

YOU, ME, AND HISTORY!



- An Activity Book from the Ontario Jewish Archives and PJ Library -

ABOUT THIS BOOK

The Ontario Jewish Archives collects stories of our community. These stories are told through thousands of letters, photographs, diaries, and videos created by families just like yours!

In this activity book you will learn about the history of Toronto's Jewish community and discover how people connected to traditions through simple everyday activities. You will explore how similar or different your life is from how your grandparents and great-grandparents may have lived. You will mail a hand written letter, prepare a family recipe, and even create a puppet show to share with friends.

You will notice that the photographs throughout this activity book are in black and white. Why is that? When photography was first invented, cameras could only take pictures in black and white. Colour photography did not become popular in Canada until after the Second World War. When looking at the photographs, try and imagine what the people and streets would have looked like in colour!

Let's get started!

Text and images by the Ontario Jewish Archives
Illustrations by Kara Isozaki
Design by Sam Mogelonsky

With thanks to:
Nathalie and Joseph Berljawsky
David ^{z"l} and Syma ^{z"l} Forberg Media
Centre Fund at the Jewish Foundation



PETS ARE FAMILY TOO!

That's why we see them in the archives. Keep an eye out for Archie the OJA cat as you read through this book. He gets into lots of mischief.

Can you spot him on each page?

YOU, ME, AND HISTORY!

THIS BOOK WAS COMPLETED BY

#OJAXPJLIBRARY




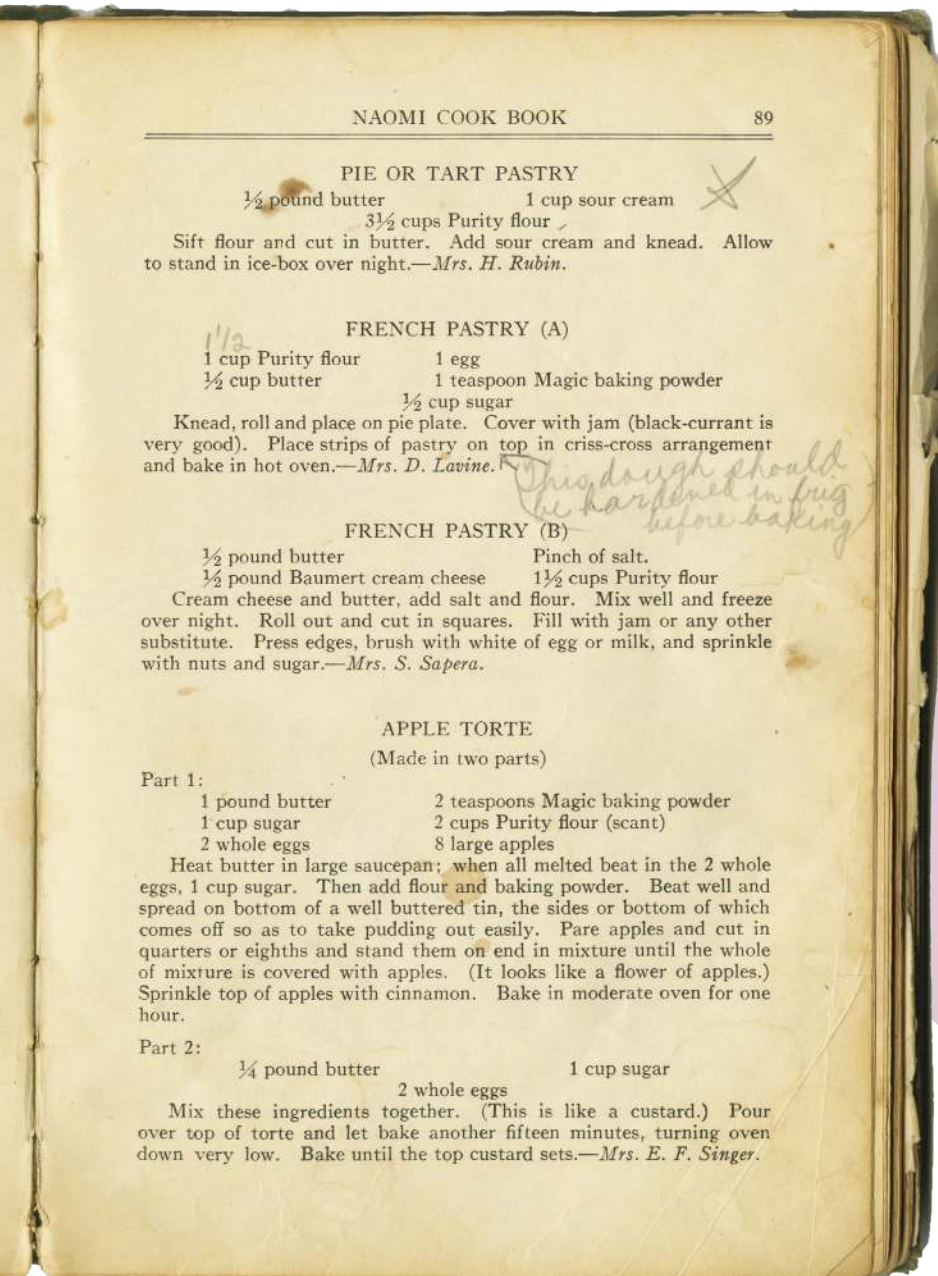
UJA FEDERATION | ONTARIO JEWISH ARCHIVES
of Greater Toronto | BLANKENSTEIN FAMILY HERITAGE CENTRE



COOKING A MEAL

Cooking is a fun and meaningful way to connect with your Jewish identity. It is also a great way to learn about popular holiday food traditions. Cookbooks and recipes help you share what you know about food with others. The OJA has many recipes in its collections, some from 100 years ago! We can learn a lot about Jewish food from these recipes and how our food has changed or remained the same over the years.

What family recipes do you like to make?



This French pastry recipe comes from a 1927 cookbook. This cookbook was created by a Toronto chapter of Hadassah-WIZO called the Naomi Chapter. It was sold to help raise money for important causes in the community. There are some missing instructions from this recipe!

We suggest you bake your pie at 350 degrees Fahrenheit for 30 to 40 minutes, and use a 1.5-inch deep by 10-inch diameter pie dish.






In this photo, Mimi Wise is making her cabbage rolls to help raise money for the Hadassah Bazaar in 1959. She would have made hundreds of them!



Have you ever made cabbage rolls?



Write down a recipe and explain why that dish is special to you. Cut it out and send it to someone or, try making it at home.

Recipe

Ingredients

Cooking

GOING SHOPPING

Do you shop with your family at a deli or bakery?



If you lived in Toronto 100 years ago, you would probably go to Kensington Market to do most of your shopping. You could buy everything you needed there, but not all in one place. Unlike today's big supermarkets, each store sold specific foods and other items, like fish and poultry, vegetables, pickles—even Yiddish newspapers! You could also spot the *shochet* selling live chickens, dairies selling fresh cream cheese, and bakeries selling blueberry buns and bagels. If your parents owned a shop, you would be expected to help out when you weren't at school.



This is a photo of storeowner Becky Trachter and her brother Art Cooper standing outside Trachter's Milk Store. The store was at 71 Kensington Avenue. This photo was taken in May 1925, almost 100 years ago!


What do you notice about the writing on the windows?





Can you spot the items on this list?

- 1** Shopping buggy with wheels
- 2** Rolled carpet
- 3** Brooms
- 4** Barrel
- 5** Carpet beater
- 6** Kettle
- 7** Big glass bottle
- 8** Rubber hose
- 9** No Parking sign
- 10** Mrs. Rosenbloom!




What would your Jewish team name be?
Draw your team logo on the jersey.



PLAYING SPORTS

Sports are a fun a way for Jewish children to meet and play together. As early as the 1900s, there were Jewish baseball, basketball, and swim teams. Many athletes became very good at their sports, like Sammy Luftspring in boxing and Bobbie Rosenfeld in running.

Do you play any sports? Why do you think it was important for Jewish kids to meet other Jewish kids?



Sammy Luftspring was a championship boxer who always wore a *Magen David* on his boxing shorts.



Can you spot it?
Why do you think he wore it?

In Toronto, there were so many Jewish sports clubs that in 1919 they came together to make one big association known as the Young Men's and Young Women's Hebrew Athletic Association (YM-YWHA). Today it's known as the Jewish Community Centres.



Do you go to a JCC?

CREATING ART

Art helps you explore and express what it means to be Jewish. Many clubs, camps, and synagogues have offered music, art, and drama. There is also a long history of Jewish theatres, festivals, and galleries in Toronto creating and celebrating Jewish art and artists!


What kind of art do you like to create?



These children are performing a puppet show using puppets that they made.



Try creating your own puppet show by cutting out the figures and props. What story are you going to tell?



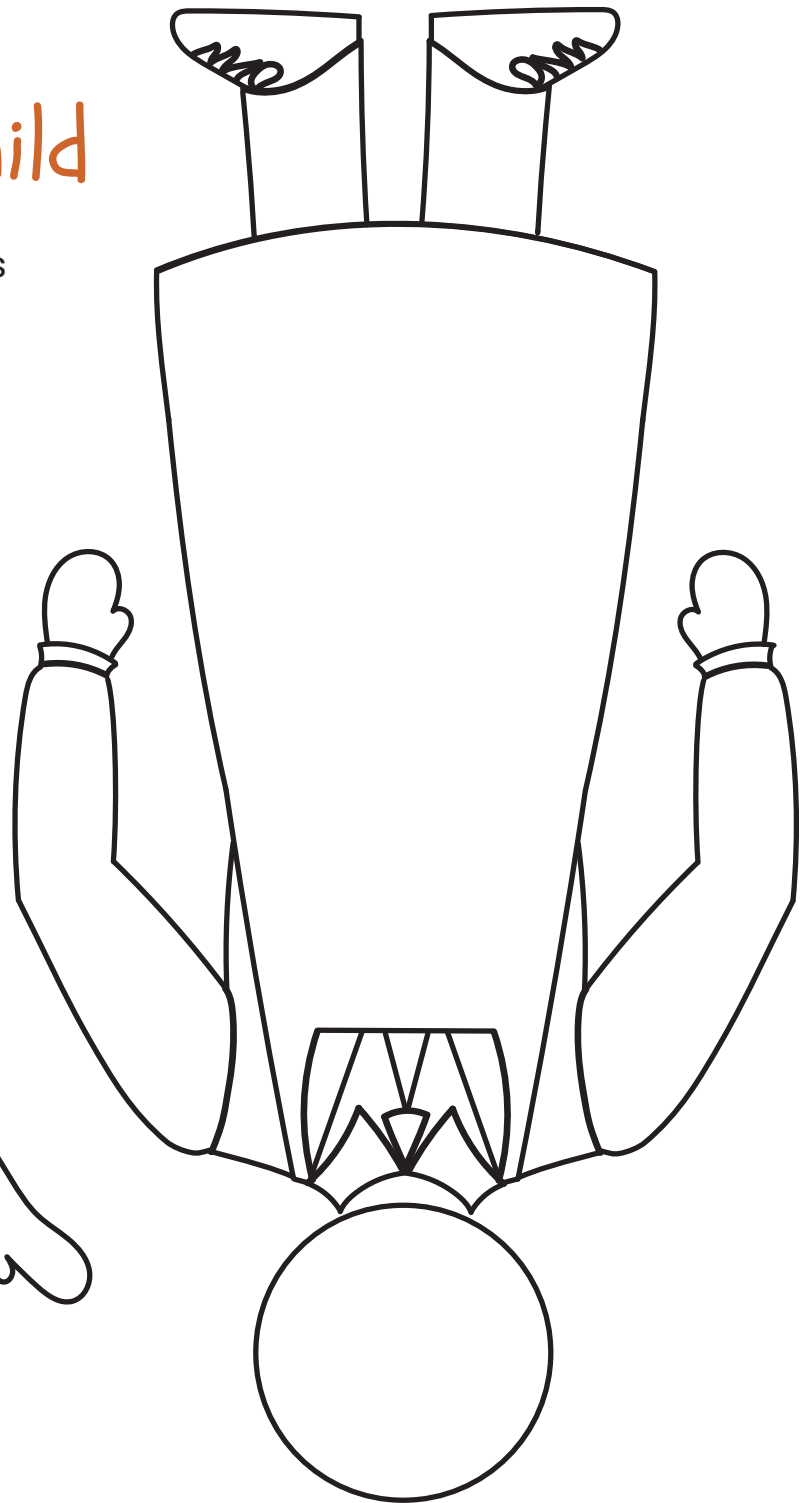

List of supplies:

- popsicle sticks or straws
- scissors
- crayons/colouring pencils
- glue/tape



Shopkeeper and Child

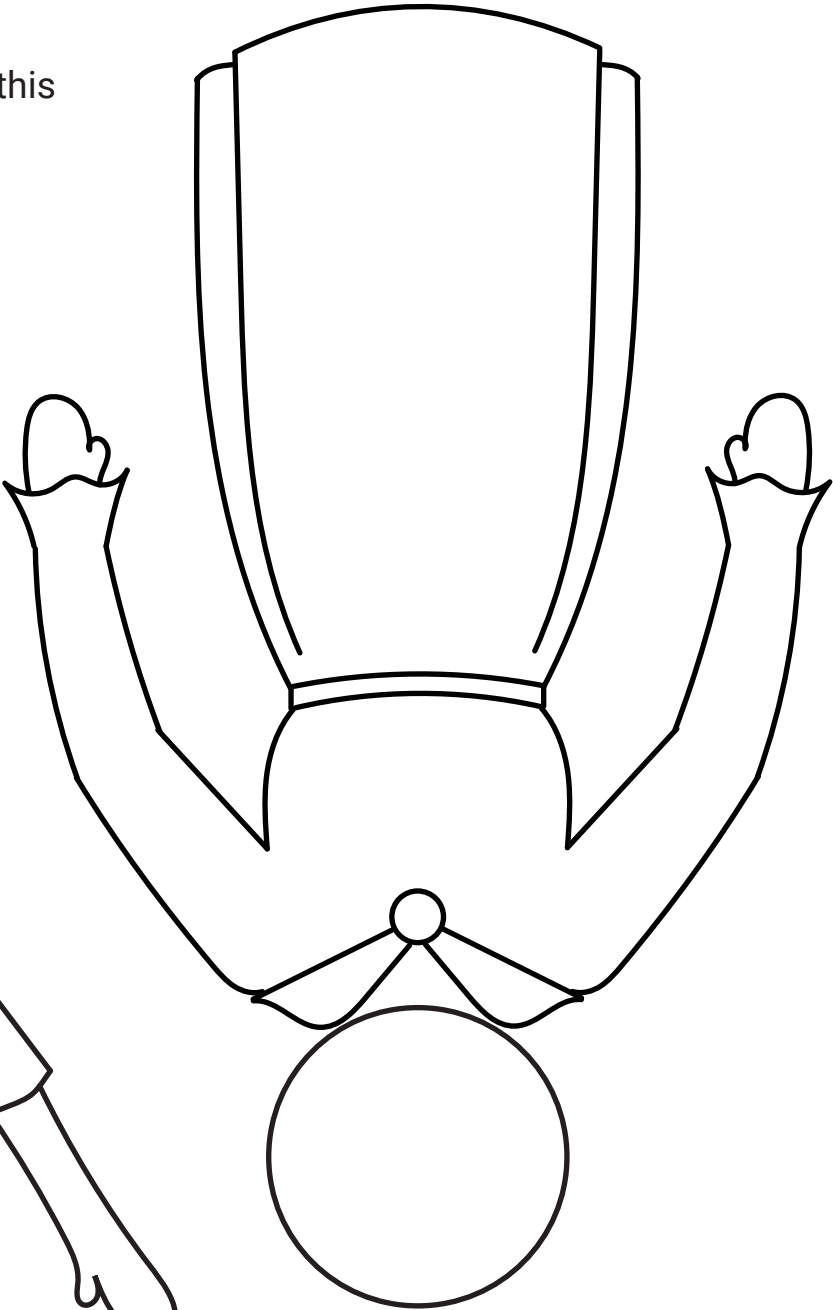

These figures appear in photographs in this activity book. See if you can spot them.










Woman and Child

These figures appear in photographs in this activity book. See if you can spot them.











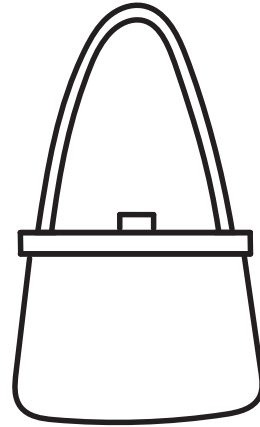




Hairstyles and Hats







Accessories









Can you put this picture
back together?



GOING TO SYNAGOGUE



When do you go to synagogue/shul/temple?

In the past, many children would go to school in their synagogue. Others went every Shabbat, joined the choir or participated in youth programs. Some children went for their bar or bat mitzvahs. Synagogue was a place where children hung out and socialized. Sometimes their families came from the same villages or towns in Europe. Much like today, synagogues helped new immigrants stay connected to their Jewish roots and feel included in their new community.



Many of Toronto's earliest synagogues began in small houses, called *shteibels*. When the members had enough money, they built their own buildings. Sometimes they would renovate other buildings, like the Ostrovtzer Synagogue pictured here. It was once a church.

This is a photograph of Sharon Abron Drache's bat mitzvah at Beth Tzedec Synagogue in 1956. This is believed to be the first bat mitzvah held in Beth Tzedec's main sanctuary. Even though the photograph is in black and white, Sharon remembers that her gown was a beautiful blue!

GOING TO SCHOOL

The first Jewish schools or *cheders* were part of Toronto's early synagogues. Classes were held in the afternoons and on Sundays and the teachers were often the rabbis or cantors. There were also part-time Jewish schools that taught subjects like Jewish culture and Yiddish language. Over the years, day schools opened that offered full-time Jewish education during the day along with general subjects like math and history.

How do you learn about Jewish traditions and culture?



This photograph shows two important buildings from the community's past. The smaller building on the left is the first YW-YMHA and the larger building on the right was known as the Brunswick Avenue Talmud Torah.

These buildings no longer exist, but the institutions do!
They are now known as the JCC and
Associated Hebrew Day School.

$2 + 2 =$





Photos have a hidden story to tell. Practice your detective skills and spot the 14 differences between these two photos.



GOING TO CAMP

Jewish summer camp has always meant friends, fun, and the great outdoors! As early as 1919, Jewish summer camps were an escape from the city during the hot summer months. They were also an important place to learn about traditions and create lasting friendships. Activities included canoeing, waterskiing, swimming, campfire sing-alongs, drama, and arts and crafts—much like today!

Did anyone in your family go to Jewish summer camp?



This is a camp counsellor's patch from Camp Northland from 1945.



What would your camp colours be?
Colour in the patch below.





This photograph shows a group of campers at Camp Northland in Haliburton. This photograph is from 1965 but you can still go to this camp today! Do you like to canoe? What else would you like to try at camp?

Everyone looks like they are having lots of fun. What do you think they are saying to each other? Fill in the speech bubbles.



PLAYING WITH FRIENDS

Some neighbourhoods in Toronto had a lot of Jewish families because when people immigrated to Canada they wanted to live close to one another. Jewish neighbourhoods also had stores and services that the community needed, like kosher foods and synagogues. In Toronto, some of these neighbourhoods were called St. John's Ward, Kensington Market, and Bathurst Manor.

Sometimes children who didn't live in Jewish neighbourhoods would meet other Jewish children at summer camp or parties hosted by Jewish clubs. This photo was taken in 1930 at a Jewish club called the Primrose Club.

Look closely at this photograph.



How many children are in the photo? _____

How many children are wearing party hats? _____

How many children are wearing neckties? _____

How many children have bows in their hair? _____

How many children are standing on the table? _____



HELPING OTHERS

Tikkun olam (repairing the world) and *tzedakah* (charity) are important Jewish values. Like today, there were always community members who needed help. New immigrants needed help finding a job and a place to live. Families needed help buying food and medicine. Seniors needed help in their old age. You can help people through acts of kindness and charity in many ways.

Your actions can make the world a better place for everyone!



The Jewish community has always needed volunteers to help those in need. This photograph from the 1960s shows three volunteers preparing to deliver matzah for Passover.

This United Synagogue Day School class held a bowl-a-thon in 1980 to raise money for UJA.



What are ways that you can help someone? It could be a family member, a neighbour, a friend, or someone in need.

Write down what you think using the list provided.

What is important to you?

Make a plan with your family. What can you do?

What do you need their help with?

Five ways I can help!

1. _____


2. _____

3. _____

4. _____

5. _____

Action plan: What can I do? Whose help do I need?



CONNECTING WITH FAMILY

Today, technology helps us stay close to family when they are far away. In the past, children didn't have computers or tablets. They would visit their families on holidays or call them on the telephone. Letter-writing was another way that people kept in touch, like this letter written by Henry Dworkin to his daughter Honey in 1920.

How do you keep in touch with your family and friends?



Write a letter to someone in your family.

It can be someone you live with or someone far away. Remember to put a stamp on your letter and put it in the mail.

You'll find a special postcard to cut out on the back cover page!

E. & H. DWORKIN

KANTOR BANKOWY I SCHIFFSKARTY

Kantor gł. 525 Dudas St. West

TORONTO (Kanada).

Adres dla depesz i listów:

Marszałkowska 81, m. 14

TELEFON 108-32.

ODDZIAŁ W WARSZAWIE:

Ś-to Jerska 32

lokal Gimnazjum.

Warszawa, d. March 14th 1920.

My sweetest little girl in the world, my dearest daughter
Hanny.

I hope this letter will reach you in the best of health and hapiness. Your papa has not forgotten you one minute to think of his little girl. I only dream of the minute when I will return back and squeeze you in my arms. I am sure you have not forgotten your papa and I hope you think of me at least half as much as I think of you. I am sure you are a good little girl, taking your music lessons steadily and not staying away from school, not worrying mama, go to bed alone, dress yourself and help mama in business. I know you can do a lot. Well dearling, I hope You have recieved my many letters to you and waiting impatiently for your letter, in the mean time give my best regards to ^{Dworkin} grand father and grandmama, to everybody in your house, in our house and everybodys house you know,
your ever loving father

Henry Dworkin

GLOSSARY

Bar/bat/b'nai mitzvah - a religious ceremony in which children become responsible for keeping the commandments.

Cantor - a person who sings solo prayers in the synagogue.

Hadassah-Wizo - a volunteer-run women's organization that helps women and children in Canada and Israel.

Immigration - moving to live in a foreign country.

Kensington Market - a neighbourhood in downtown Toronto that used to be known as the "Jewish Market."

Kosher - Hebrew for "fit". The laws that define what foods are fit for eating.

Magen David - Star of David. A symbol of Jewish identity and Judaism.

Rabbi - a Jewish religious teacher.

Shabbat - Hebrew for Sabbath. The day of rest that occurs between Friday at sundown and Saturday one hour after sundown.

Shochet - a Kosher butcher or someone who slaughters animals according to Kosher laws.

Shul - Yiddish word for synagogue.

St. John's Ward - an area of Toronto where many immigrants settled. It was home to large numbers of Jewish immigrants from the 1890s to the 1920s.

Talmud Torah - a religious school that teaches various subjects, including Hebrew and Jewish history.

Tikkun olam - literally, "repairing the world." The concept that Jews are responsible for making the world a better place.

Tradition - the handing down of beliefs and customs from one generation to another.

Tzedakah - the religious obligation to give to individuals in need as a matter of justice.

ADDITIONAL RESOURCES

Storefront Stories: ojaxstorefrontstories.org

Scrolling Spadina: ojaxscrollingspadina.org




IMAGE CREDITS

- Cover: F. Goldstien Butcher Shop, 231 Augusta Avenue, 16 May 1959. OJA, fonds 18, series 2, item 1.
- Page 4: Hadassah-WIZO Naomi Chapter cookbook, 1928. OJA, accession 1985-5-12.
- Page 5: Mimi Wise cooking cabbage rolls, 1959. OJA, fonds 16, item 7.
- Page 6: Trachter's Milk Store, 71 Kensington Ave., Toronto, May 1925. OJA, item 2947.
- Page 7: Rosenbloom Hardware Store, 1956. OJA, accession 2006-1-3.
- Page 9: Sammy Luftspring, Toronto, 1930. OJA, item 2516.
YWHA basketball house team, 1958. OJA, fonds 61, series 2-2, file 30.
- Page 10: JCC creative drama class, [ca. 1960]. OJA, fonds 61, series 2-2, item 21.
- Page 21: Gordon Perlmutter and Gurion Hyman at the Ostrovitzer Synagogue, Toronto, 1938. OJA, item 1180.
Sharon Abron Drache's bat mitzvah, 3 Mar. 1956. OJA, accession 2020-3-3.
- Page 22: Brunswick Avenue Talmud Torah and YMHA building, ca. 1960. OJA, fonds 61, series 2-2, file 44, item 2.
- Page 23: Eitz Chaim Talmud Torah, D'Arcy St., 17 Dec. 1958. OJA, fonds 18, series 3, file 16, item 1.
- Page 24: Fonds 61, series 1-1, file 73, item 1.
- Page 25: Camp Northland counsellor's patch, 1945. OJA, fonds 61, series 1-1, file 73, item 1.
- Page 26: Children at party, Primrose Club, Toronto, 1930. OJA, item 4200.
- Page 28: USDS donation to UJA, April 1980. OJA, fonds 67, series 27, file 508.
Loading matzot into the car, [196-]. OJA, fonds 105, series 4, file 15, item 4
- Page 30: Dorothy, Henry, and Honey Dworkin, 1915. OJA, fonds 10, item 12.
- Page 31: Letter to Honey Dworkin from her father, Henry, 1920. OJA, accession 2006-1-2.
- Page 33: F. Goldstien Butcher Shop, 231 Augusta Avenue, 16 May 1959. OJA fonds 18, series 2, item 1.



(c) 2021 Ontario Jewish Archives, Blankenstein Family Heritage Centre.

All text and images are the property of the Ontario Jewish Archives unless otherwise stated. No part of this publication may be reproduced, distributed, or transmitted in any form or by any means, including photocopying, recording, or other electronic or mechanical methods, without the prior written permission of the OJA, except for noncommercial uses permitted by copyright law.

For permission requests, contact the Ontario Jewish Archives at ojainquiries@ujafed.org

Recognize this photo?
It was used to make the illustration on the cover!

ABOUT US

#OJAXPJLIBRARY



PJ Library is a FREE program that delivers age-appropriate, Jewish-themed children's books for children from birth up to 8 years old. The books touch on a variety of Jewish values, traditions, and themes, and can help bring Jewish ideas and inspiration for you and your children to share together. Beyond the books, PJ Library subscribers receive information about local and virtual family friendly events and programs and receive the opportunity to connect with other PJ Library families in your neighbourhood.

Learn more at www.pjlibrarytoronto.com and you can register to receive free books at www.pjlibrary.org

  @PJLibraryToronto




UJA FEDERATION | ONTARIO JEWISH ARCHIVES
of Greater Toronto | BLANKENSTEIN FAMILY HERITAGE CENTRE

Founded in 1973, the Ontario Jewish Archives, Blankenstein Family Heritage Centre (OJA) is the largest repository of Jewish life in Canada. The OJA's collections span all segments of Ontario's Jewish community, including families, businesses, cultural organizations, and synagogues. These records date from the community's earliest days in the province in the 1850s to the present. The OJA supports a wide range of researchers through its vital work. Through exhibitions, programs, research assistance, and walking tours, the OJA tells the stories of Ontario's Jewish community.

You can find us online at www.ontariojewisharchives.org

  @OntarioJewishArchives



With thanks to:

Nathalie and Joseph Berljawsky

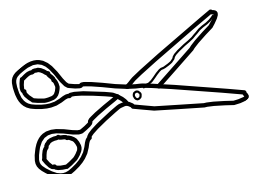
David z"l and Syma z"l Forberg Media Centre Fund at the Jewish Foundation

Write a letter to someone in your family.

It can be someone you live with or someone far away.
Add a stamp on your postcard and put it in the mail.

Remember to take a photo before sending! You can share
your creation and tag us on social media!

POSTCARD



The background of the entire page is filled with a dense, chaotic pattern of pink scribbles. A large, empty rectangular area in the center is defined by a dashed black border.

#OJAXPJLIBRARY

