

ANNUAL REPORT

2023



Weathervane Music



Al-Bustan Seeds of Culture



ArcheDream for Humankind



Kun-Yang Lin/Dancers



The Philadelphia Dance Company



Philadelphia Guild of Handweavers



Philadelphia Sculptors



EgoPo Classic Theater

ABOUT

The Philadelphia Cultural Fund (PCF) was established to provide funds to enhance the cultural life and vitality of the City of Philadelphia and its residents. PCF is managed by a professional philanthropy staff, with governance provided by a board of directors (BOD) comprised of arts leaders, community members, and representatives named by the Mayor and City Council President. Grant applications are reviewed through a transparent and robust process. This operational structure enhances the integrity of the grant-making process and ensures continuity across mayoral administrations in terms of PCF to grantee relationships and funding practices.

The Philadelphia Cultural Fund's FY23 budget is resourced through the City of Philadelphia's 2023 budget and supplemented by donations. The Art & Culture Grants provide much-needed general operating funds to small and mid-sized arts organizations that are dedicated to creating, preserving and/or exhibiting visual, literary and performing arts, architecture, science, history and the humanities.

MEET THE TEAM



Executive Director, Gabriela Sanchez



Program Director, Camille Halsey



Project Coordinator, Destiny Bugg

Staff Photos Taken By: Terrell Halsey

BOARD OF DIRECTORS

Community Directors

Rachel Choplick
Michelle Currica
Dawn Frisby Byers***
Valerie Gay**^

Wilfredo Hernandez
LaNeshe Miller-White**^
Michael O'Bryan^
John Orr

Kelli Paul**
Gabrielle Sellei
Caralyn Spector
Neville K. Vakharia^

***President

**Officers

^Mayoral Appointment

Directors Appointed by President of City Council


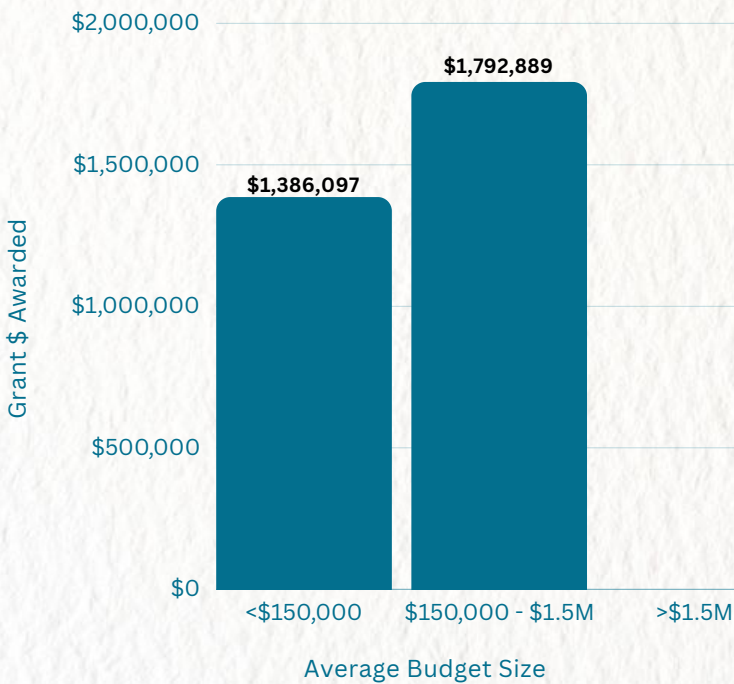
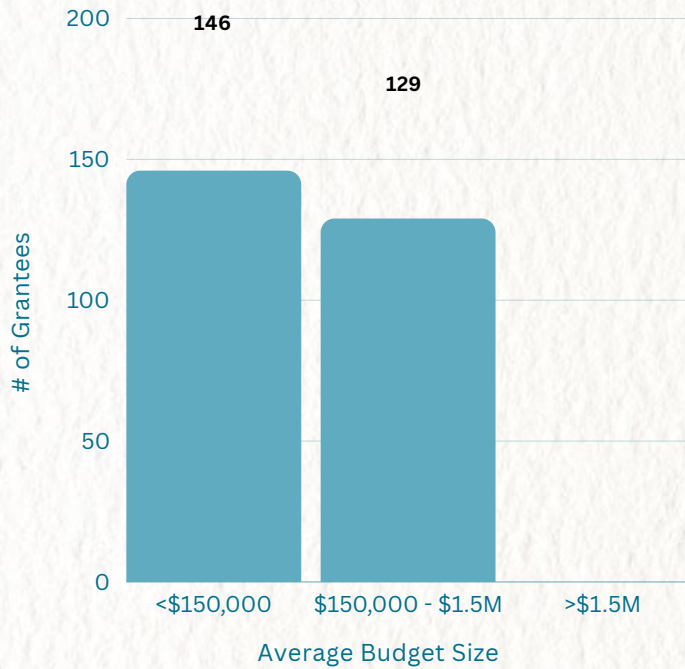
Cindy Bass
Council District 8

Mark Squilla
Council District 1

Isaiah Thomas
Council At-Large

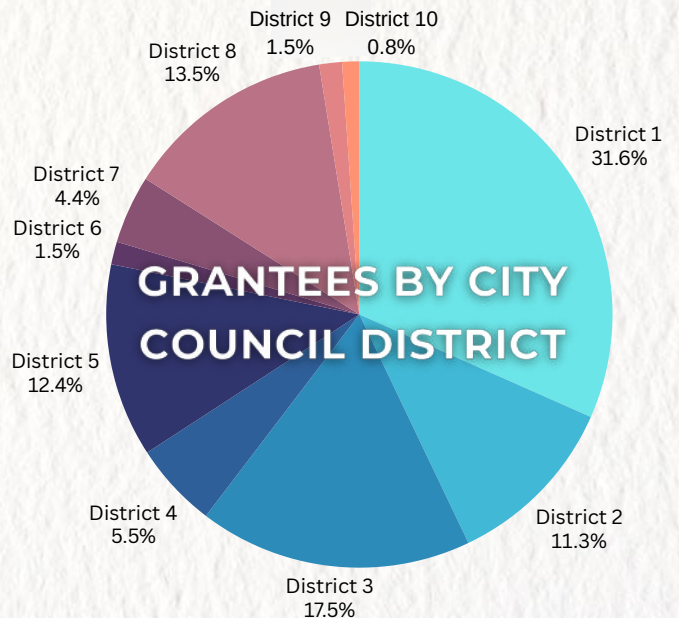
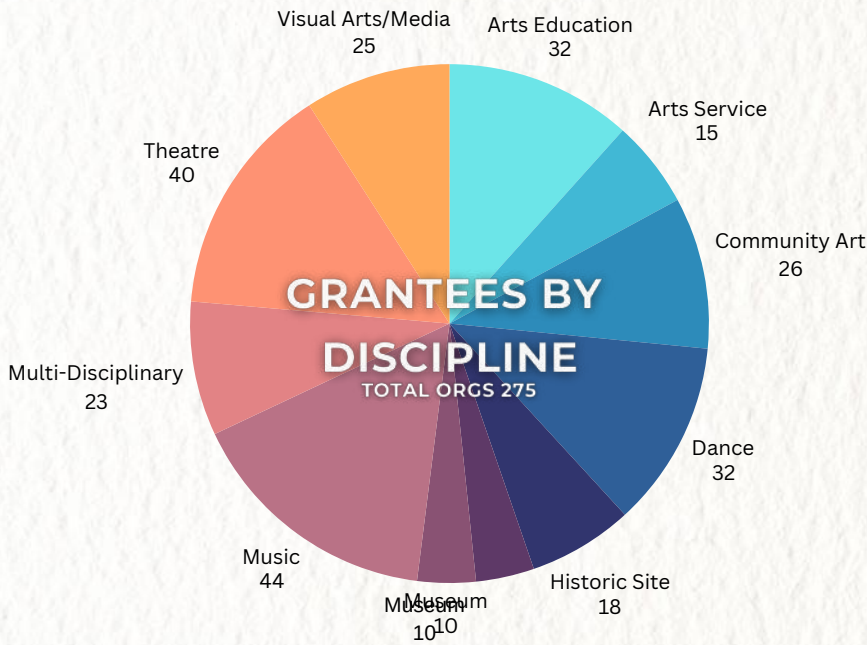
ART & CULTURE GRANTS

The Philadelphia Cultural Fund awarded a total of **\$3,178,986 to 275** Philadelphia-based art and culture organizations. The average grant was **\$11,560**.

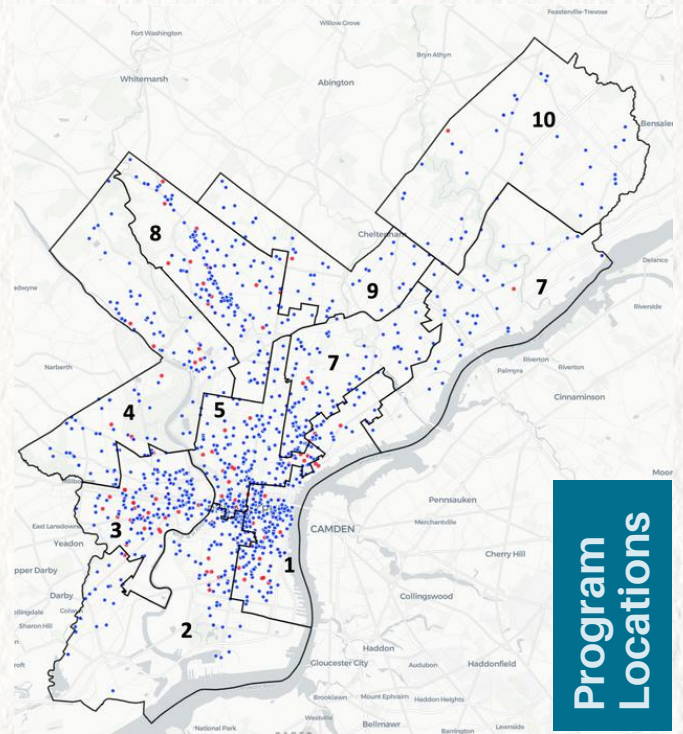
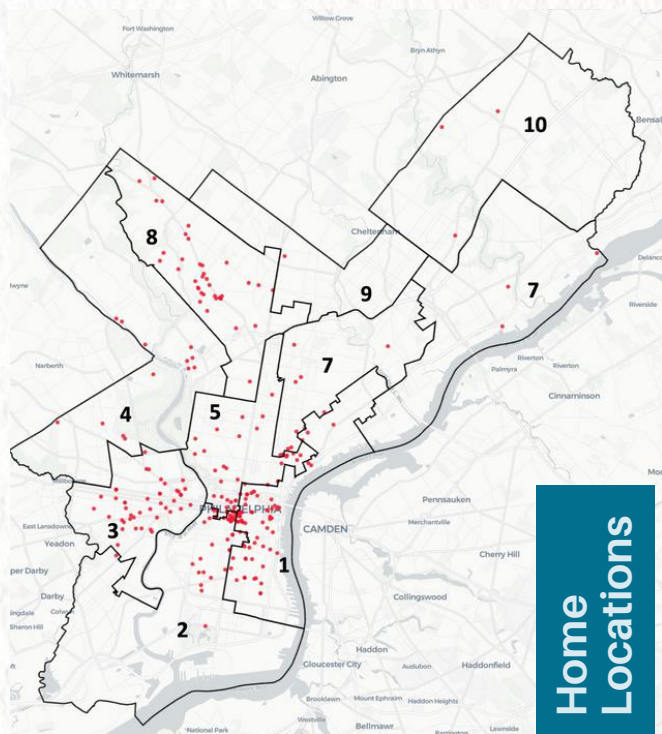




ART & CULTURE GRANTEES



GRANTEE IMPACT BY DISTRICT




Council District	Grantees in District	Venues in District Used	Programs Offered
1	86	214	343
2	39	133	232
3	46	138	213
4	13	96	144
5	34	167	304
6	3	39	54
7	13	104	166
8	37	140	201
9	1	41	58
10	3	34	48
TOTAL	275	1106	1763

YOUTH PROGRAMS



Center for Architecture and Design



Kulu Mele African Dance & Drum Ensemble



Music Theatre Philly

- **48%** of PCF's Art & Culture grantees provide programs to Pre-K through school aged children.
- **48,246** children attended programs IN a Philadelphia school that partnered with a PCF Grantee.
- **115,459** children attended programs OUTSIDE of school hosted by a PCF Grantee.
- PCF Grantees partnered with **722** Philadelphia schools to provide programs on school grounds.
- PCF Grantees partnered with **711** Philadelphia schools to provide programs off school grounds

***Note: An individual child and/or school may be counted more than once if served by multiple grantee organizations.



Creative Resilient Youth



Almanac Dance Circus Theatre



Amber Art and Design

GRANTEE DATA

Provided By SMU DataArts



Report on the Arts and Culture Sector

2023 Philadelphia Cultural Fund Grantees

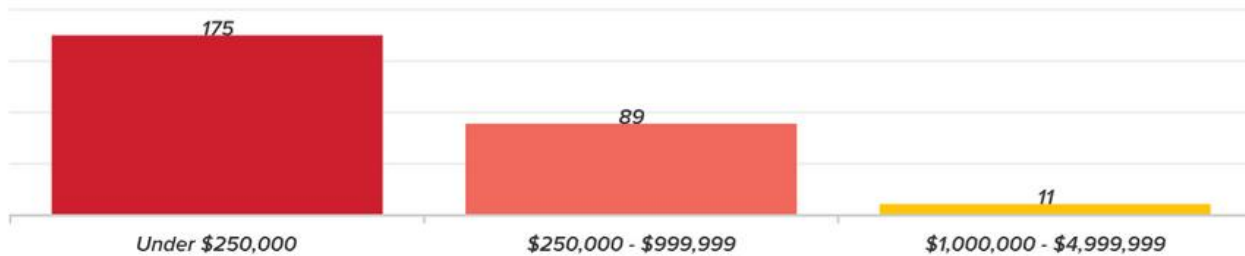
Nonprofit arts and cultural organizations are vital contributors to the region's economic, civic, and educational fabric. They create jobs, stimulate dialogue, and improve quality of life. The report below represents data from Cultural Data Profiles completed as of 07/10/2023 submitted for each organization.

Participating Organizations


Included number of organizations: 275

This report represents data from cultural nonprofits that participate in DataArts, a nonprofit organization that collects and disseminates high-quality longitudinal data to support decision-making and to strengthen the performance, vitality and impact of the arts and culture sector. Any nonprofit arts and cultural organization may participate.

Organizations by Budget Size (Total Expenses)



Organizations by Discipline



Employment

The arts and cultural sector is an important employer in our community, providing jobs for a wide range of professionals – from artists and accountants to zoologists.

Total Paid Positions

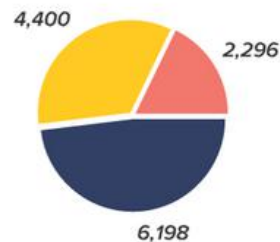
(Full time, part time, independent contractors)

6,198

Total volunteers: 4,400
Total board members: 2,296

Total Arts Workforce

Board members (red), Volunteers (yellow), Paid positions (dark blue)



GRANTEE DATA

Provided By SMU DataArts

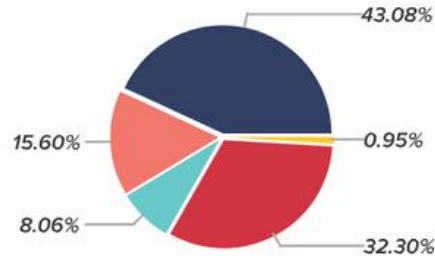
Direct Expenditures

Arts and cultural organizations have significant direct economic impact on our community. In particular, salaries and benefits, which go to local residents, and physical plant costs (repairs, rent, etc.), which typically go to local businesses, are direct expenditures that benefit the local economy.

Total Direct Expenditures

\$77,448,712

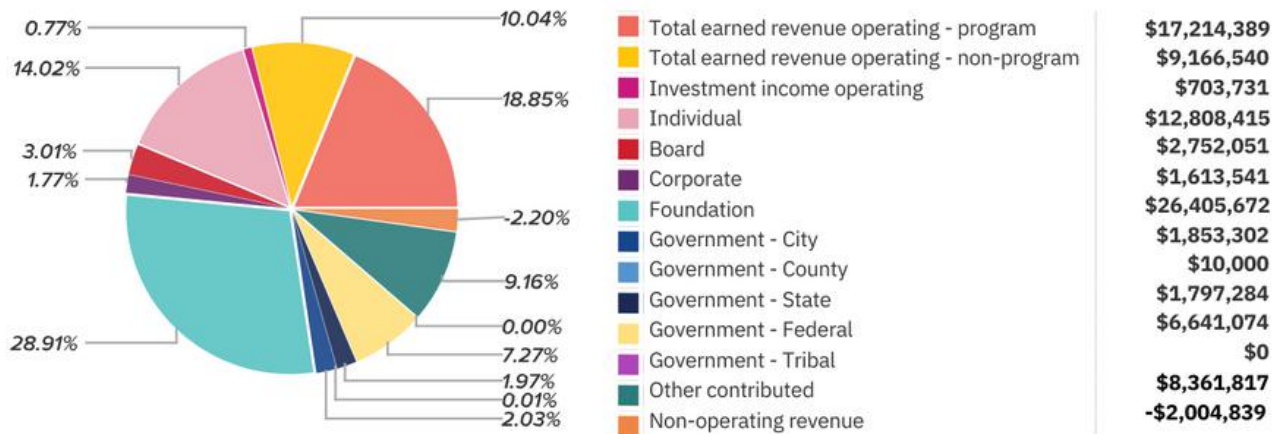
■ Salary & benefits	\$33,365,679
■ Payments to non-staff contractors, performers etc.	\$12,082,455
■ Occupancy expenses	\$6,245,529
■ All other expenses	\$25,017,104
■ Non-operating expenses	\$737,945



Revenue

Total unrestricted revenue: Total revenue \$84,160,045

(including funds restricted for future use or otherwise not available for operations): **\$87,322,977**



Earned	30%	Investment	1%
Contributed	71%	Non-operating	-2%

Figures may not add up to 100% due to rounding and reclassification/transfers.

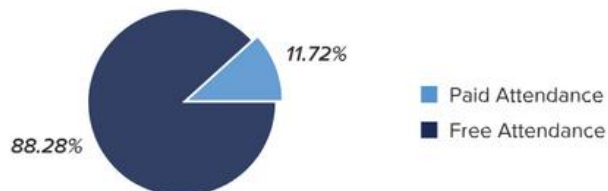
Attendance and Participation

The arts and cultural sector provides high-quality experiences that make the community a better, more enjoyable place in which to live, and a more attractive location for businesses and in-demand workers. Many programs are an essential part of this community's commitment to families, life-long learning and 21st-century education for children and youth. Arts and cultural offerings attract tourists, conferences, and other destination-seekers to the area. A high proportion of admissions are free.

Total In-Person Attendance

2,981,831

Paid in-person attendance	349,387
Free in-person attendance	2,632,444
Total in-person attendance	2,981,831
Digital attendance	20,588,882



SPRING MEET & GREETINGS

In the Spring of 2023, the Philadelphia Cultural Fund hosted an engaging series of Meet & Greet events for the 2023 Art & Culture Grantees.

As PCF enters new leadership under Gabriela Sanchez, Executive Director, it is an exciting time to focus on fostering community and connection amongst staff and grantees.



Host Venue: The Painted Bride Art Center



Performer: Veronica Hudson/Hudson River Music

The meet and greets were hosted in three different grantee venues; it was a great opportunity to showcase their very unique spaces around the city. PCF contracted individual artists to perform at each event. The performances ranged from music, vocationism and dance!

PCF Staff is thrilled with the outcome of these events and plans to continue them in the future!

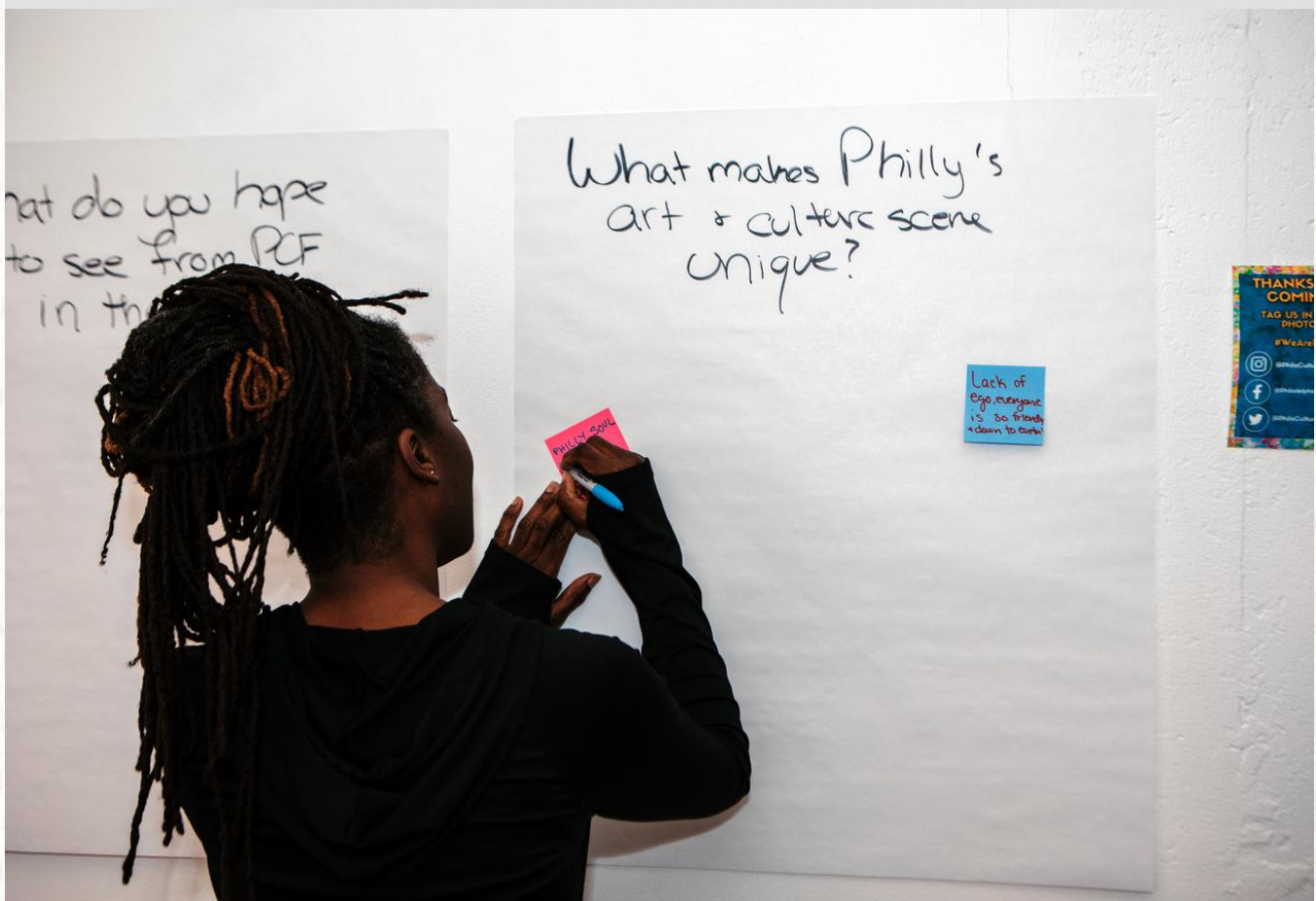


[VIEW THE RECAP VIDEO](#)

GRANTEE TESTIMONIALS

Support from the City of Philadelphia through the Philadelphia Cultural Fund is a lifeline for ongoing operating support. Continued generosity helps Allens Lane serve our unique community in NW Philadelphia including the neighborhoods as Mt. Airy, Germantown, and Chestnut Hill.

~ Allens Lane Art Center ~



The PCF grant is one of the life bloods of our organization. It enables us to have visibility in Philadelphia and build credibility with the Philadelphia School District.

~ Spells Writing Lab Inc ~

A MESSAGE FROM PCF'S EXECUTIVE DIRECTOR GABRIELA SANCHEZ



Photographer: Terrell Halsey

“The Philadelphia Cultural Fund has a rich and diverse history of investing general operating funds in the arts and culture sector in our city for over three decades. Our philanthropic impact reaches various art and cultural organizations from all districts (1-10) in Philly’s vibrant neighborhoods. We take pride in learning from our multidisciplinary and multicultural grantees whose missions positively transform this city every day.

The arts and culture community is a vibrant pulse that keeps this city learning, connecting, and growing together. In 2021, PCF was almost eliminated from the city’s budget. I want to acknowledge that PCF survived the pandemic because of the relentless collective efforts of

PCF’s staff, board, grantees, partners, community and council members. Our advocacy for an increase of significant and consistent funds continues!

As PCF transitions under my new leadership, we are working towards deepening our community impact by prioritizing expansion of partnerships, resources and arts advocacy. I look forward to reaching more applicants, connecting with grantees, and engaging city officials around a substantial increase of funds for PCF’s City allocation.

PCF’s future growth is dependent on the value held by Philadelphia residents. We must amplify together the importance of art being accessible and immersed in our schools, libraries, parks, recreation centers, public spaces, theaters, galleries, and more! We understand that art and culture are at the intersection of problem-solving, public safety, connection, and joy.

We need our council members and the Mayor to continue to be our allies in this work towards championing Philadelphia’s art and culture sector as an arts destination reaching people nationwide. We are extremely grateful to the City of Philadelphia and all of our funders for supporting our mission. ”

Executive Director, Gabriela Sanchez

Gabriela Sanchez

2023 ART & CULTURE GRANT RECIPIENTS



2023 ART & CULTURE GRANT



Grant Recipient	Grant Amount	District
1812 Productions	\$14,546	1
American Swedish Historical Museum	\$14,481	1
Anne-Marie Mulgrew and Dancers Company	\$10,158	1
Arch Street Meeting House Preservation Trust	\$12,061	1
Ars Nova Workshop	\$14,043	1
Art Sphere Inc.	\$12,364	1
Artreach, Inc	\$14,546	1
ARTZ Philadelphia	\$13,941	1
Asian Americans United	\$13,519	1
Aurora Classical	\$2,903	1
Azuka Theatre	\$13,519	1
Beyond the Bell Tours	\$2,903	1
Big Picture Alliance	\$13,519	1
Blue Stoop	\$12,386	1
Broad Street Review	\$12,758	1
Casa de Duende	\$4,753	1
Center for Architecture and Design	\$14,481	1
Chinese American Women's Sisterhood Society of Philadelphia	\$6,977	1
CraftNOW Philadelphia	\$12,061	1
Creative Resilient Youth	\$10,991	1
CultureWorks Greater Philadelphia	\$14,481	1
Da Vinci Art Alliance	\$12,061	1
EgoPo Classic Theater	\$13,552	1
Elfreth's Alley Association	\$10,991	1
ENAensemble	\$4,753	1
Fire Museum Presents	\$4,753	1
Friends of the Rail Park	\$13,519	1
Hidden City Philadelphia	\$12,061	1
Historic Gloria Dei Preservation Corporation	\$10,097	1
Independence Historical Trust	\$14,481	1

2023 ART & CULTURE GRANT



Grant Recipient	Grant Amount	District
Indigenous Peoples' Day Philly Inc.	\$4,753	1
Kun-Yang Lin/Dancers	\$13,519	1
Leah Stein Dance Company	\$10,158	1
Love Now Media	\$14,159	1
Mendelssohn Club of Philadelphia	\$14,159	1
Mexican Cultural Center	\$13,183	1
Music Theatre Philly	\$12,061	1
Mutya Philippine Dance Company	\$4,753	1
Orchestra 2001	\$13,552	1
Past Present Projects	\$2,903	1
Philadelphia Artists' Collective	\$12,364	1
Philadelphia Asian American Film Festival	\$12,386	1
Philadelphia Boys and Girls Choirs	\$14,353	1
Philadelphia Chinese Opera Society	\$10,991	1
Philadelphia Freedom Band	\$6,977	1
Philadelphia Jewish Film and Media (formerly the Gershman Y)	\$14,353	1
Philadelphia Latino Film Festival	\$12,758	1
Philadelphia Regional Arts Consortium	\$14,159	1
Philadelphia Sculptors	\$10,158	1
Philadelphia Sinfonia Association	\$13,519	1
Philadelphia Sketch Club	\$12,758	1
Philadelphia Society for the Preservation of Landmarks	\$14,481	1
Philadelphia Stories	\$10,991	1
Philadelphia Voices of Pride	\$10,097	1
Philadelphia Volunteer Lawyers for the Arts	\$12,758	1
Philadelphia Wind Symphony	\$2,903	1
Philadelphia Women in Film and Television	\$10,158	1
Philadelphia Young Playwrights	\$14,546	1
PhilHarmonia	\$6,977	1
Pig Iron Theatre Company	\$14,481	1

2023 ART & CULTURE GRANT



Grant Recipient	Grant Amount	District
Plastic Club	\$10,097	1
Prismatic Arts Ensemble	\$2,903	1
Project 440	\$13,552	1
Project Capoeira, Inc.	\$12,364	1
Project Moshen Dance Company	\$4,753	1
Project Twenty1	\$9,589	1
Rough Cut Productions	\$2,903	1
Simpatico Theatre	\$10,991	1
Swim Pony Performing Arts	\$13,941	1
Team Sunshine Performance Corporation	\$12,758	1
Tempesta di Mare	\$14,159	1
The Artblog	\$12,386	1
The Athenaeum of Philadelphia	\$14,481	1
The Carpenters' Company of the City and County of Philadelphia	\$14,353	1
The Center for Art in Wood DBA Museum for Art in Wood	\$14,546	1
The Head & The Hand Workshop	\$12,364	1
The Idiopathic Ridiculopathy Consortium	\$12,386	1
The Philadelphia Chamber Ensemble	\$9,589	1
The Renegade Company	\$2,903	1
Theatre Exile	\$14,546	1
thINKingDANCE	\$6,977	1
Twelve Gates Arts	\$13,183	1
Vox Populi, Inc	\$13,183	1
Warrior Writers	\$10,991	1
We Are the Seeds	\$13,183	1
Weathervane Music	\$13,183	1
White Box Theatre	\$10,158	1
Arts + Business Council for Greater Philadelphia	\$14,159	2
Artsi	\$4,753	2
Astral Artists	\$14,546	2

2023 ART & CULTURE GRANT



Grant Recipient	Grant Amount	District
Bainbridge House, Inc	\$6,977	2
Brandywine Workshop and Archives	\$14,043	2
Concert Operetta Theater	\$4,753	2
Eleone Dance Theatre	\$12,061	2
Enchantment Theatre Company	\$13,552	2
First Person Arts	\$14,353	2
Headlong Dance Theater	\$14,159	2
IllReality, DBA MoveMakers Philly	\$14,043	2
Indonesian Lantern Media LLC	\$6,977	2
InterAct Theatre Company	\$14,546	2
Lightning Rod Special	\$10,991	2
MacGuffin Theatre & Film Company	\$13,519	2
Mascher Space Cooperative	\$10,097	2
Nashirah-the Jewish Chorale of Greater Philadelphia	\$10,097	2
Nichole Canuso Dance Company	\$13,183	2
Ollin Yoliztli Calmecac	\$2,903	2
Philadelphia Clef Club of Jazz and Performing Arts	\$14,043	2
Philadelphia Gay Men's Chorus Inc	\$13,941	2
Philadelphia Youth Orchestra (DBA PYO Music Institute)	\$14,481	2
Philadelphia's Magic Gardens	\$14,481	2
Preservation Alliance for Greater Philadelphia	\$14,353	2
Raw Street Productions	\$4,753	2
SHARP Dance Company	\$10,097	2
The Chamber Orchestra of Philadelphia	\$14,546	2
The Lady Hoofers Tap Ensemble	\$10,158	2
The Print Center	\$14,159	2
Tiny Dynamite	\$12,364	2
Trinity Center for Urban Life	\$13,183	2
Al-Bustan Seeds of Culture	\$14,159	3
Amber Art and Design	\$12,061	3

2023 ART & CULTURE GRANT



Grant Recipient	Grant Amount	District
American Composers Forum, Philadelphia Chapter	\$10,991	3
Applied Mechanics	\$12,386	3
Arcana New Music Ensemble	\$4,753	3
ArcheDream for Humankind	\$9,589	3
Arthur Ross Gallery	\$14,353	3
Arts in Schools Collaborative DBA: Dancing Classrooms Philly (DCP)	\$13,519	3
Beyond the Bars	\$13,941	3
Bowerbird	\$12,061	3
Bushfire Theatre of Performing Arts	\$10,097	3
Curio Theatre Company	\$12,364	3
DANCE IQUAIL!	\$12,364	3
Dancefusion	\$13,552	3
Dehkontee Artists Theatre, Inc.	\$6,977	3
District One Community Education Center	\$12,061	3
Fortress Arts	\$10,991	3
Group Motion Multi Media Dance Theater	\$10,158	3
ICPIC New Africa Center	\$12,364	3
Intercultural Journeys	\$13,183	3
John Graves Productions	\$12,386	3
LifeWork Photo Inc.	\$2,903	3
Lil Filmmakers Inc.	\$12,758	3
Mad Beatz Philly	\$9,589	3
Original American Foundation	\$2,903	3
Painted Bride Art Center	\$14,546	3
Philadelphia Dance Projects	\$12,386	3
Philadelphia Folklore Project	\$13,519	3
Philadelphia Jazz Legacy Project	\$10,097	3
Public Trust (formerly Slought Foundation)	\$13,552	3
Rappers&Rebberes	\$12,364	3
Scribe Video Center, Inc.	\$14,353	3

2023 ART & CULTURE GRANT



Grant Recipient	Grant Amount	District
Shakespeare in Clark Park	\$12,061	3
Spiral Q Puppet Theater	\$13,552	3
Tangle Movement Arts	\$9,589	3
The Bearded Ladies Cabaret	\$14,159	3
The Naked Stark	\$6,977	3
The Philadelphia Dance Company (PHILADANCO!)	\$14,353	3
The Soapbox: Community Print Shop & Zine Library	\$10,097	3
The Unscripted Project	\$10,158	3
The Woodlands Trust for Historic Preservation	\$14,159	3
Theatre in the X	\$10,158	3
Theatre Philadelphia	\$13,552	3
Tiny WPA	\$13,519	3
Warriors of the Wonderful Sound	\$10,158	3
Wildflower Composers	\$10,097	3
WKDU Philadelphia 91.7 FM	\$4,753	3
Writers Room	\$13,552	3
Caribbean Festival & Cultural Organization of Pennsylvania	\$9,589	4
COSACOSA art at large, Inc.	\$13,183	4
Directors Gathering	\$9,589	4
Fresh Artists	\$14,159	4
Friends of Laurel Hill Cemetery	\$14,353	4
Japan America Society of Greater Philadelphia	\$14,481	4
Jazz Bridge Project	\$12,758	4
KyoDaiko Japanese Taiko Drummers	\$9,589	4
Ninth Planet	\$10,158	4
Old Academy Players Inc	\$12,386	4
Pasion y Arte Inc.	\$6,977	4
Philadelphia Women's Theatre Festival	\$9,589	4
Smith Memorial Playground and Playhouse	\$14,546	4
The Philadelphia Guild of Hand Weavers	\$9,589	4

2023 ART & CULTURE GRANT



Grant Recipient	Grant Amount	District
West Park Cultural Center	\$12,758	4
Anna Crusis Feminist Choir	\$12,758	5
ArtWell	\$14,353	5
Black Pearl Chamber Orchestra	\$12,758	5
Cardell Dance Theater	\$10,991	5
Dolce Suono Ensemble	\$13,183	5
German Society of Pennsylvania	\$14,159	5
Historic Fair Hill	\$13,552	5
Inis Nua Theatre Company	\$13,519	5
Jeanne Ruddy Dance, dba the Performance Garage	\$14,159	5
Koresh Dance Company	\$14,546	5
Musicopia	\$14,481	5
New Paradise Laboratories Theatre, Inc.	\$12,061	5
Philadelphia Jazz Tap Ensemble	\$10,097	5
Piffaro, the Renaissance Band	\$14,043	5
PlayPenn	\$14,043	5
Rock to the Future	\$14,043	5
Second State Press	\$10,991	5
Singing City	\$13,552	5
South Asian American Digital Archive	\$13,941	5
Spells Writing Lab Inc	\$12,364	5
Temple Contemporary / Tyler School of Art and Architecture	\$13,519	5
Temple University Music Preparatory Division	\$14,353	5
Termite TV Collective	\$12,386	5
The Best Day of My Life So Far	\$2,903	5
The Center for Emerging Visual Artists	\$14,043	5
The Choral Arts Society of Philadelphia	\$12,364	5
The Galleries at Moore College of Art & Design	\$13,519	5
The Irish Heritage Theatre	\$9,589	5
The Primavera Fund (formerly The Norman Holland Hull Instrument Library)	\$14,043	5
The Young Artist Program	\$10,158	5

2023 ART & CULTURE GRANT



Grant Recipient	Grant Amount	District
Urban Creators	\$13,519	5
Usiloquy Dance Designs	\$6,977	5
Variant 6	\$10,991	5
Wagner Free Institute of Science	\$14,546	5
Glen Foerd on the Delaware	\$14,159	6
Putty Dance Project	\$2,903	6
RAIR (Recycled Artist In Residency)	\$13,941	6
Theater Encore	\$2,903	6
Artistas y Musicos Latino Americanos (AMLA)	\$13,941	7
Centro Nueva Creación	\$13,941	7
fidget	\$12,386	7
Girls Rock Philly	\$13,941	7
InLiquid	\$14,353	7
Norris Square Neighborhood Project	\$14,043	7
Philadelphia Photo Arts Center, DBA TILT	\$14,481	7
Philadelphia Scenic Works	\$13,941	7
Rad. Love	\$2,903	7
The Halide Project	\$10,097	7
The Historical Society of Frankford	\$6,977	7
The Resource Exchange	\$13,941	7
1807 & Friends, Inc.	\$10,158	8
Allens Lane Art Center	\$14,043	8
Almanac Dance Circus Theatre	\$12,061	8
Awbury Arboretum Association, Inc.	\$14,353	8
Beacon Theatre Productions	\$9,589	8
BuildaBridge International	\$12,758	8
Cleaver Magazine	\$12,386	8
Cliveden of the National Trust	\$14,043	8
Collaborative Cataloging Japan	\$10,991	8
Commonwealth Youthchoirs	\$14,481	8
Ebenezer Maxwell Mansion	\$12,061	8
Georgia E. Gregory Interdenominational School of Music	\$12,758	8

2023 ART & CULTURE GRANT



Grant Recipient	Grant Amount	District
G-town Radio	\$10,991	8
Historic Germantown	\$14,043	8
iMPeRFeCT Gallery	\$10,097	8
International Ballet Exchange	\$12,364	8
Just Act	\$12,386	8
La Salle University Art Museum	\$13,183	8
Lantern Theater Company	\$14,481	8
Lest We Forget Slavery Musuem	\$9,589	8
Lyra Society	\$12,758	8
Lyric Fest	\$13,941	8
Mamadele Foundation	\$10,158	8
Mauckingbird Theatre Company	\$10,097	8
Mt. Airy Art Garage	\$12,386	8
Network for New Music	\$13,183	8
Philadelphia Environmental Film Festival (PHEFF)	\$12,364	8
PRISM Quartet, Inc.	\$13,552	8
Quintessence Theatre Group	\$14,546	8
Stenton, NSCDA/PA	\$14,043	8
The Colored Girls Museum	\$13,183	8
The Concord School House and Upper Burying Ground of Germantown	\$9,589	8
The Crossing	\$14,546	8
The Philly Pigeon LLC	\$4,753	8
The Stagecrafters Theater	\$12,758	8
Wyck Association	\$13,552	8
Yes! And...Collaborative Arts	\$13,941	8
5 Shorts Project	\$6,977	9
Caribbean Community in Philadelphia	\$6,977	9
Danse4Nia Repertory Ensemble	\$12,061	9
Kulu Mele African Dance & Drum Ensemble	\$13,183	9
Barbershop Harmony Society, Philadelphia Chapter	\$4,753	10
JUNK	\$13,552	10
Three Aksha	\$12,364	10

STAY ENGAGED!

To stay up to date on PCF's programs and subscribe to our newsletter visit us at www.philaculturalfund.org



Follow & Like Us on Social Media
@philaculturalfund
Use our Hashtag! #WeArePCF

We thank the City of Philadelphia for the continued support of our programs.

