



SYSTEM TR

MODULAR STRUCTURE FOR CONTAINERS AND BOXES SERIES: EURO BOX, EURO BOX LIGHT, PICKING BOX, STORAGE BOX



TECHNICAL SPECIFICATIONS

Suitable for insertion of EURO BOX, EURO BOX LIGHT, PICKING BOX and STORAGE BOX series PP boxes/containers and Storage Steel iron containers, the F TR series shelving is available in two different heights:

-1010 mm

-2010 mm

The pair of guides supporting the container is height-adjustable, has a maximum capacity of 50 kg and allows the simultaneous use of containers of the same size but with different heights.

Each span capacity is 250 kg. The system modular construction allows for the expansion of existing systems at any time.



STRENGTHENING TOP SHELVES

The shelves are fixed to the top part of each span and, in addition to reinforcing the shelving, also act as dust covers.



PAIR OF GUIDES

The pair of guides is designed to ensure that the box sliders are fixed to the uprights and secured with the special clip. Height-adjustable.

CAPACITY 50 kg



SIDE PANELS

The sides are supplied pre-assembled, with 25 mm pitch side slots, and are equipped with foot supports for fixing to the floor.

SPAN CAPACITY 250 kg



PAIR OF STRENGTHENING SOCKETS

The sockets are fastened with four self-tapping screws to the sides of the side panels to improve the structure stability.



SYSTEM TR



FOR CONTAINERS
400x300 mm



EURO BOX


● **ART. F TR S200 B1 99**

H = 2010 mm

9 art. FAX EB 4317 A0 51 01, 18 art. FAX EB 4308 A0 51 01

5 art. FAX EB 4332 B0 51 01, 12 art. FAX EB 4312 A0 51 01

METAL
COLOURS



GALVANISED
.99



BOXES AND CONTAINERS
SEE PAGE B10 (EURO BOX)



AVAILABLE IN TWO DIFFERENT HEIGHTS
CONFIGURE YOUR SHELVING FROM PAGE B153

FLOOR FIXING SET

ART. F NC 8999 00 99



Floor fixing kit consisting of 2 M8x75 mm steel expansion bolts for non-cracked concrete floors, class higher than or equal to: C20/25.

FLOOR FIXING IS MANDATORY

KEY

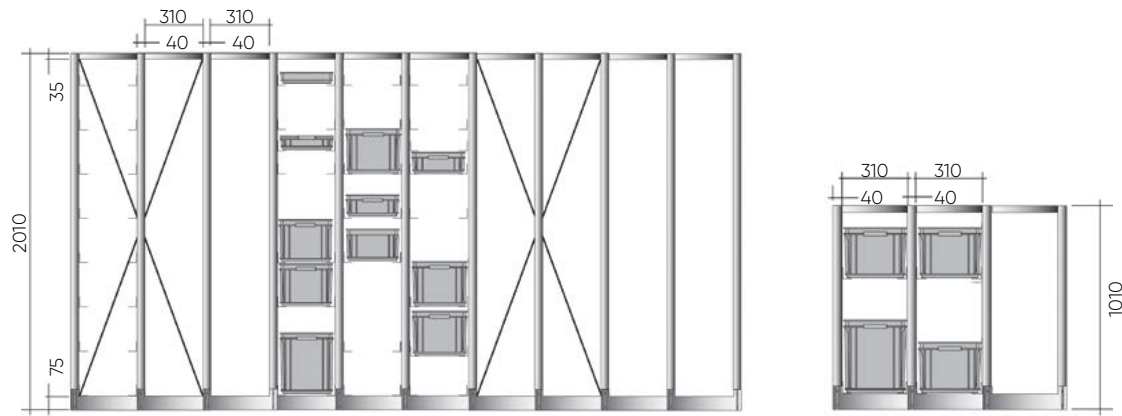


SPAN CAPACITY



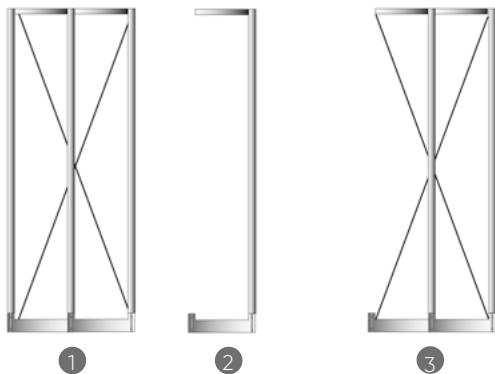
ALL INDICATED LOAD CAPACITY VALUES ARE NET AND REFER TO EVENLY DISTRIBUTED WEIGHTS

CONFIGURE YOUR SHELVING

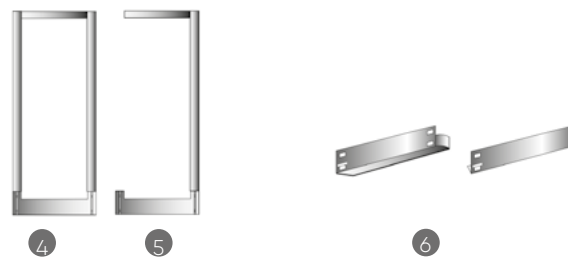


SHELF DEPTH 400 mm

INSERTION WORKING HEIGHT 1900 mm



INSERTION WORKING HEIGHT 900 mm



ART.	Type of span mm	kg
1	F TR D200 40 99 Dual basic span with crossbar 2010 H	250
2	F TR E200 40 99 Extra single span 2010 H	250
3	F TR F200 40 99 Extra dual span with crossbar 2010 H	250
4	F TR G100 40 99 Single basic span 1010 h	250
5	F TR E100 40 99 Single extra span 1010 h	250
6	F TR 9040 00 99 Pair of galvanised guides	50

The stiffening crossbars are made from galvanised sheet metal.
For 2000 mm h shelving stability it is necessary to fit a crossbar every 6 spans.

dim. mm	guide pitch
400x300x55 H	75 mm
400x300x78 H	100 mm
400x300x120 H	150 mm
400x300x170 H	200 mm
400x300x220 H	250 mm
400x300x325 H	350 mm

CONTAINERS

SEE PAGE

B10 (EURO BOX)

SYSTEM TR



FOR CONTAINERS
600x400 mm




EURO BOX

● **ART. F TR S200 C1 99**

H = 2010 mm

18 art. FAX EB 6412 A0 51 01, 11 art. FAX EB 6422 B0 51 01

METAL
COLOURS



GALVANISED
.99



CONTAINERS
SEE PAGE B10 (EURO BOX)



AVAILABLE IN TWO DIFFERENT HEIGHTS
CONFIGURE YOUR SHELVING FROM PAGE B155

FLOOR FIXING SET

ART. F NC 8999 00 99



Floor fixing kit consisting of 2 M8x75 mm steel expansion bolts for non-cracked concrete floors, class higher than or equal to: C20/25.

FLOOR FIXING IS MANDATORY

KEY

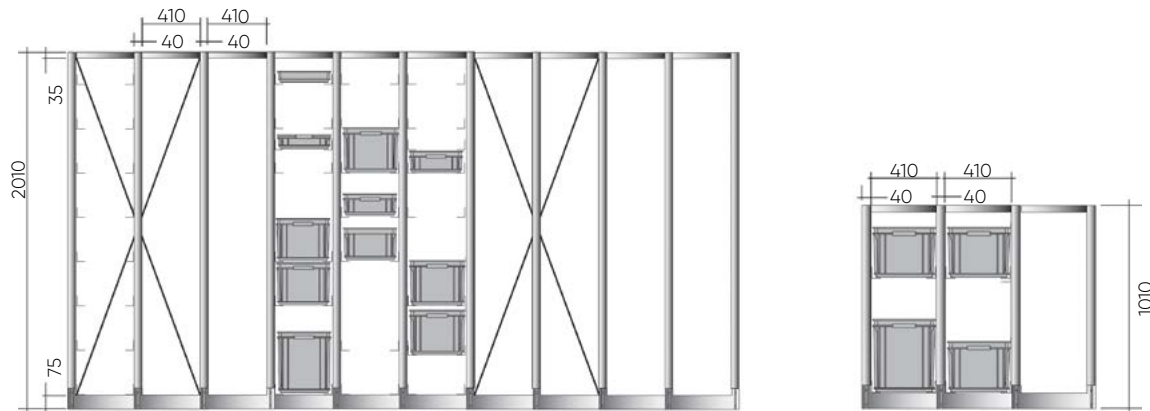


SPAN CAPACITY



ALL INDICATED LOAD CAPACITY VALUES ARE NET AND REFER TO EVENLY DISTRIBUTED WEIGHTS

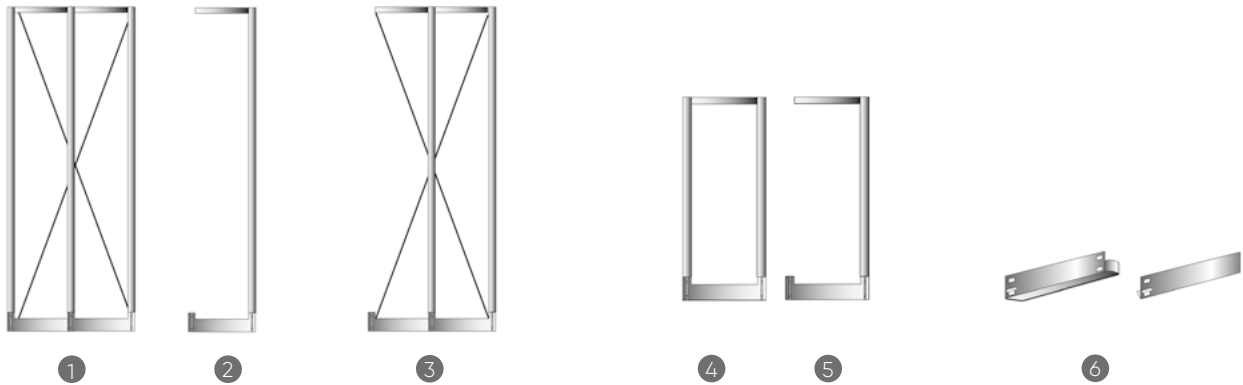
CONFIGURE YOUR SHELVING



SHELF DEPTH 600 mm

INSERTION WORKING HEIGHT 1900 mm

INSERTION WORKING HEIGHT 900 mm



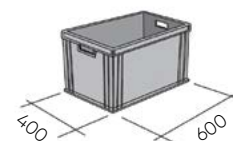
ART.	Type of span mm	kg
1	FTRD200 60 99 Dual basic span with crossbar 2010 H	250
2	FTRE200 60 99 Extra single span 2010 H	250
3	FTRF200 60 99 Extra dual span with crossbar 2010 H	250
4	FTRG100 60 99 Single basic span 1010 h	250
5	FTRE100 60 99 Single extra span 1010 h	250
6	FTR9080 00 99 Pair of galvanised guides	50

The stiffening crossbars are made from galvanised sheet metal. For 2000 mm h shelving stability it is necessary to fit a crossbar every 6 spans.

dim. mm	guide pitch
600x400x78 H	100 mm
600x400x120 H	150 mm
600x400x170 H	200 mm
600x400x220 H	250 mm
600x400x285 H	325 mm
600x400x325 H	350 mm
600x400x430 H	450 mm

CONTAINERS

SEE PAGE **B10**
(EURO BOX)



SYSTEM TR




● **ART. F TR S200 D1 99**

H= 2010 mm

10 art. FAX PB C3A2 B0 51 03, 10 art. FAX PB C3A2 B0 51 04,
10 art. FAX PB C3A2 B0 51 02, 10 art. FAX PB C003 B0 51 05,
10 art. FAX PB C003 B0 51 03

METAL
COLOURS



GALVANISED
.99

FOR CONTAINERS
350/300x200 mm



PICKING BOX



STORAGE BOX



CONTAINERS

SEE PAGE B66 (PICKING BOX) - B80 (STORAGE BOX)



AVAILABLE IN TWO DIFFERENT HEIGHTS

CONFIGURE YOUR SHELVING FROM PAGE B157

FLOOR FIXING SET

ART. F NC 8999 00 99



Floor fixing kit consisting of 2 M8x75 mm steel expansion bolts for non-cracked concrete floors, class higher than or equal to: C20/25.

FLOOR FIXING IS MANDATORY

KEY

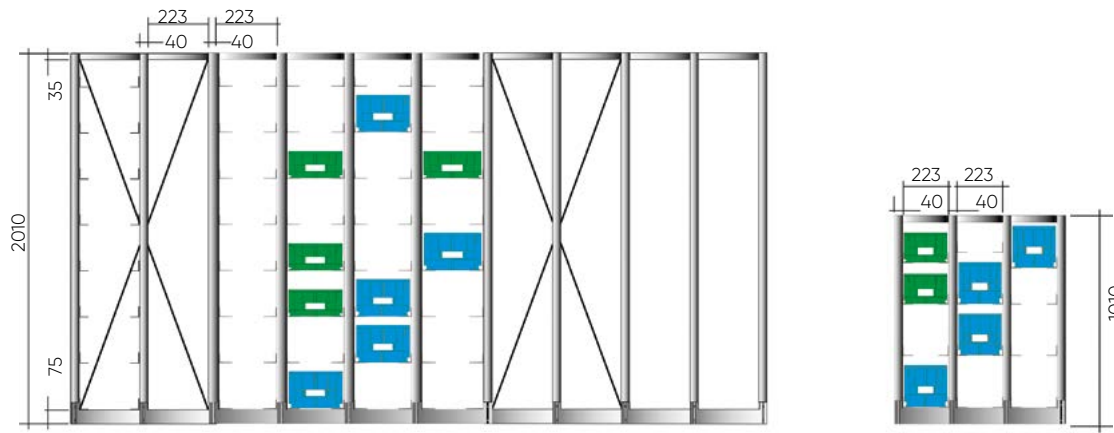


SPAN CAPACITY



ALL INDICATED LOAD CAPACITY VALUES ARE NET AND REFER TO EVENLY DISTRIBUTED WEIGHTS


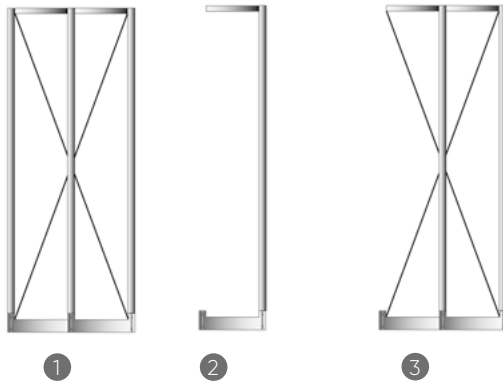
CONFIGURE YOUR SHELVING



SHELF DEPTH 350 mm

INSERTION WORKING HEIGHT 1900 mm

INSERTION WORKING HEIGHT 900 mm



ART.	Type of span mm	kg
1	F TR D200 35 99 Dual basic span with crossbar 2010 H	250
2	F TR E200 35 99 Extra single span 2010 H	250
3	F TR F200 35 99 Extra dual span with crossbar 2010 H	250
4	F TR G100 35 99 Single basic span 1010 h	250
5	F TR E100 35 99 Single extra span 1010 h	250
6	F TR 9020 00 99 Pair of galvanised guides	50

The stiffening crossbars are made from galvanised sheet metal. For 2000 mm h shelving stability it is necessary to fit a crossbar every 6 spans.

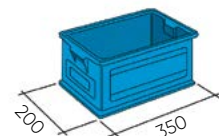
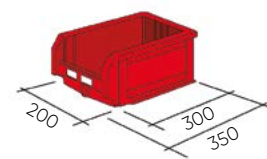
ref.	guide pitch
mes. 3A2	175 mm
mes. 3	225 mm
mes. 272-3A2	175 mm
mes. 272-3	225 mm

CONTAINERS

SEE PAGE

B66 (PICKING BOX) -

B80 (STORAGE BOX)



SYSTEM TR



● **ART. F TR S200 E2 99**

H = 2010 mm

8 art. FAX PB C004B0 51 02, 8 art. FAX PB C004B0 51 03,

8 art. FAX PB C004B0 51 04, 8 art. FAX PB C004B0 51 05

FOR CONTAINERS
500/450x300 mm




PICKING BOX



STORAGE BOX

METAL
COLOURS



GALVANISED
.99



CONTAINERS

SEE PAGE B66 (PICKING BOX) - B80 (STORAGE BOX)



AVAILABLE IN TWO DIFFERENT HEIGHTS

CONFIGURE YOUR SHELVING FROM PAGE B159

FLOOR FIXING SET

ART. F NC 8999 00 99



Floor fixing kit consisting of 2 M8x75 mm steel expansion bolts for non-cracked concrete floors, class higher than or equal to: C20/25.

FLOOR FIXING IS MANDATORY

KEY

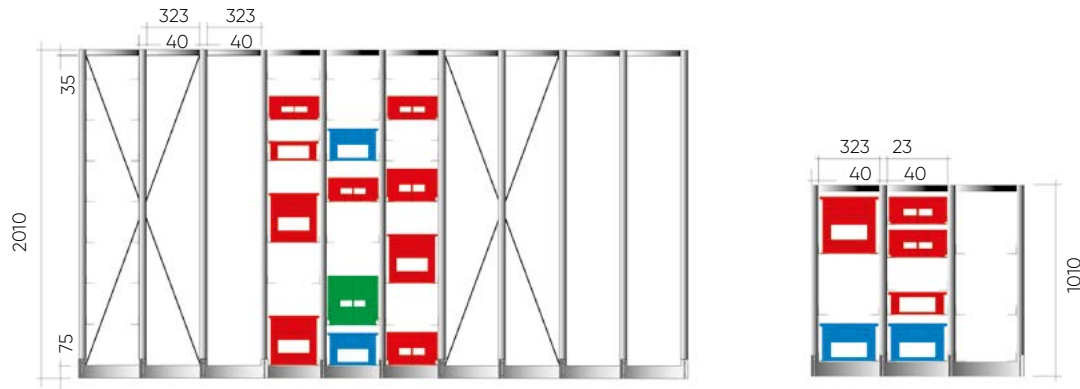


SPAN CAPACITY



ALL INDICATED LOAD CAPACITY VALUES ARE NET AND REFER TO EVENLY DISTRIBUTED WEIGHTS

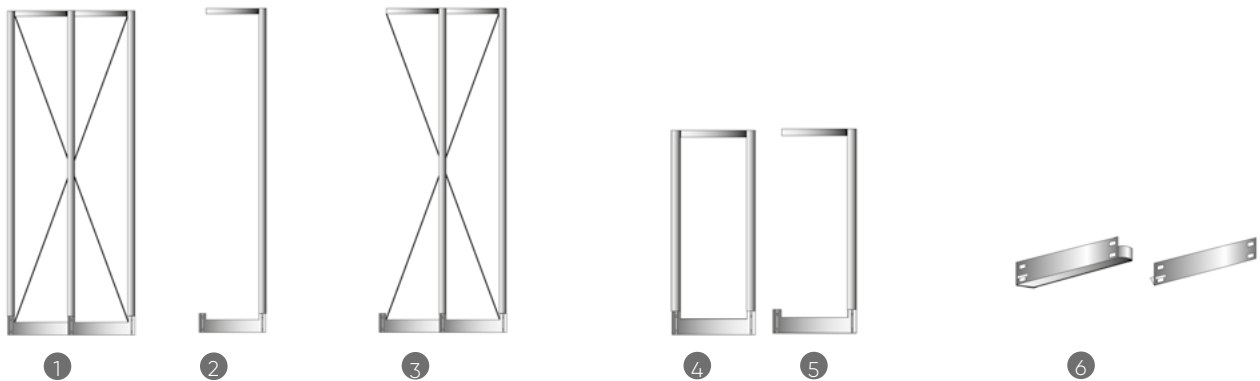
CONFIGURE YOUR SHELVING



SHELF DEPTH 500 mm

INSERTION WORKING HEIGHT 1900 mm

INSERTION WORKING HEIGHT 900 mm



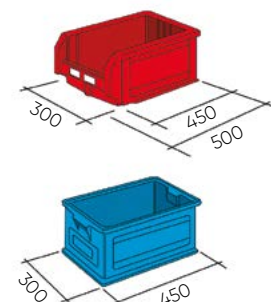
ART.	Type of span mm	kg
1	F TR D200 50 99 Dual basic span with crossbar 2010 H	250
2	F TR E200 50 99 Extra single span 2010 H	250
3	F TR F200 50 99 Extra dual span with crossbar 2010 H	250
4	F TR G100 50 99 Single basic span 1010 h	250
5	F TR E100 50 99 Single extra span 1010 h	250
6	F TR 9060 00 99 Pair of galvanised guides	50

The stiffening crossbars are made from galvanised sheet metal. For 2000 mm h shelving stability it is necessary to fit a crossbar every 6 spans.

ref.	guide pitch
mes. 4A2	200 mm
mes. 4	225 mm
mes. 4A5	325 mm
mes. 272-4A2	150 mm
mes. 272-4	225 mm
mes. 272-4A5	325 mm

CONTAINERS

SEE PAGE

B66 (PICKING BOX) -**B80** (STORAGE BOX)

SYSTEM TR



249 GIARRE-IMPER.
263 SMERALDO

203 SIMIUS
207 BLUETTE
208 OTTANIO
215 ZAFFIRO
M215 LOTUS
218 AVIO

LAMPO FISSA
INVISIBILE
cm. 20

282 SPAGO-BAMBU
290 CAST. - LAND
293 WOOD-NUT

LAMPO FISSA
INVISIBILE
cm. 20

294 MARRONE
297 CALLA
300 ACCIAIO
308 TEA TREE

LAMPO INVISIBILE
CM. 25

810 TERRA
820 ROSSO
863 MALVA
841 BURRO
949 BLU-NAVY

CERNIERA
cm 10
SPIRALE

BIANCO
MARRONE

LAMPO 57 Ang. V.
SPIR. FISSA + DIV.
4700184100000
FISSA
70020000005
DIV.

Mod. LELLA
DIV. cm 62
FISSA cm. 74+3
COL. 629-215-330
W3

CERNIERA
cm 16
MET. 4

BIANCO
MARRONE

