

InertSearch™ for LC

Inertsil™ Applications

Simultaneous analysis of lipid mediators using LC/MS/MS

Data No. LL029-0000

*The chromatograms were provided by Yoshihiro Izumi and Takeshi Bamba,
Division of Metabolomics, Medical Institute of Bioregulation, Kyushu University,
3-1-1 Maidashi, Higashi-ku, Fukuoka 812-8582, Japan*

Conditions

Column : InertSustain C18
(3 μ m, 100 x 2.1 mm I.D.)
Column Cat. No. : 5020-07414
Eluent : A) 0.05% CH₃COOH in H₂O
B) CH₃CN
Flow rate : 0.3 mL/min
Col. Temp. : 40 °C
Detection : LC/MS/MS (ESI, Negative, MRM)
Injection Vol. : 3 μ L
Sample : Standard solution

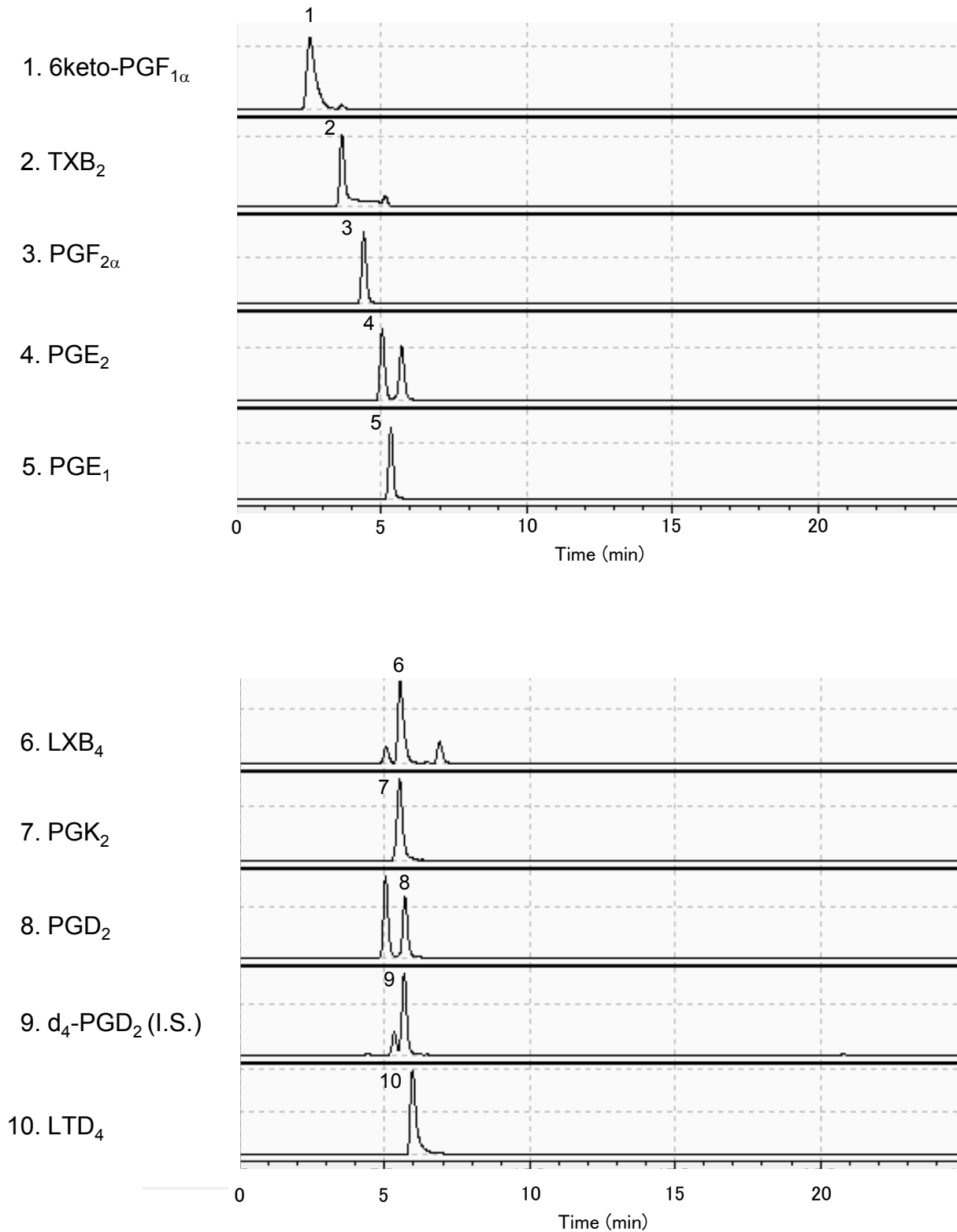
Time(min)	A(vol%)	B(vol%)
0	65	35
0.01	65	35
15	50	50
23	12.5	87.5
23.1	2	98
26	2	98
26.1	65	35
30	65	35

Analyte	Precursor ion (m/z)	Product ion (m/z)
1. 6-keto Prostaglandin F _{1α} (6keto-PGF _{1α})	369.25	163.15
2. Thromboxane B ₂ (TXB ₂)	369.25	169.15
3. Prostaglandin F _{2α} (PGF _{2α})	353.30	309.40
4. Prostaglandin E ₂ (PGE ₂)	351.25	315.25
5. Prostaglandin E ₁ (PGE ₁)	353.30	317.40
6. Lipoxin B ₄ (LXB ₄)	351.30	59.30
7. Prostaglandin K ₂ (PGK ₂)	349.25	249.05
8. Prostaglandin D ₂ (PGD ₂)	351.25	271.30
9. d ₄ -Prostaglandin D ₂ (d ₄ -PGD ₂ , internal standard)	355.30	275.40
10. Leukotriene D ₄ (LTD ₄)	495.25	177.05
11. Prostaglandin G ₂ (PGG ₂)	367.15	235.10
12. Lipoxin A ₄ (LXA ₄)	351.25	115.25
13. Resolvin D ₁ (RvD ₁)	375.20	141.05
14. Leukotriene E ₄ (LTE ₄)	438.25	333.05
15. Prostaglandin A ₂ (PGA ₂)	333.25	271.20
16. Prostaglandin B ₂ (PGB ₂)	333.25	175.20
17. Protectin D ₁ (PD ₁)	359.25	153.15
18. Leukotriene B ₄ (LTB ₄)	335.25	195.05
19. 15-Hydroxyeicosatetraenoic acid (15-HETE)	319.25	219.15
20. 17-Hydroxydocosahexaenoic acid (17-HDoHE)	343.30	281.40
21. 15-Hydroperoxyeicosatetraenoic acid (15-HpETE)	335.25	113.15
22. 12-Hydroxyeicosatetraenoic acid (12-HETE)	319.25	179.15
23. 12-Hydroperoxyeicosatetraenoic acid (12-HpETE)	335.25	273.35
24. 5-Hydroxyeicosatetraenoic acid (5-HETE)	319.25	301.25
25. 5-Hydroperoxyeicosatetraenoic acid (5-HpETE)	335.25	317.25
26. Eicosapentaenoic acid (EPA)	301.20	301.20
27. Docosahexaenoic acid (DHA)	327.30	327.30
28. Arachidonic acid (AA)	303.30	303.30

InertSearch™ for LC

Inertsil™ Applications

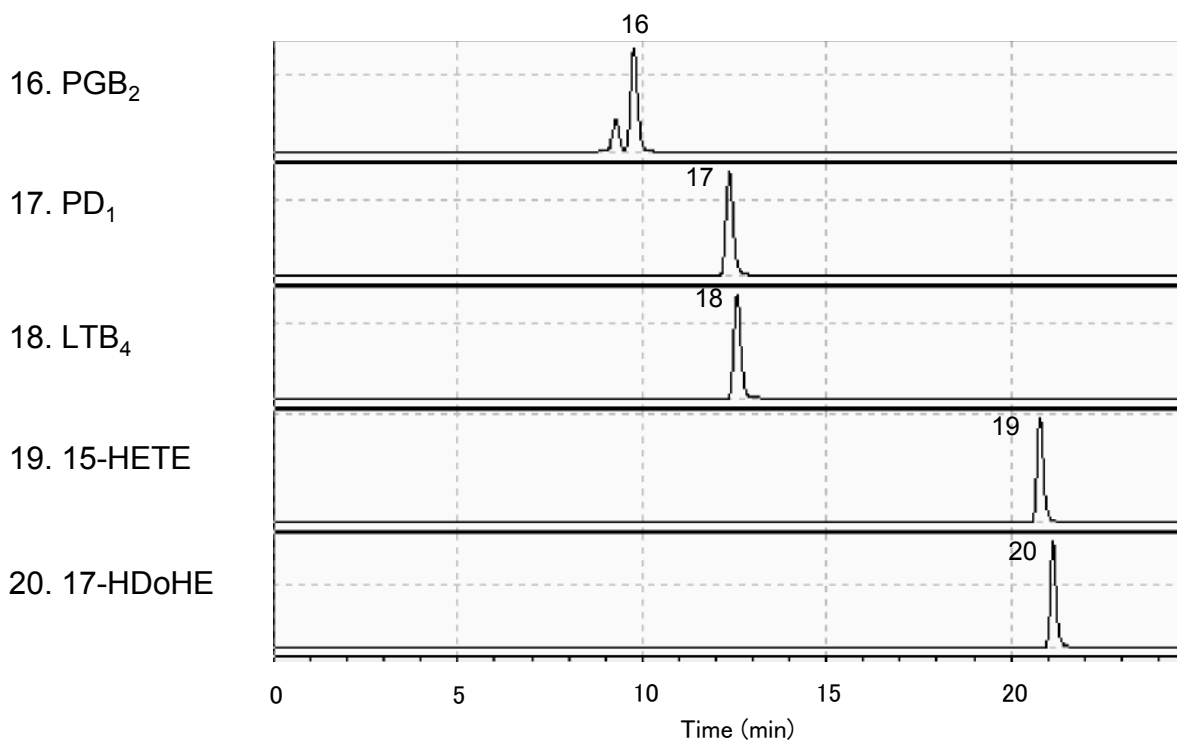
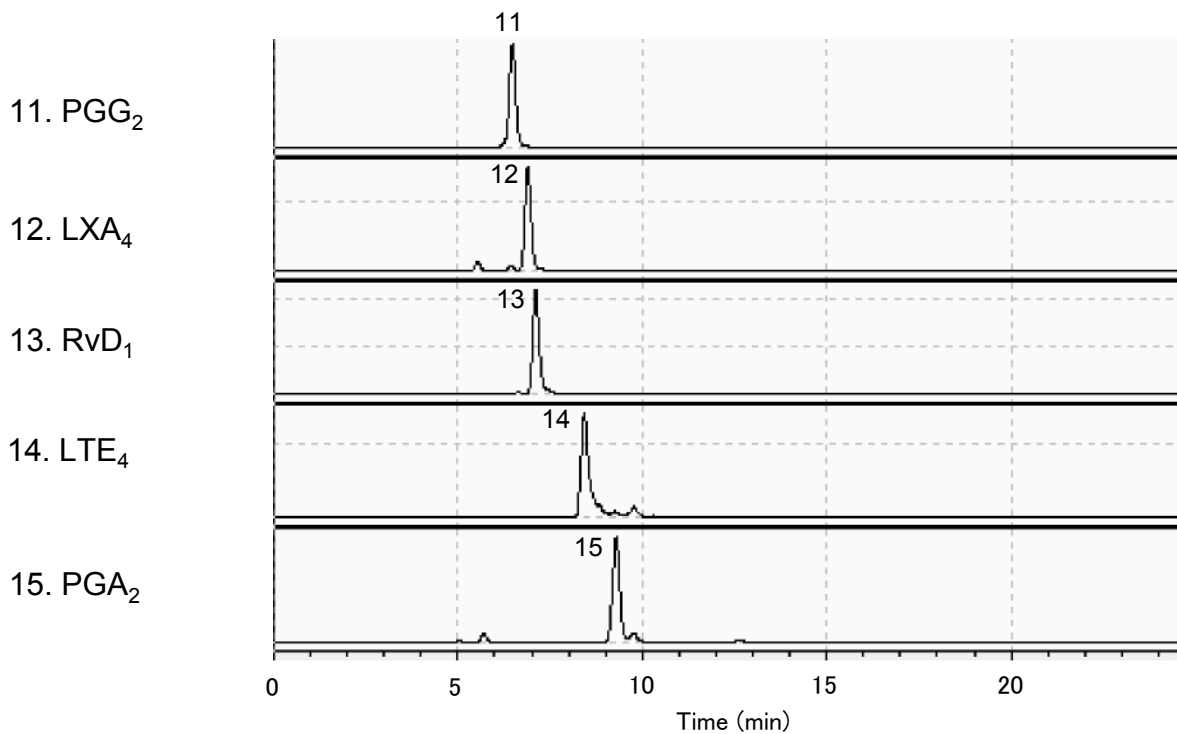
Simultaneous analysis of lipid mediators using LC/MS/MS



InertSearch™ for LC

Inertsil™ Applications

Simultaneous analysis of lipid mediators using LC/MS/MS



InertSearch™ for LC

Inertsil™ Applications

Simultaneous analysis of lipid mediators using LC/MS/MS

