



# **MAY 2025 LABOR MARKET REVIEW**

# TABLE OF CONTENTS



Page 3 – Board of Directors

Page 5 – Highlights of the Labor Force

Page 9 – Employment by Sectors

Page 14 – Unemployment Claimants



# Board of Directors

## Board Chair

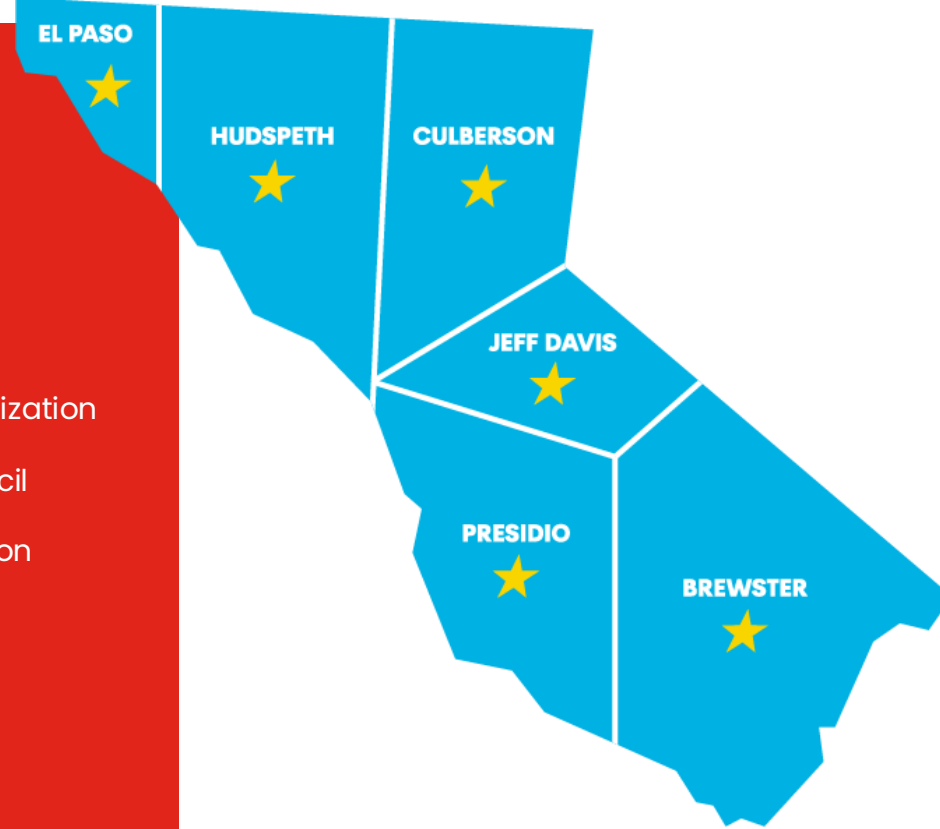
**Bobby Blanco, Private Sector**

Dr. Armando Aguirre, Public Education  
Robert Alcalá, Vocational Rehabilitation  
Dr. Carlos Amaya, ABE  
Satish Bhaskar, Public Assistance  
Bobby Blanco, Private Sector  
Ruben Chavez, Private Sector  
Chrystal Davis, Community-Based Organization  
Dan Dunlap, Private Sector  
Chelsie Evaldi, Private Sector  
Ernestina Fauntleroy, Child Care Workforce  
Michelle Fenton, Private Sector  
Eduardo Garcia, Economic Development  
Art Garza, Private Sector  
Bob Gear, Public Employment

## Vice Chair

**Ruben Torres, Private Sector**

Christina Gonzalez, Private Sector  
Leonard Goodman III, Private Sector  
Luis Hernandez, Higher Education  
Randall Kinzie, Private Sector  
Ruby Maldonado, Private Sector  
Elizabeth Moya, Community-Based Organization  
Mary Jo Ochoa-Hernandez, Literacy Council  
Mica Short, Community-Based Organization  
Frank Spencer, Private Sector  
Ruben Torres, Private Sector  
Adam Valdez, Organized Labor  
Emma Wollschlager, Private Sector  
Melissa Zamora, Private Sector





# Board of Directors



To our members,


We are pleased to present the Labor Market Review that examines how the workforce area performed during **May 2025**. We are incorporating unemployment insurance claimant data to provide perspective on the ongoing pandemic effect.

The information presented in this newsletter was gathered from federal and state sources and pertains to the El Paso MSA, the Workforce Solutions Borderplex region, and the City of El Paso.

We look forward to performing to your highest standards in communicating pertinent information regarding the workforce as it relates to our objectives at WSB.

If there is additional information that you would like to see presented here, please send your comments and suggestions to:

[alondra.mcduffiel@borderplexjobs.com](mailto:alondra.mcduffiel@borderplexjobs.com)



# HIGHLIGHTS OF THE LABOR FORCE MAY 2025



## THE BORDERPLEX REGION

- THE LABOR FORCE DECREASED BY 2,406 FROM THE PREVIOUS MONTH
- THE NUMBER OF EMPLOYED INDIVIDUALS DECREASED BY 3,693 FROM THE PREVIOUS MONTH
- THE NUMBER OF UNEMPLOYED INDIVIDUALS INCREASED BY 1,287 FROM THE PREVIOUS MONTH

## EL PASO, TX MSA

- EL PASO, TX MSA UNEMPLOYMENT WAS AT 4.2%, WITH A TOTAL OF 17,910 UNEMPLOYED INDIVIDUALS
- EL PASO, TX MSA ADDED 5,900 NONFARM JOBS SINCE MAY 2024
- EL PASO, TX MSA ADDED 900 NONFARM JOBS FROM THE PREVIOUS MONTH

## RURAL COUNTIES (BREWSTER, CULBERSON, JEFF DAVIS, HUDSPETH, AND PRESIDIO COUNTIES)

- THE LABOR FORCE DECREASED BY 211 FROM THE PREVIOUS MONTH
- THE NUMBER OF EMPLOYED INDIVIDUALS DECREASED BY 251 FROM THE PREVIOUS MONTH
- THE NUMBER OF UNEMPLOYED INDIVIDUALS INCREASED BY 40 FROM THE PREVIOUS MONTH

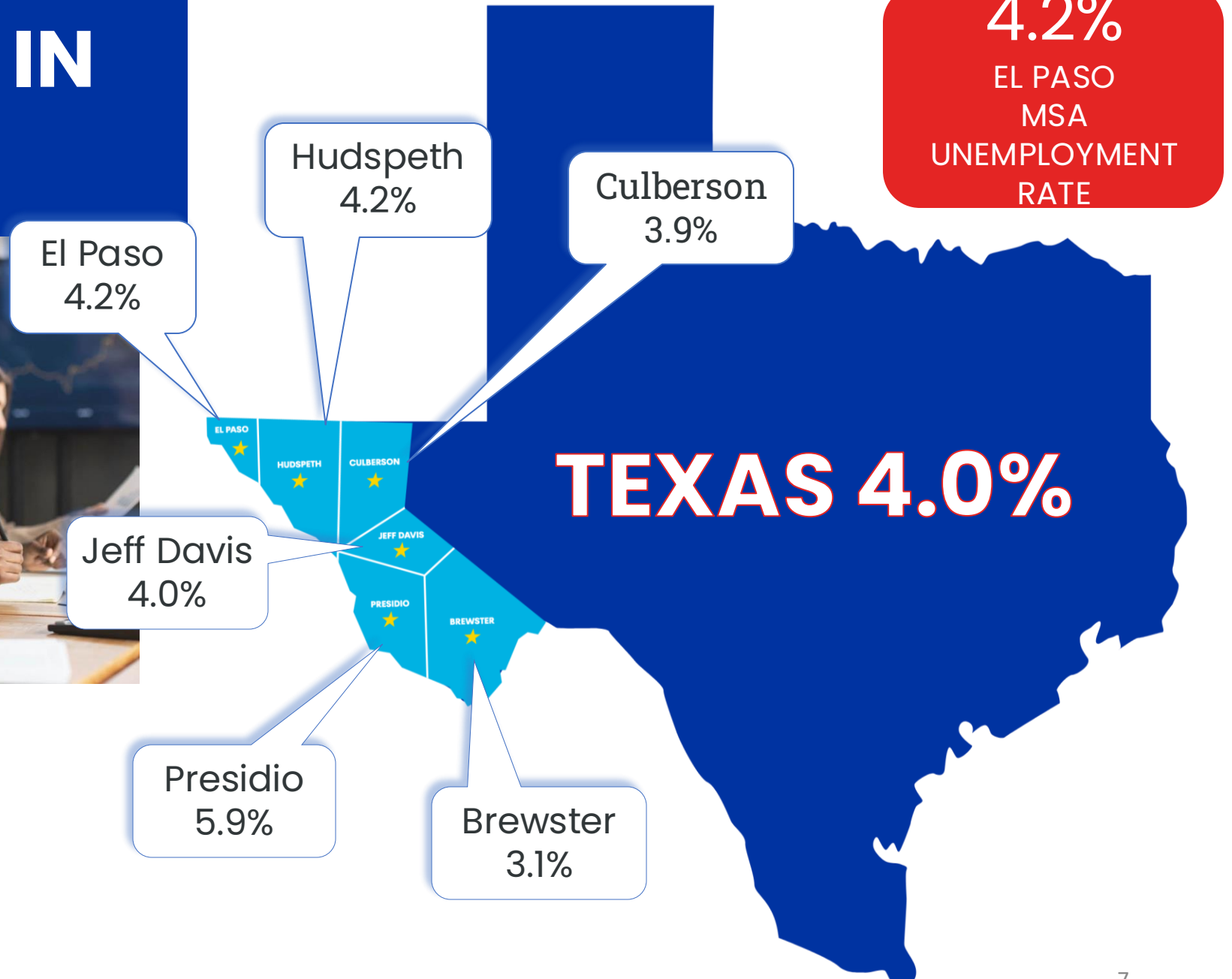


# NOTEWORTHY IN MAY 2025 (Non-Seasonally Adjusted)



		May 2025				April 2025				May 2024			
		Labor Force	Employment	Unemployment	Rate	Labor Force	Employment	Unemployment	Rate	Labor Force	Employment	Unemployment	Rate
Texas	State	15,826,370	15,194,230	632,140	4.0	15,922,902	15,334,895	588,007	3.7	15,501,676	14,913,510	588,166	3.8
El Paso	MSA	422,803	404,893	17,910	4.2	425,024	408,366	16,658	3.9	411,421	395,359	16,062	3.9
Borderplex	WDA	432,753	414,449	18,304	4.2	435,159	418,142	17,017	3.9	421,383	404,929	16,454	3.9
Brewster	County	5,567	5,397	170	3.1	5,676	5,536	140	2.5	5,607	5,457	150	2.7
Culberson	County	1,108	1,065	43	3.9	1,126	1,083	43	3.8	1,058	1,021	37	3.5
El Paso	County	421,747	403,881	17,866	4.2	423,942	407,323	16,619	3.9	410,374	394,350	16,024	3.9
Hudspeth	County	1,056	1,012	44	4.2	1,082	1,043	39	3.6	1,047	1,009	38	3.6
Jeff Davis	County	676	649	27	4.0	689	665	24	3.5	640	611	29	4.5
Presidio	County	2,599	2,445	154	5.9	2,644	2,492	152	5.7	2,657	2,481	176	6.6
El Paso	City	335,787	322,033	13,754	4.1	337,481	324,778	12,703	3.8	326,848	314,434	12,414	3.8
Socorro	City	19,035	18,221	814	4.3	19,135	18,376	759	4.0	18,550	17,791	759	4.1

# NOTEWORTHY IN MAY 2025



# AVERAGE WEEKLY WAGES

(4<sup>th</sup> Quarter 2024)

Average Weekly Wage (4 <sup>th</sup> Quarter 2024)					
	Q4 2024	Q3 2024	Q4 2023	Quarterly Change	Yearly Change
Borderplex	\$989	\$964	\$967	\$25	\$22
Texas	\$1,488	\$1,394	\$1,427	\$94	\$61
USA	\$1,507	\$1,393	\$1,435	\$114	\$72



**WORKFORCE**  
SOLUTIONS BORDERPLEX



# WHERE DO WE WORK?

The three Super Sectors with the **GREATEST** employment for the El Paso MSA in May 2025 were:

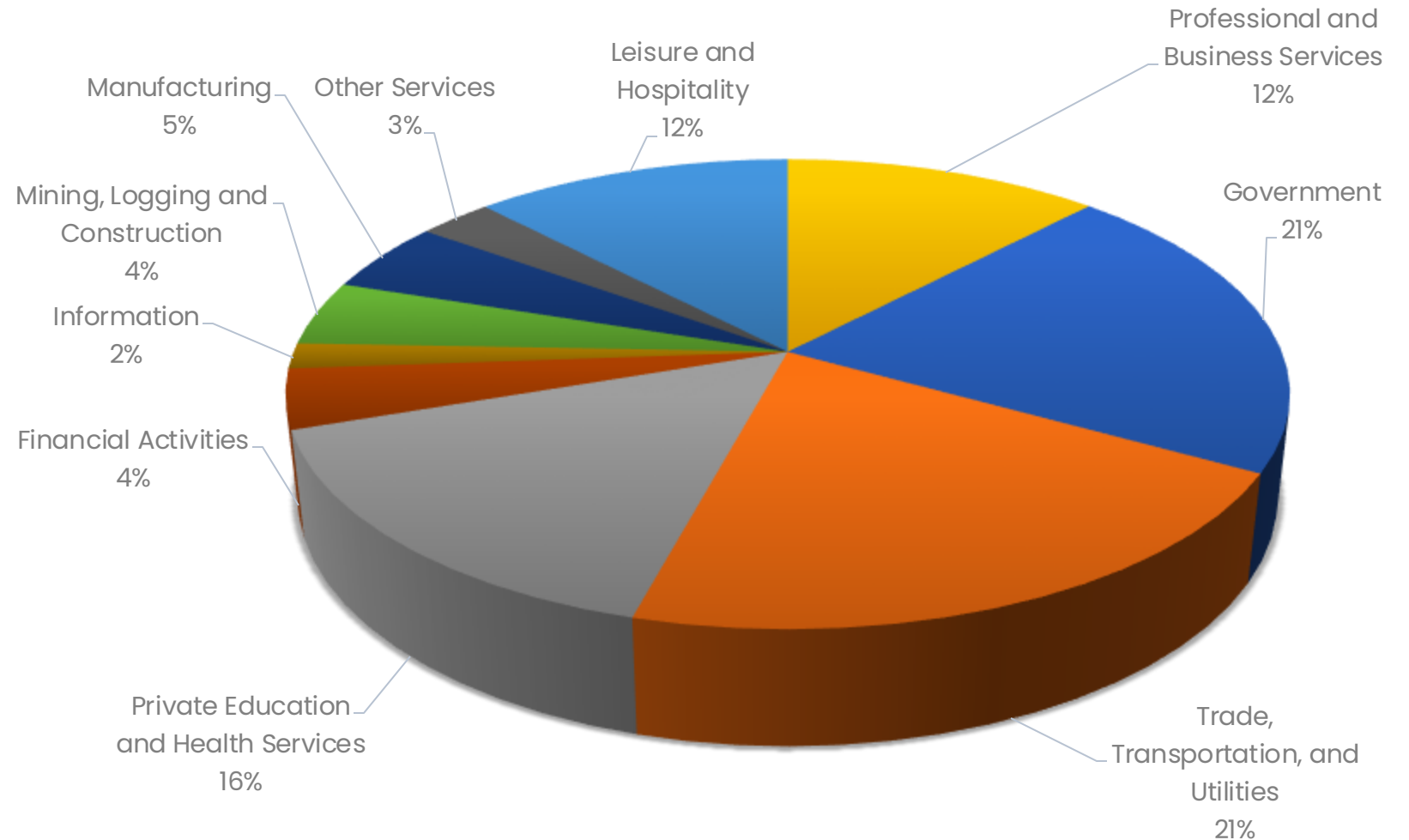
1. Trade, Transportation, and Utilities
2. Government
3. Private Education and Health Services

These three Super Sectors represented 58% of the total nonfarm employment.

The three Super Sectors with the **LEAST** employment for the El Paso MSA in May 2025 were:

1. Financial Activities
2. Other Services
3. Information

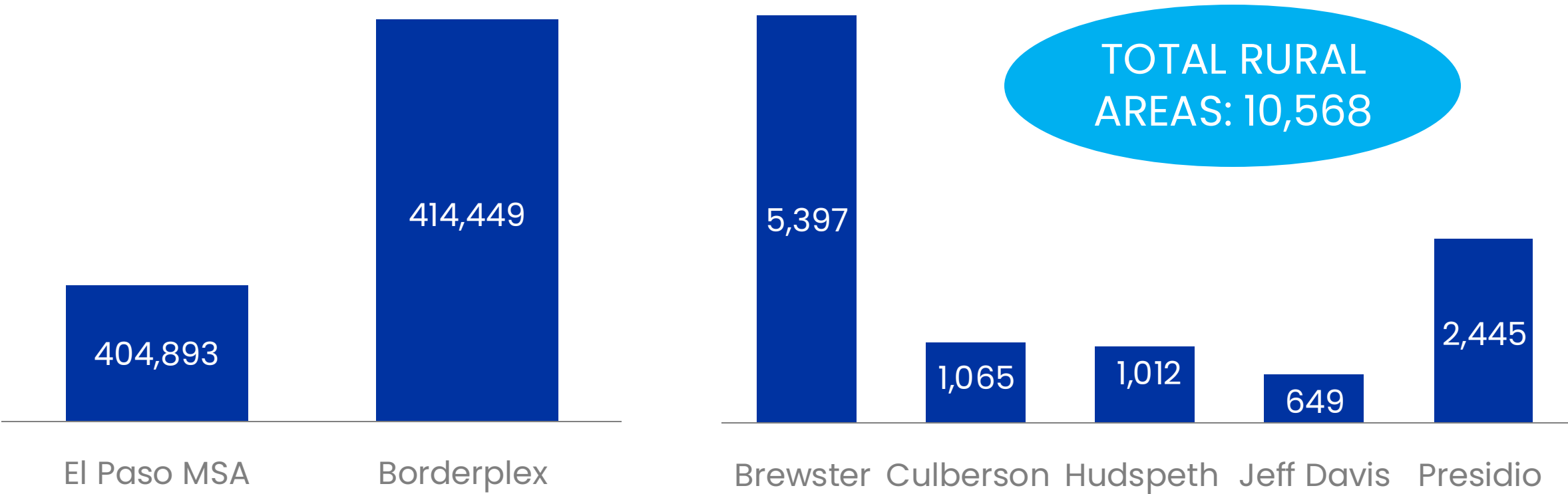
These three Super Sectors represented 9% of the total nonfarm employment.



# WHERE DO WE WORK?



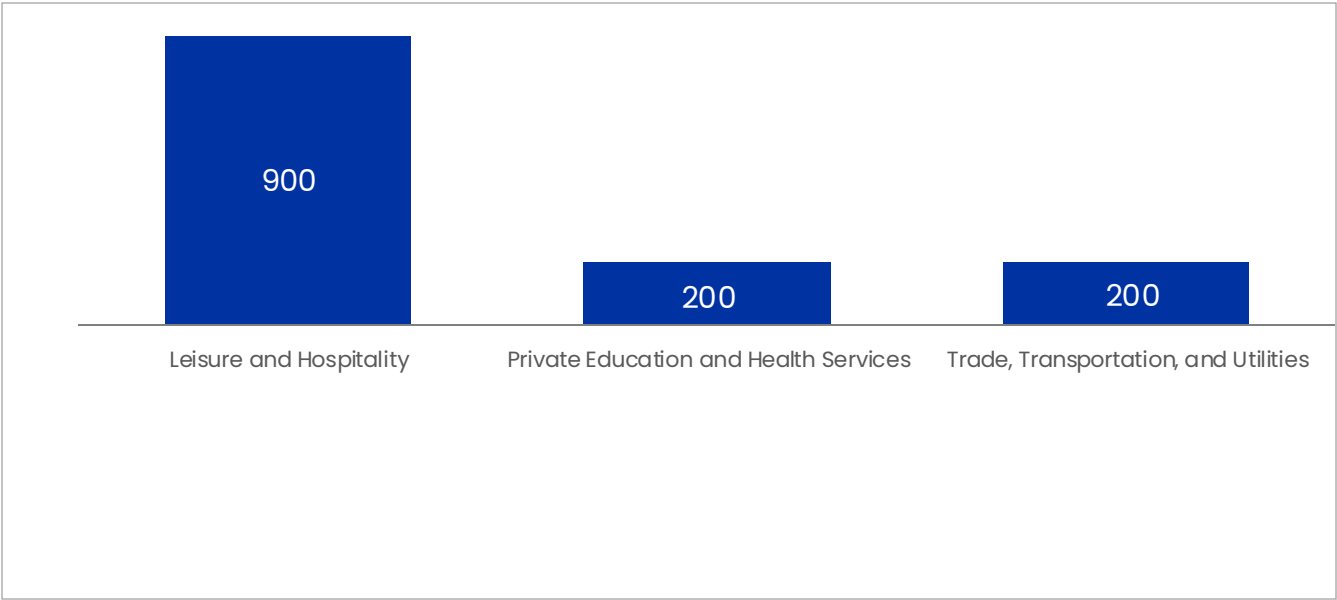
EMPLOYMENT in May 2025



# WHERE DO WE WORK? (Cont.)



## Industries Sectors that added jobs



## Top 5 Job Postings in the El Paso, TX MSA – May 2025

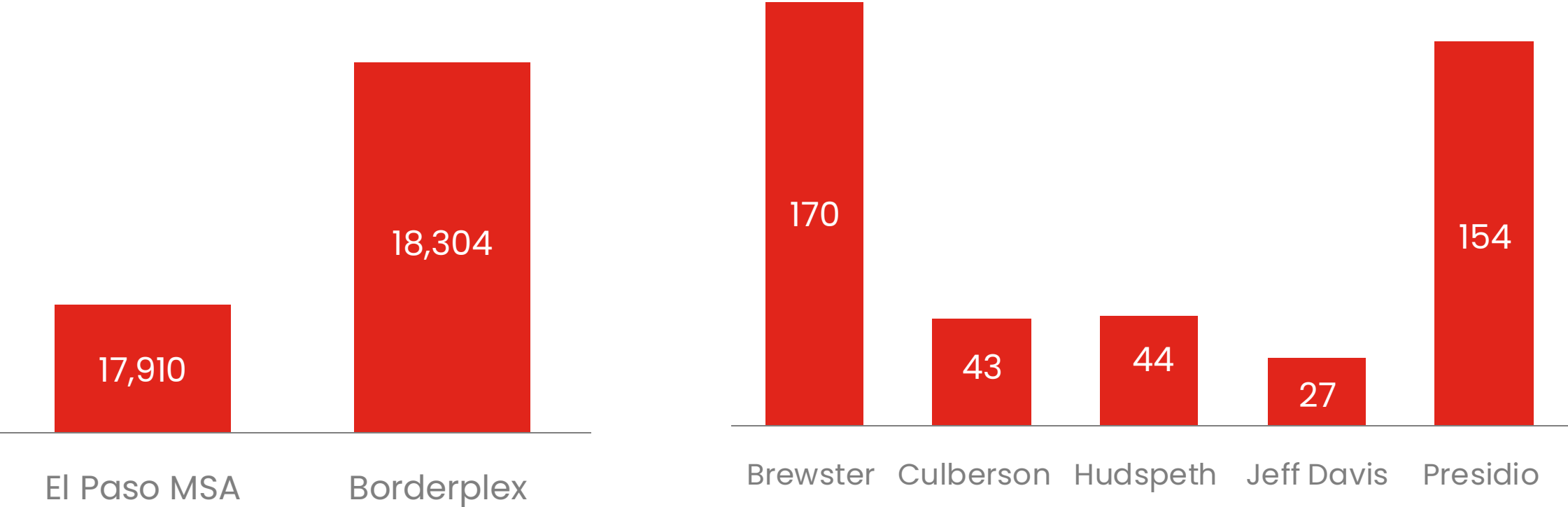
Occupation	Vacancies	Median Hourly Earnings BLS 2024
Retail Salespersons	593	\$13.43
First-Line Supervisors of Retail Sales Workers	480	\$17.42
Registered Nurses	466	\$39.13
Fast Food and Counter Workers	379	\$10.85
Medical and Health Services Managers	341	\$48.63

Job postings active during May 2025

# WHERE ARE WE LOSING JOBS?



UNEMPLOYMENT in May 2025

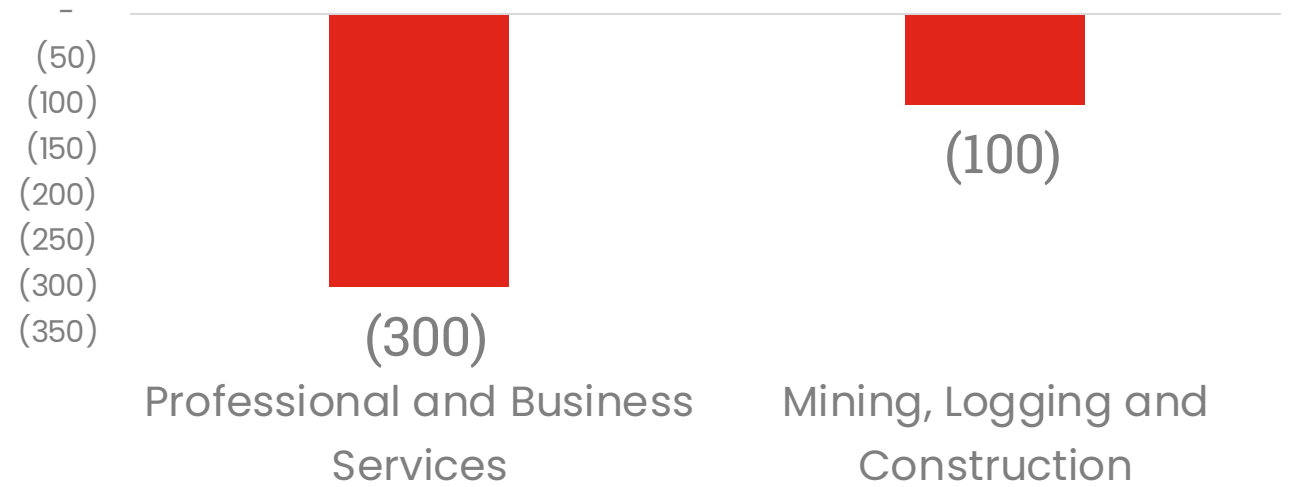




# WHERE DO WE WORK? (Cont.)



## Industries Sectors that lost jobs



## Top 5 Unemployment Claimants Occupations



No occupation identified for 16 Active UI claimants

# UNEMPLOYMENT INSURANCE CLAIMANT DATA



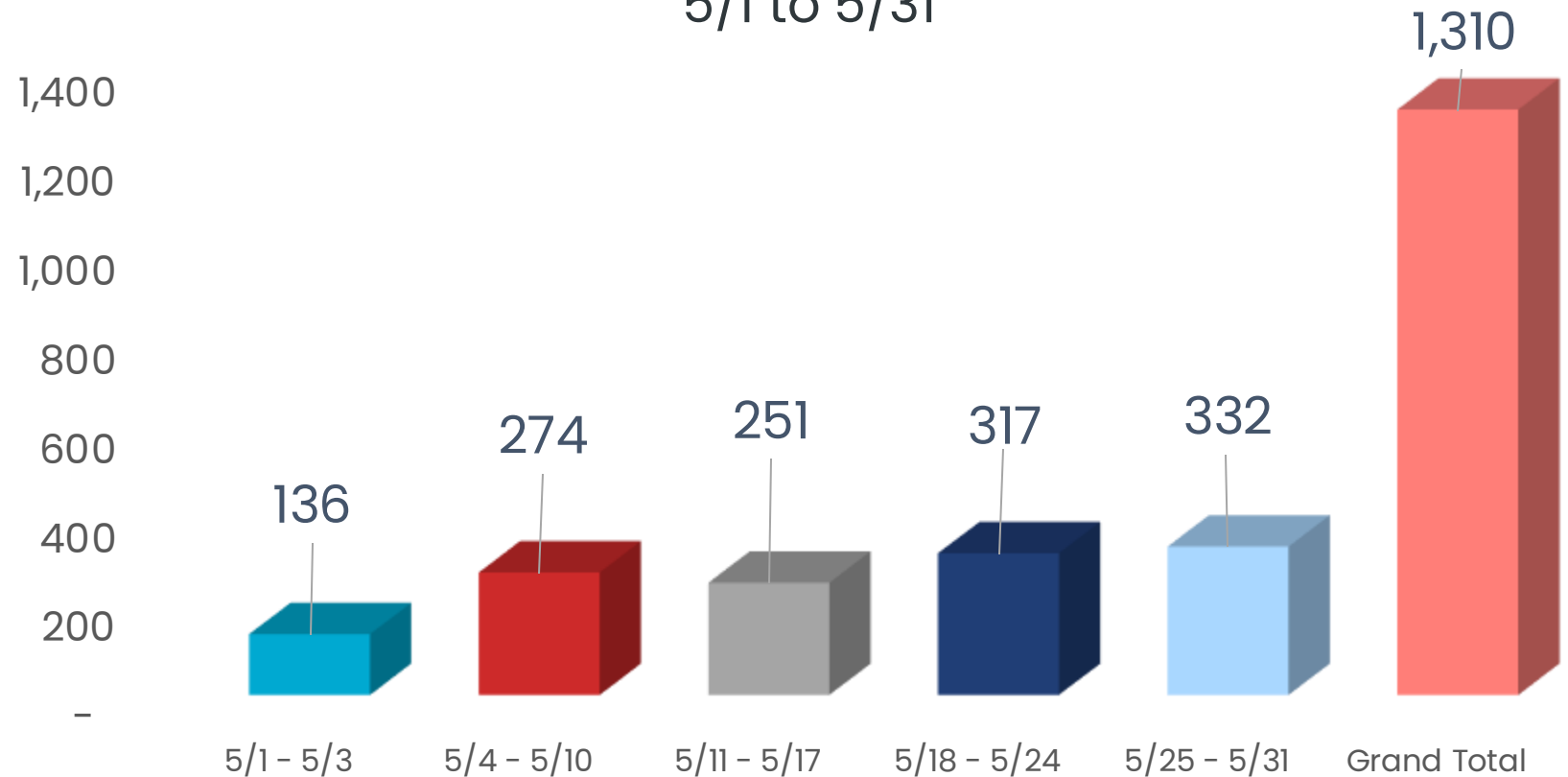
This report reflects the  
**Borderplex Region.**  
Including these 6 counties:

- Brewster
- Culberson
- El Paso
- Hudspeth
- Jeff Davis
- Presidio

An Active Claimant is someone who meets any of these conditions:

- Claimant had to have a payment within 21 days
- The most recent Claimant certified date is within 21 days
- The claim status date is within 28 days

## ACTIVE UI CLAIMANTS BY WEEK BORDERPLEX REGION 5/1 to 5/31



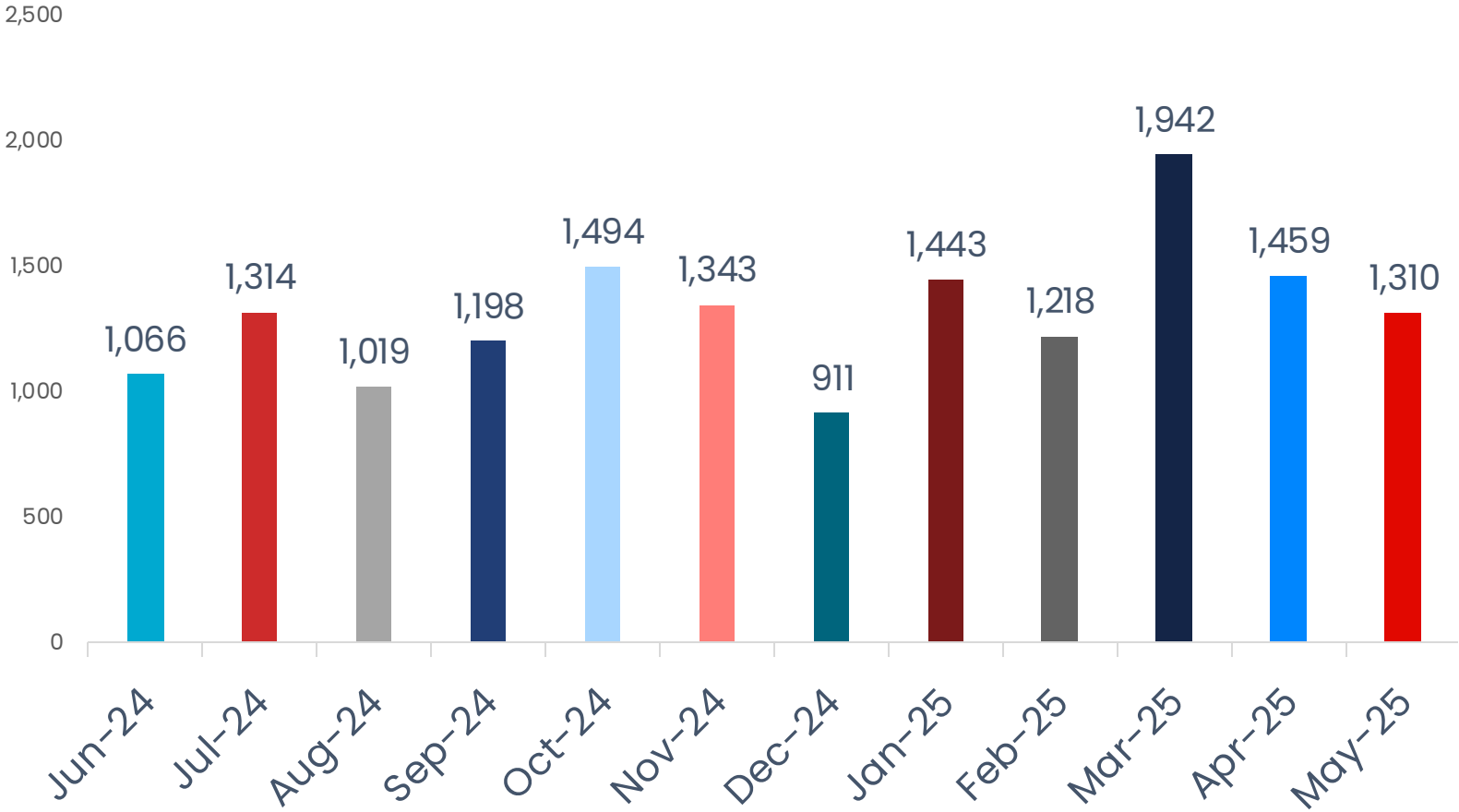
# UNEMPLOYMENT INSURANCE CLAIMANT DATA



This report reflects the **Borderplex Region.**  
Including these 6 counties:

- Brewster
- Culberson
- El Paso
- Hudspeth
- Jeff Davis
- Presidio

ACTIVE UI CLAIMANTS BY MONTH  
BORDERPLEX REGION

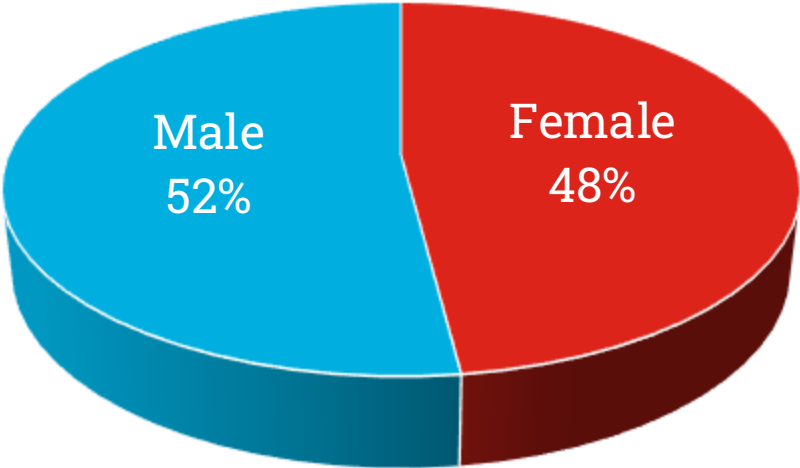


# UNEMPLOYMENT INSURANCE CLAIMANT DATA

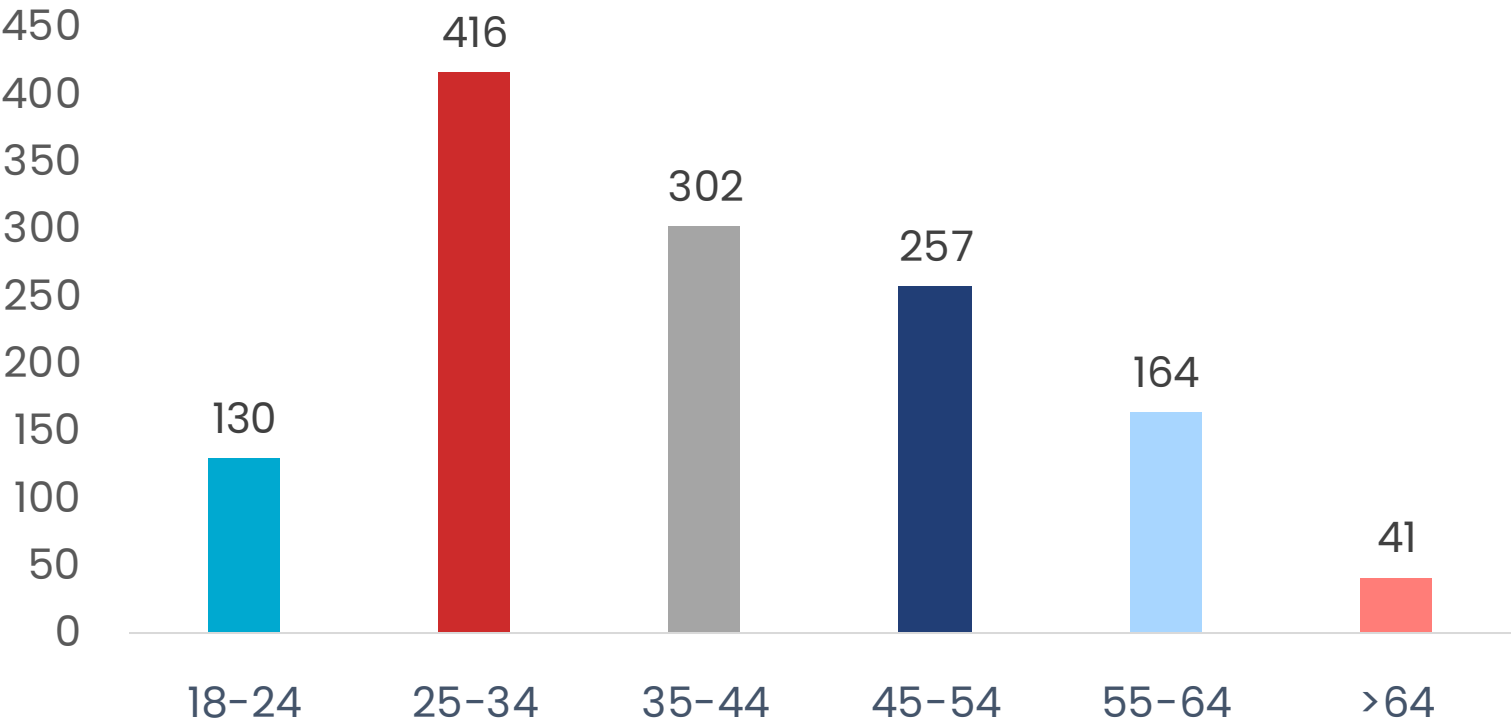


ACTIVE UI CLAIMANTS BY WEEK  
BORDERPLEX REGION  
5/1 to 5/31

Gender



Age



An Active Claimant is someone who meets any of these conditions:

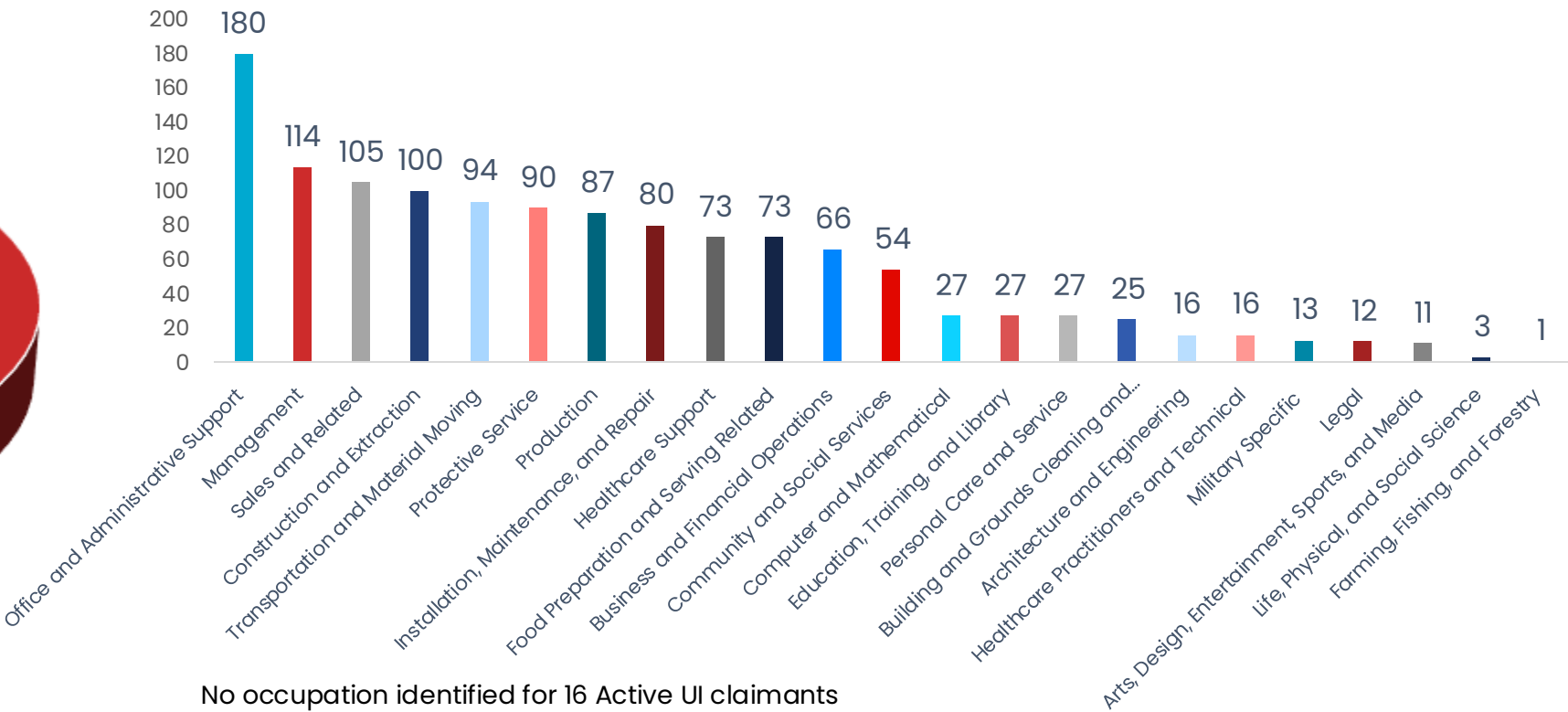
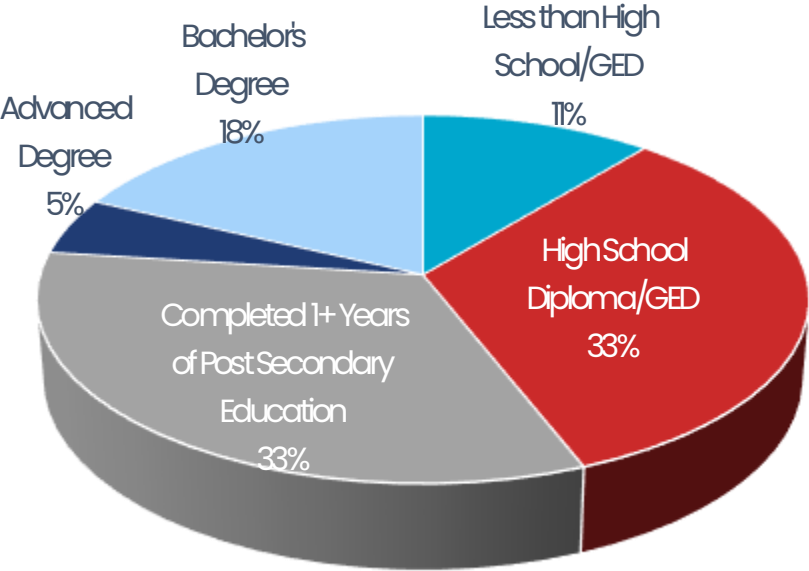
- Claimant had to have a payment within 21 days
- The most recent Claimant certified date is within 21 days
- The claim status date is within 28 days



# UNEMPLOYMENT INSURANCE CLAIMANT DATA



ACTIVE UI CLAIMANTS BY WEEK  
BORDERPLEX REGION  
5/1 to 5/31



# SOURCES



A proud partner of the  
americanjobcenter  
network

Labor Market & Career Information, Texas Workforce Commission May 2025, JobsEQ May 2025, Bureau of Labor Statistics May 2024, US Census 2023. To access previous reports, please visit the Workforce Trends and Data section of our website: <http://www.borderplexjobs.com/regional-statistics/workforce-trends-and-data>

Funded by all or in part of, the Department of Labor/ETA WIOA Formula Grants and Wagner-Peyser; the Department of Health and Human Services TANF and Childcare Development Fund; and the Food and Nutrition Service SNAP Employment & Training.”

Equal Opportunity Employer/Program. Auxiliary aids and services are available upon request to individuals with disabilities. Relay Texas: 711 (Voice) or 1-800-735-2989 (TTY).

Igualdad de oportunidades de Empleo/Programas. Equipo auxiliar y servicios de apoyo están disponibles para personas con discapacidad al ser requeridos. Relay Texas: 711 (Voz) o 1-800-735-2989 (TTY)