



ELEVATOR SOLUTIONS ELEVATOR TECHNOLOGY



Follow Us



AKTIV LIFT
ELEVATOR



CONTENTS	PAGE
Introduction	3
Design & Production	4-5
Complete Elevator	6-7
Passenger Elevators	8-9
Standart Car Types	10-45
Panaromic Elevators	46-47
Panaromic Types	48-55
Doors	56-65
Hospital Elevators	66-67
Dumbwaiters	68
Freight Elevators	69
Car Lift	70-71
Custom Projects	72-73
MRL Specifications	74-75
Escalators And Moving Walkway	76-77



INTRODUCTION

Since its foundation, As7lift and its solution partners has been operating in all sectors of the elevator industry, following the principle of using safe, high quality, and innovative technologies from day one. We support the services we offer to our customers with the periodical training that we present to our personnel by adding all opportunities provided by technology and innovation follow-up on the experiences we have gained in this sector. That's why we say we have the key, there is no problem we cannot solve.

We reach the solution despite everything.

Knowing that elevators require quality, safe and fast service above all, we are a company that provides quality service to the elevator sector in the sale of retail and elevator build both with the experience of being in the sector for many years. Whatever the project is, we will surely find a solution.

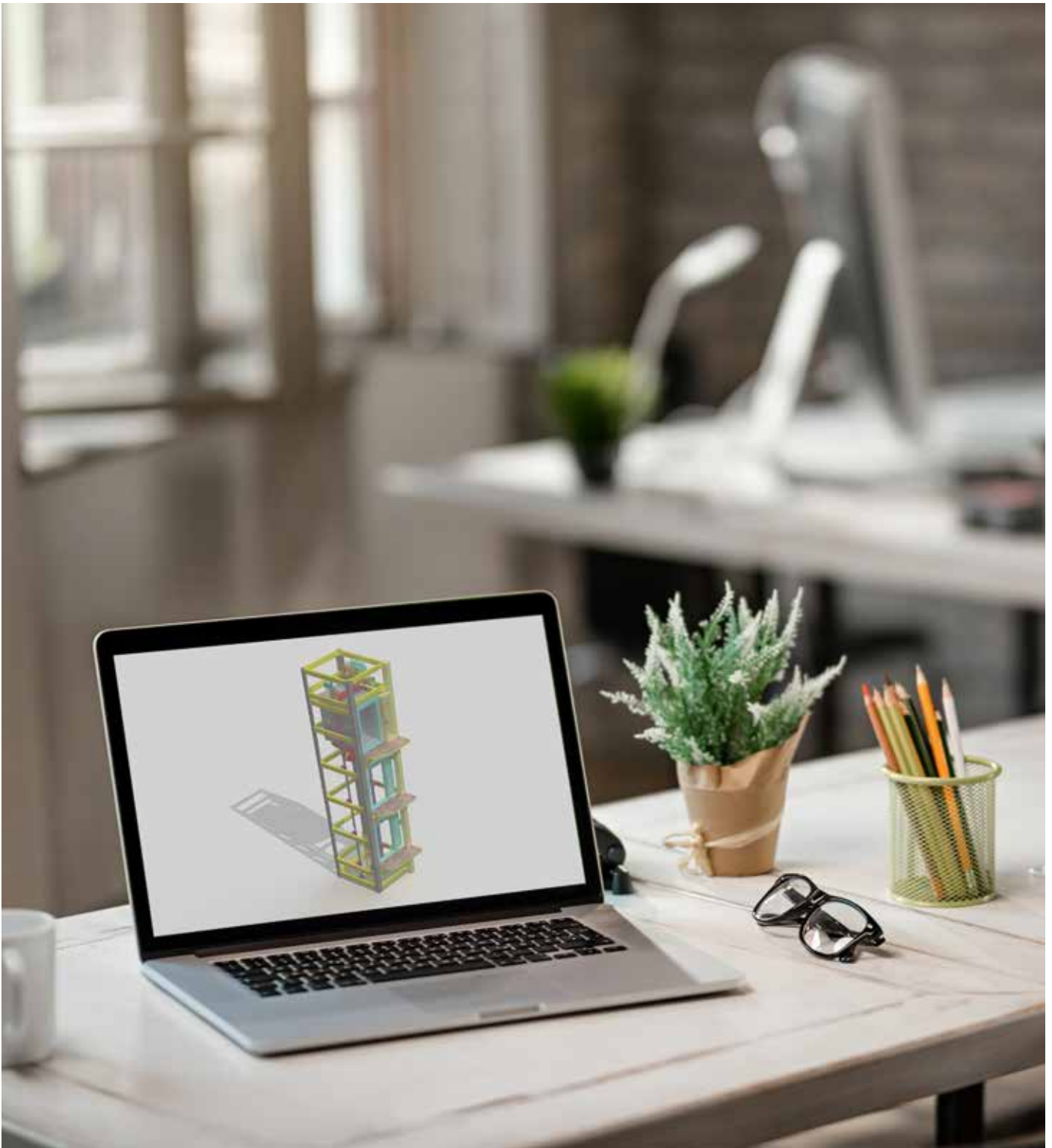
With our solutions, we make a difference in the elevator industry by eliminating the existing work and time loss in projects.



Design And Production

Designing of MR, MRL, Hydraulic, Dumbwaiter Elevators and production of single components. “Whenever a new project is subject to be designed, it is our aim to mainly focus on customer requests as well as paying regard to structural variations. We do produce elevators that best fits to hoistway and fully compatible with up to date regulations, especially safety rules. We do cooperate with our suppliers & partners in order to get benefit of latest production technologies.”

As7lift Design Team.




Complete Elevator

As7Lift Full Compatible Complete Elevator Sets

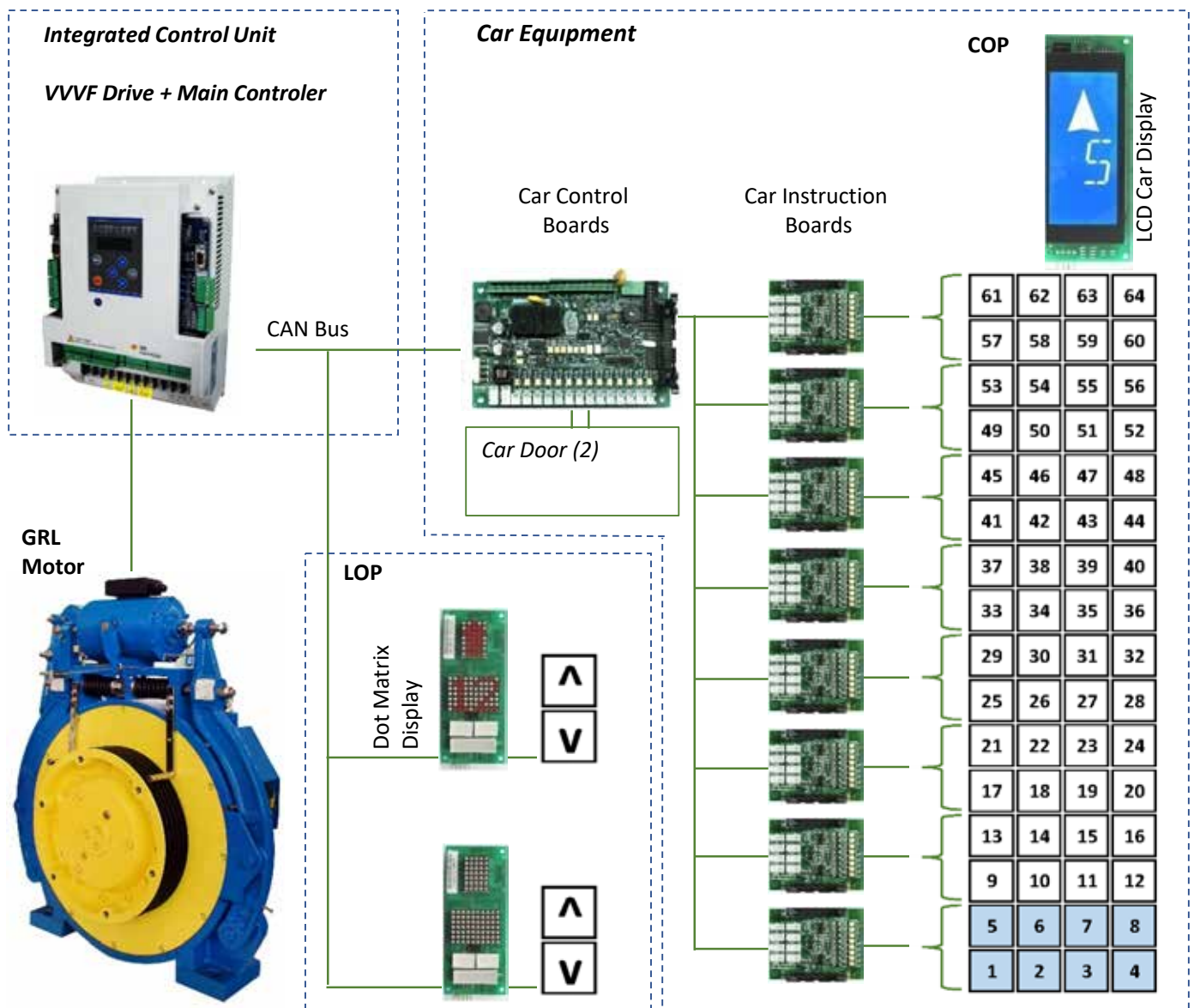
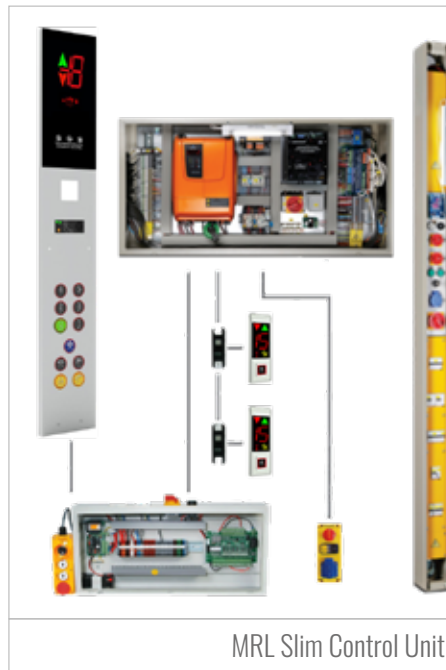
An elevator consist of many various componenets depending on the type and shape. What is more important for us than gathering these parts all in together ; is exactly the “harmony”. Harmony is crucial for any elevator that is expected to be durable and free of problems.

Integrated Elevator Control Panel with CAN Bus

- Suitable for modernization or new projects
- Ability to work up to 4,0 mt/sec speed
- Compatible with synchronous or asynchronous motors
- Compatible with simplex, dublex, triplex options up to total of 8 elevators
- Runs up to 64 stops (simplex or dublex)



Control Panels



Passenger Elevators

As7Lift Standard Car Models



Where esthetic meets safety...

Since ever first passenger elevator in the history that was operated by steam power, “security of life” has always been the most important measure. In today’s world, elevator is a vital equipment especially in high-rise buildings. In conjunction with fast moving technological improvements, regulations are also subject to change. So, As7Lift produces its goods complying with EU standards and closely follows the innovations such as high speed elevators, group controller etc



As7Lift



AS7 LIFT

ACTV01 Series



Special Elevator Designs
www.as7lift.com



Product Details

Cabin Coating
RAL5019

Cabin Accessory
RAL6032

Cabin Floor
PVC

Cabin Ceiling
C-lineS

Cabin Handrail
0+1+1

All right reserved. Color and patterns may vary in application.



AS7 LIFT

ACTV02 Series



Special Elevator Designs
www.as7lift.com



Product Details

Cabin Coating

Mosaic SS. & Line Hairline

Cabin Accessory

Hairline SS.

Cabin Floor

PVC

Cabin Ceiling

C-lineH

Cabin Handrail

Q+1+1

All right reserved. Color and patterns may vary in application.



ACTV03 Series



Special Elevator Designs
www.as7lift.com



Product Details

Cabin Coating
Hairline SS.


Cabin Accessory
Hairline SS.

Cabin Floor
PVC

Cabin Ceiling
C-actv3

Cabin Handrail
0+1+1

All right reserved. Color and patterns may vary in application.



ACTV04 Series



Special Elevator Designs
www.as7lift.com



Product Details

Cabin Coating
Laminate


Cabin Accessory
Hairline SS.

Cabin Floor
Natural Granite

Cabin Ceiling
C-lineH

Cabin Handrail
Q+1+1

All right reserved. Color and patterns may vary in application.



A701-L Series



Special Elevator Designs
www.as7lift.com



Product Details

Cabin Coating
Laminate

Cabin Accessory
Hairline SS.

Cabin Floor
Natural Granite

Cabin Ceiling
C-7011

Cabin Handrail
Q+1+1


All right reserved. Color and patterns may vary in application.



A701-S Series



Special Elevator Designs
www.as7lift.com



Product Details

Cabin Coating
Hairline SS.

Cabin Accessory
Mirror SS.

Cabin Floor
Natural Granite

Cabin Ceiling
C-7012

Cabin Handrail
Q+1+1

All right reserved. Color and patterns may vary in application.



A721-S Series



Special Elevator Designs
www.as7lift.com



Product Details

Cabin Coating
Decorative SS.

Cabin Accessory
Black SS.

Cabin Floor
PVC

Cabin Ceiling
C-lineH

Cabin Handrail
0+1+(1-1)

All right reserved. Color and patterns may vary in application.



A702-L Series



Special Elevator Designs
www.as7lift.com



Product Details

Cabin Coating
Laminate

Cabin Accessory
Hairline SS.

Cabin Floor
PVC

Cabin Ceiling
C-7022

Cabin Handrail
1+1+(1-1)

All right reserved. Color and patterns may vary in application.



AS7 LIFT

A702-G Series



Special Elevator Designs
www.as7lift.com



Product Details

Cabin Coating
Coloured Glass


Cabin Accessory
Hairline SS.

Cabin Floor
Natural Granite

Cabin Ceiling
C-7021

Cabin Handrail
1+1+(1-1)

All right reserved. Color and patterns may vary in application.



AS7 LIFT

A703-L Series



Special Elevator Designs
www.as7lift.com



Product Details

Cabin Coating
Laminate


Cabin Accessory
Hairline SS.

Cabin Floor
Natural Granite

Cabin Ceiling
C-7031

Cabin Handrail
0+1+(1-1)

All right reserved. Color and patterns may vary in application.



A704-L Series



Special Elevator Designs
www.as7lift.com



Product Details

Cabin Coating
Laminate

Cabin Accessory
Hairline SS.

Cabin Floor
Natural Granite

Cabin Ceiling
C-7042

Cabin Handrail
0+1+(1-1)

All right reserved. Color and patterns may vary in application.



AS7 LIFT

A704-S Series



Special Elevator Designs
www.as7lift.com



Product Details

Cabin Coating
Dotted SS.

Cabin Accessory
Hairline SS.

Cabin Floor
Natural Granite

Cabin Ceiling
C-7062

Cabin Handrail
0+1+(1-1)

All right reserved. Color and patterns may vary in application.



A714-S Series



Special Elevator Designs
www.as7lift.com



Product Details

Cabin Coating
Line Hairline SS.

Cabin Accessory
Hairline SS.

Cabin Floor
PVC

Cabin Ceiling
C-lineH

Cabin Handrail
0+1+(1-1)

All right reserved. Color and patterns may vary in application.



A704-G Series



Special Elevator Designs
www.as7lift.com



Product Details

Cabin Coating
Decorative Glass

Cabin Accessory
Mirror SS.

Cabin Floor
Natural Granite

Cabin Ceiling
C-7041

Cabin Handrail
0+1+(1-1)

All right reserved. Color and patterns may vary in application.



AS7 LIFT

A7SP-W Series



Special Elevator Designs
www.as7lift.com



Product Details

Cabin Coating
Wooden

Cabin Accessory
Gold SS.

Cabin Floor
Natural Granite

Cabin Ceiling
C-7112

Cabin Handrail
1+1+(1-1)

All right reserved. Color and patterns may vary in application.



A7SP-G Series



Special Elevator Designs
www.as7lift.com



Product Details

Cabin Coating

Glass With Backlight

Cabin Accessory

Black Mirror SS.

Cabin Floor

Natural Granite

Cabin Ceiling

C-7114

Cabin Handrail

1+1+(1-1)

All right reserved. Color and patterns may vary in application.



AS7 LIFT

FIRE 10 Series



Special Elevator Designs
www.as7lift.com



Product Details

Cabin Coating
Hairline SS.


Cabin Accessory
Hairline SS.

Cabin Floor
Chq. Aluminum

Cabin Ceiling
C-Fire1

Cabin Handrail
Q+1+1

All right reserved. Color and patterns may vary in application.



A700-P Series



Special Elevator Designs
www.as7lift.com



Product Details

Cabin Coating
 RAL7032

Cabin Accessory
 RAL7032

Cabin Floor
 Painted Diamond Sheet

Cabin Ceiling
 C-7112

Cabin Handrail
 1+0+1 2w+3w+2w

All right reserved. Color and patterns may vary in application.

Panoramic Elevators

Any panoramic elevator is being designed in accordance with your building's passenger traffic while keeping the prestige at highest. The convenience of Elevator with subject building architecture as well as building materials used there, are the priorities of production; and there is no room to compromise from safety and strength.



TESTS



P761 Series



Special Elevator Designs
www.as7lift.com



P762 Series



Special Elevator Designs
www.as7lift.com



P763 Series



Special Elevator Designs
www.as7lift.com



P764 Series



Special Elevator Designs
www.as7lift.com



P765 Series



Special Elevator Designs
www.as7lift.com





P766 Series



Special Elevator Designs
www.as7lift.com





P767 Series



Special Elevator Designs
www.as7lift.com



P768 Series



Special Elevator Designs
www.as7lift.com





2 Panel Central Glass Elevator Door



2 Panel Telescopic Glass Elevator Door



2 Panel Central Full Glass Elevator Door



2 Panel Telescopic Full Glass Elevator Door



2 Panel Central Elevator Door




2 Panel Telescopic Elevator Door




3 Panel Telescopic Elevator Door



4 Panel Central Elevator Door



Double Wing Manual Door



Single Wing Manual Door



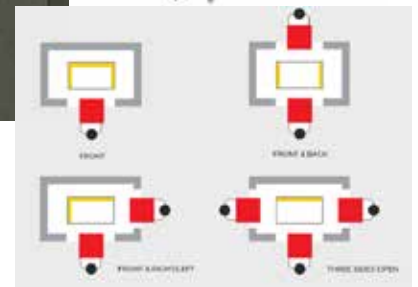
Folding Type Interior Door



Bed Elevators


It is very substantial for any patient to be moved in comfortable elevators during their treatments in any hospital or clinic. This is why, we carefully make decisions regarding to design and installation those will result in perfect. The priority is comfort of the patient and of course the materials that will ensure continuous hygiene.





Dumbwaiter Elevators

It is significantly essential to install dumbwaiters to be used to carry any stuff that suits with your office/home inner design. The door options include Guillotine, Semi-Automatic and even inner safety door in case of need. The designs may comprise difference compare to any other based on the location, but the attention we pay for safety of your life and your stuff never changes.



Freight Elevators

There is no doubt that As7Lift may offer you the best solutions with mix of comfort and esthetic for those MR, MRL, and Hydraulic freight elevators even for highest load capacities. We do increase our productivity through the solutions like as 4:1 roping or hydraulic+counterweight combinations.



CAR LIFTS

Designed for moving cars in condominiums, car showrooms, garages, homes and more, our car elevators provide easy-to-use, safe and comfortable solutions.





AS7LIFT

As7Lift Special Solutions

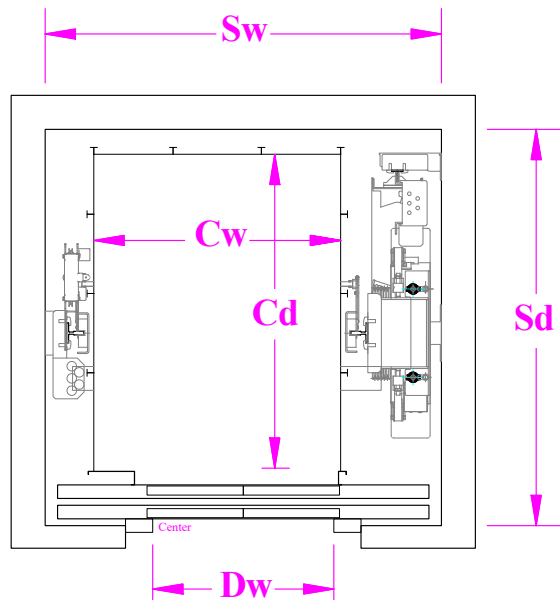
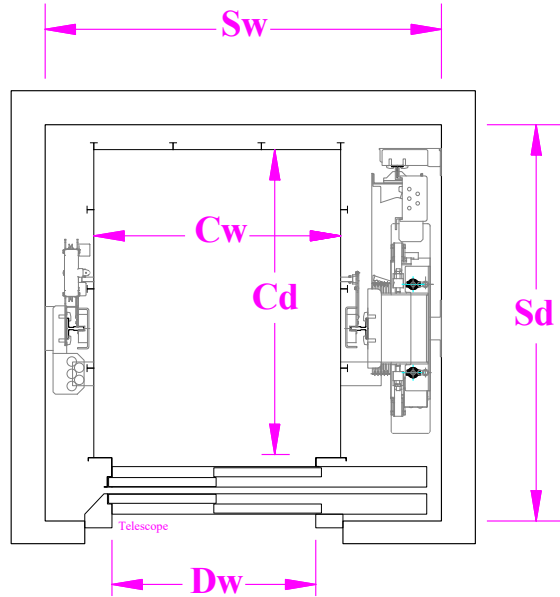
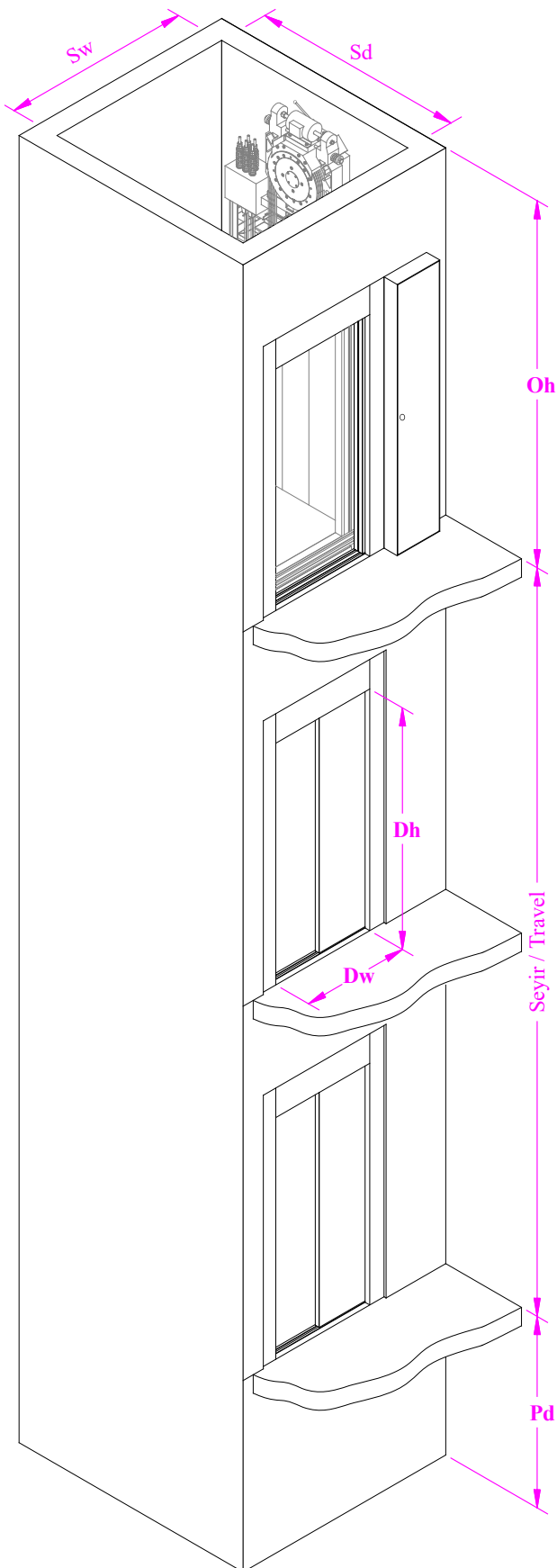
Custom Projects

High speed and high rise elevators
Project including hoistway construction,
Glass curtain-walls,
Insufficient pit and overhead solutions,
Custom purpose elevators,
Vandal elevators,
Home lifts...
Looking for a custom design car or door?
Please contact with us for more.



ESTABLISHED
SINCE 1971

MRL Elevator Construction Layout



MRL Technical Specifications

This tabel and contents are given for 1mt/sec speed elevators. Please contact with us for more or less speeds.

NO	Q Capacity	Motor Power	Hoistway		Car		Door		Pit Depth	Over Head
			Sw	Sd	Cw	Cd	Dw	Dh	Pd	Oh
1	300 kg	3,0 kw	1500 mm	1500 mm	850 mm	1100 mm	700 mm Telescope	2000 mm	1000 mm	3300 mm
2	400 kg	3,0 kw	1600 mm	1600 mm	950 mm	1200 mm	800 mm Telescope	2000 mm	1000 mm	3300 mm
3	450 kg	3,0 kw	1700 mm	1700 mm	1050 mm	1300 mm	800 mm Telescope	2000 mm	1000 mm	3300 mm
4	525 kg	4,3 kw	1700 mm	1800 mm	1000 mm	1400 mm	800 mm Telescope	2000 mm	1200 mm	3400 mm
5a	600 kg	4,3 kw	1800 mm	1850 mm	1100 mm	1450 mm	900 mm	2000 mm	1200 mm	3400 mm
5b			2100 mm	1650 mm	1400 mm	1250 mm	Telescope			
5c				1570 mm			900 mm Center			
6a	675 kg	4,3 kw	1900 mm	1850 mm	1200 mm	1450 mm	900 mm	2000 mm	1200 mm	3400 mm
6b			2150 mm	1650 mm	1450 mm	1250 mm	Telescope			
6c				1570 mm			900 mm Center			
7a	800 kg	5,4 kw	2100 mm	1900 mm	1300 mm	1500 mm	900 mm	2000 mm	1400 mm	3600 mm
7b			2300 mm	1700 mm	1500 mm	1300 mm	Telescope			
7c				1620 mm			900 mm Center			
8a	900 kg	6,4 kw	2200 mm	1950 mm	1350 mm	1550 mm	900 mm	2000 mm	1400 mm	3600 mm
8b			2450 mm	1800 mm	1600 mm	1400 mm	Telescope			
8c				1720 mm			900 mm Center			
9a	1000 kg	6,4 kw	2350 mm	1950 mm	1500 mm	1550 mm	1000 mm	2000 mm	1400 mm	3600 mm
9b			2550 mm	1800 mm	1700 mm	1400 mm	Telescope			
9c				1720 mm			1000 mm Center			
10a	1200 kg	8,5 kw	2400 mm	2500 mm	1350 mm	2100 mm	1100 mm	2000 mm	1500 mm	3800 mm
10b			2750 mm	2050 mm	1700 mm	1650 mm	Telescope			
10c				1970 mm			1100 mm Center			
11a	1600 kg	11,0 kw	2450 mm	2700 mm	1400 mm	2300 mm	1300 mm	2000 mm	1500 mm	3800 mm
11b			2950 mm	2200 mm	1900 mm	1800 mm	Telescope			
11c				2120 mm			1300 mm Center			
12a	2000 kg	13,5 kw	3650 mm	2200 mm	2200 mm	1800 mm	1600 mm	2000 mm	1600 mm	4200 mm
12b			4050 mm	2000 mm	2600 mm	1600 mm	Telescope			
12c				1920 mm			1600 mm Center			
13a	2500 kg	16,5 kw	3750 mm	2400 mm	2300 mm	2000 mm	1600 mm	2000 mm	1600 mm	4200 mm
13b			4150 mm	2200 mm	2700 mm	1800 mm	Telescope			
13c				2120 mm			1600 mm Center			



Escalators And Moving Walkway

Escalators and Moving Walkway are among the most important means of transportation today and are made in places where human transportation will be provided continuously and safely. They are useful and efficient transportation systems that can be applied both vertically and horizontally. Escalators, which are frequently seen in areas such as airports, train stations, metro stations, overpasses, plazas, offices, hotels, public buildings, hospitals, stadiums, theaters and movie theaters, and shopping malls, provide great comfort between floors for pedestrian traffic where elevators are not practical.

It is one of the most important means of transportation because it makes the upper and ground floors useful in buildings that are very valuable in commercial terms. Escalators and Moving Walkway, which provide the flow of crowds in places where human traffic is dense with rapid urbanization, are indispensable transportation systems that increase the value of buildings with the development of technology since the day they were first invented.



Escalators & Moving Walkway



Professional Elevator Solutions



ELEVATOR SOLUTIONS ELEVATOR TECHNOLOGY



Aktiv Lift Elevator SHPK

+355 67 20 11 418 | +355 67 20 11 419
www.aktivlift.al
aktiv_lift_ashensor@live.com



Follow Us
[@aktiv_lift_elevator](https://www.instagram.com/aktiv_lift_elevator)

