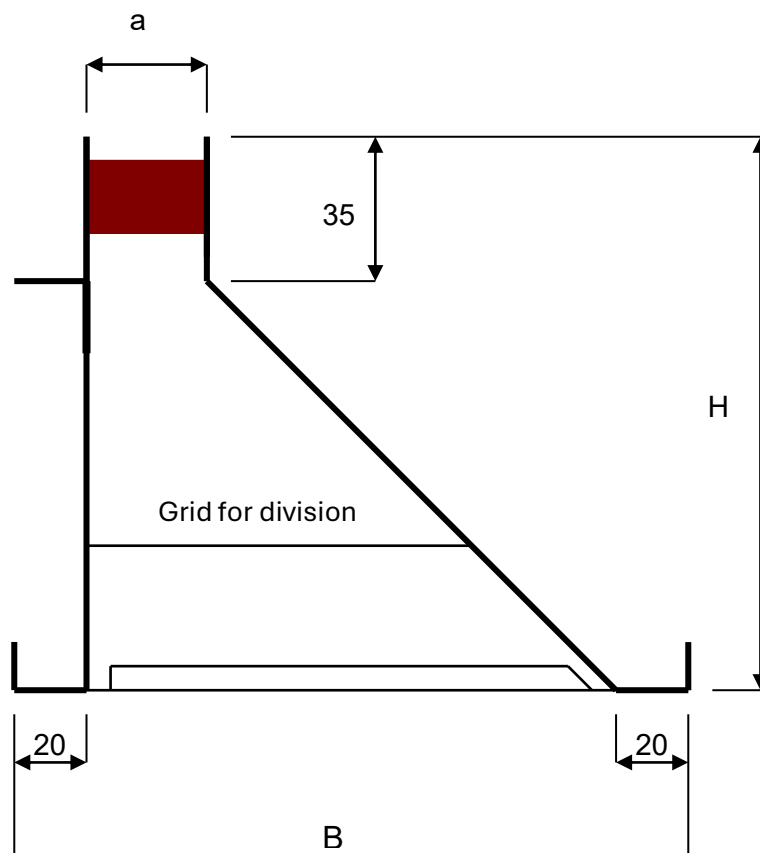


# Selection sheet for slot grilles

## SLOT GRILLE WITH 1 BEVELED SIDE



Please provide the following specifications:

a = 10 mm ☐ or 15 mm ☐ or 20 mm ☐ (Please indicate what applies)

B =            mm    ATTENTION: If B > 250 mm → additional charge

H =            mm    ATTENTION: If H > 180 mm → additional charge

**If B < 180 mm and H < 150 mm, a distribution grille is not possible.**

**Absolute minimum height = 120 mm**

Number of lengths of

-1250mm =            lengths

-1500mm =            lengths

-2500mm =            lengths

-3000mm =            lengths

Number of stop plates =    pieces

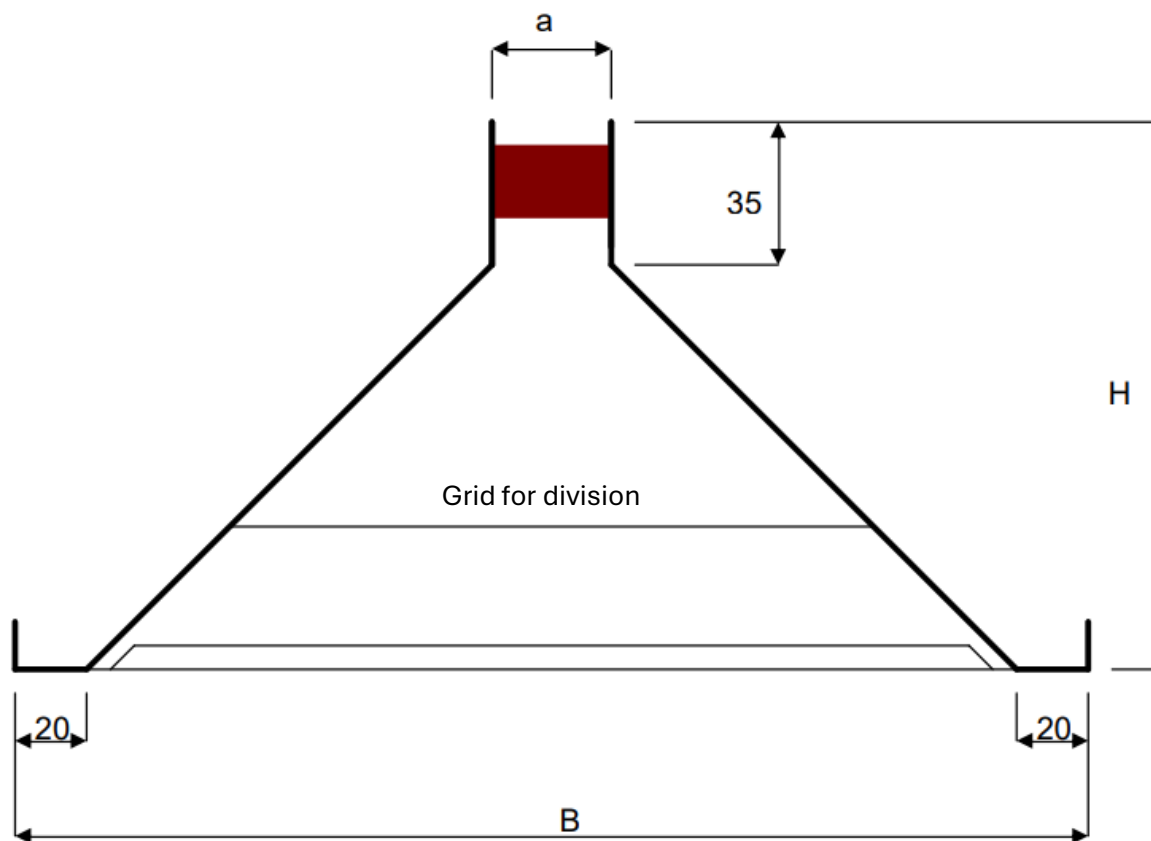
Send your request/order to  
info@cdh.be



www.cdh.be

# Selection sheet for slot grilles

## SLOT GRILLE WITH 2 BEVELED SIDES



Please provide the following specifications:

a = 10 mm ☐ or 15 mm ☐ or 20 mm ☐ (Please indicate what applies)

B =                    mm    *ATTENTION: If B > 250 mm → additional charge*

H =                    mm    *ATTENTION: If H > 180 mm → additional charge*

**If B < 180 mm and H < 150 mm, a distribution grille is not possible.**

**Absolute minimum height = 120 mm**

Number of lengths of

-1250mm =                    lengths

-1500mm =                    lengths

-2500mm =                    lengths

-3000mm =                    lengths

Number of stop plates =    pieces

Send your request/order to  
info@cdh.be



www.cdh.be

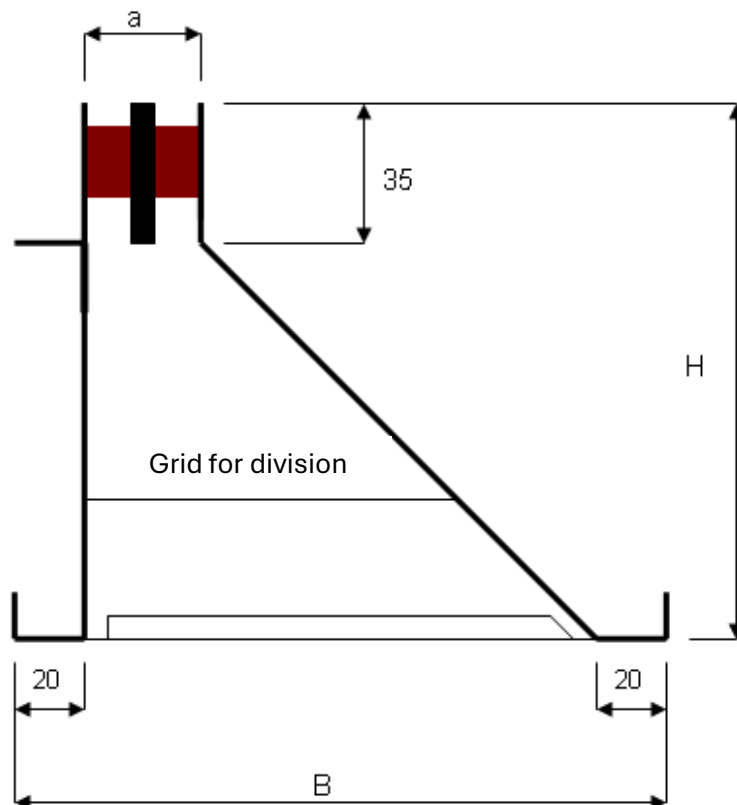
# Selection sheet for slot grilles

## SLOT GRILLE WITH 1 BEVELED SIDE

Slit opening  $a = 35 \text{ mm} = (2 \times 16)$

Slit opening  $a = 43 \text{ mm} = (2 \times 20)$

➡ Cross-out what does not apply



Please provide the following specifications:

B =                      mm    ATTENTION : If  $B > 250 \text{ mm}$  → additional charge

H =                      mm    ATTENTION : If  $H > 180 \text{ mm}$  → additional charge

**If  $B < 180 \text{ mm}$  and  $H < 150 \text{ mm}$ , a distribution grille is not possible.**

**Absolute minimum height = 120 mm**

Number of lengths of

-1250mm =                      lengths

-1500mm =                      lengths

-2500mm =                      lengths

-3000mm =                      lengths

Number of stop plates =                      pieces

Send your request/order to  
info@cdh.be

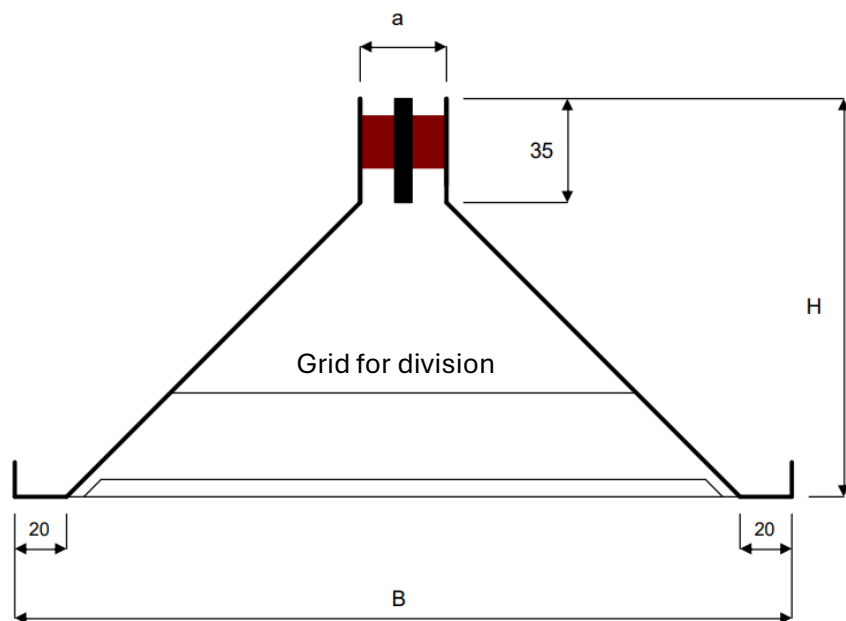
# Selection sheet for slot grilles

## SLOT GRILLE WITH 2 BEVELED SIDES

Slit opening  $a = 35 \text{ mm} = (2 \times 16)$

Slit opening  $a = 43 \text{ mm} = (2 \times 20)$

➡ Cross out what does not apply



Please provide the following specifications:

B =                    mm    ATTENTION : If  $B > 250 \text{ mm}$  → additional charge

H =                    mm    ATTENTION : If  $H > 180 \text{ mm}$  → additional charge

**If  $B < 180 \text{ mm}$  and  $H < 150 \text{ mm}$ , a distribution grille is not possible.**

**Absolute minimum height = 120 mm**

Number of lengths of

-1250mm =                    lengths

-1500mm =                    lengths

-2500mm =                    lengths

-3000mm =                    lengths

Number of stop plates =                    pieces

Send your request/order to  
info@cdh.be

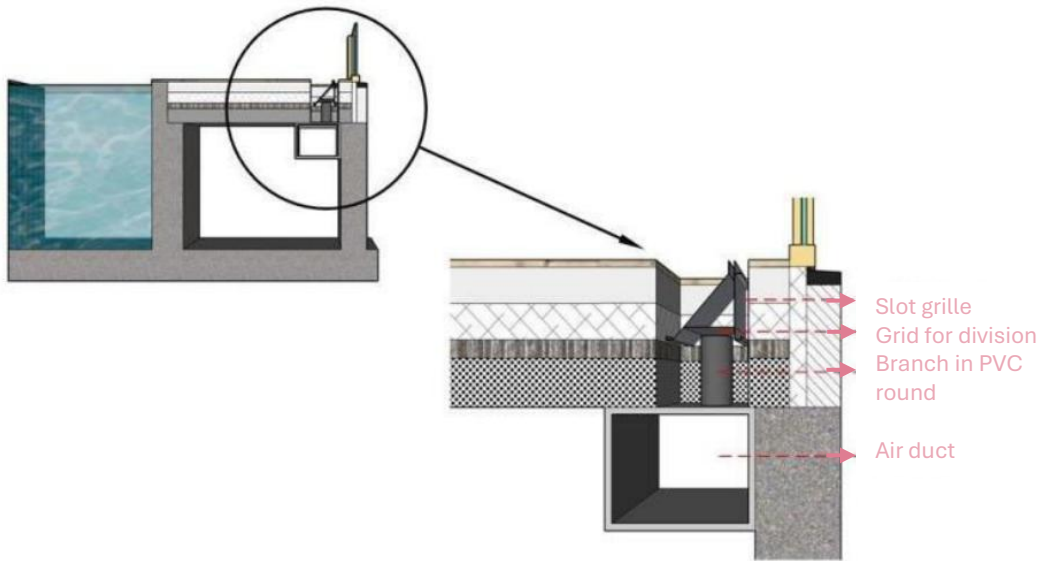


www.cdh.be



# Mounting slot grilles

- WITHOUT drainage**



- WITH drainage**

