

JANUARY 2026 LABOR MARKET REVIEW



Click on each item for more detail

JANUARY 2026



4.6%
Unemployment Rate

421,625
Labor Force

14*
Avg. Weeks Return to Work (Last 12 Mos.)

1,112
Active UI Claimants

200
Jobs Added

-3,700
Jobs Lost

53 Hot Jobs
FY 2026



1,092
Current Job Openings

Click on each item for more detail

*As of Dec 2025

QUARTER

415
Number of Grads
2025Q2

\$996
Avg. Weekly Wage
2025Q3

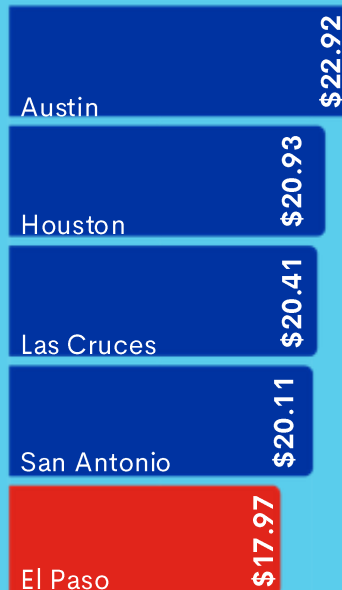
87.8
Cost of Living Index
2025Q3

Click on each item for more detail

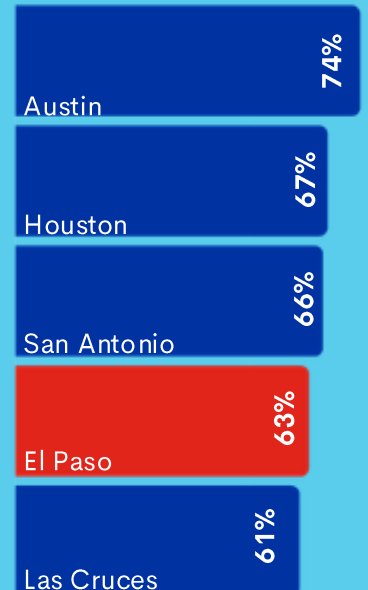
ANNUAL



Median vs WSB
Living Wage



Living Wage FY26
Comparison



Labor Force
Participation 2024

Click on each item for more detail



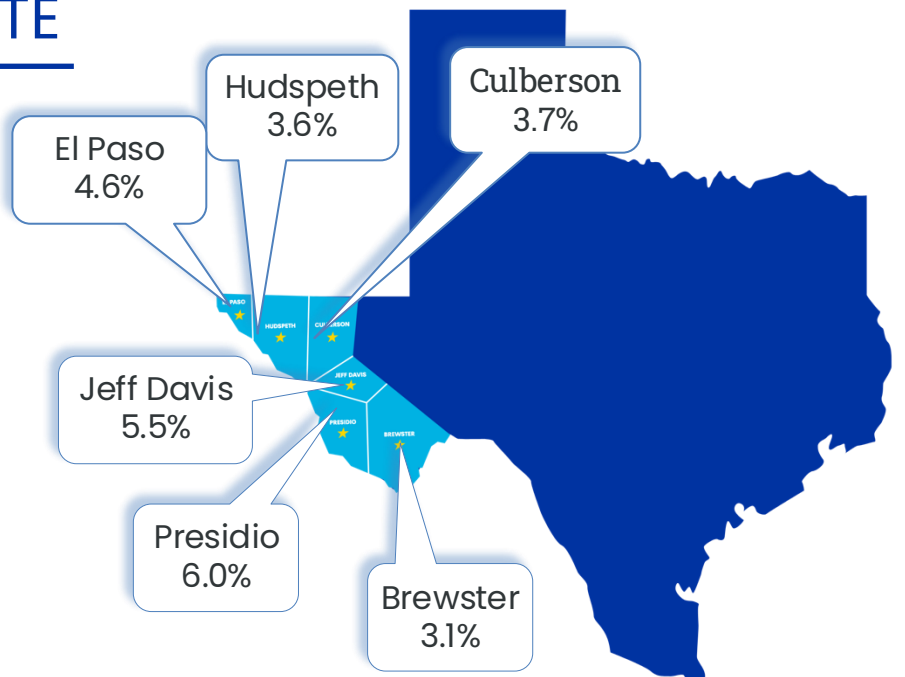
JANUARY 2026 LABOR MARKET REVIEW

LABOR FORCE, EMPLOYMENT & UNEMPLOYMENT

		January 2026				December 2025				January 2025			
		Labor Force	Employment	Unemployment	Rate	Labor Force	Employment	Unemployment	Rate	Labor Force	Employment	Unemployment	Rate
Texas	State	15,838,900	15,126,189	712,711	4.5	15,921,360	15,297,468	623,892	3.9	15,769,642	15,109,463	660,179	4.2
El Paso	MSA	421,625	402,233	19,392	4.6	422,752	405,668	17,084	4.0	420,749	402,858	17,891	4.3
Borderplex	WDA	431,637	411,836	19,801	4.6	432,795	415,358	17,437	4.0	430,595	412,308	18,287	4.2
Brewster	County	5,645	5,469	176	3.1	5,688	5,539	149	2.6	5,493	5,335	158	2.9
Culberson	County	1,126	1,084	42	3.7	1,127	1,093	34	3.0	1,109	1,072	37	3.3
El Paso	County	420,511	401,159	19,352	4.6	421,647	404,600	17,047	4.0	419,644	401,797	17,847	4.3
Hudspeth	County	1,114	1,074	40	3.6	1,105	1,068	37	3.3	1,105	1,061	44	4.0
Jeff Davis	County	601	568	33	5.5	595	572	23	3.9	602	570	32	5.3
Presidio	County	2,640	2,482	158	6.0	2,633	2,486	147	5.6	2,642	2,473	169	6.4
El Paso	City	333,937	319,001	14,936	4.5	334,847	321,737	13,110	3.9	333,209	319,508	13,701	4.1
Socorro	City	19,062	18,166	896	4.7	19,125	18,322	803	4.2	19,035	18,195	840	4.4

UNEMPLOYMENT RATE

4.6%
EL PASO, MSA
UNEMPLOYMENT RATE



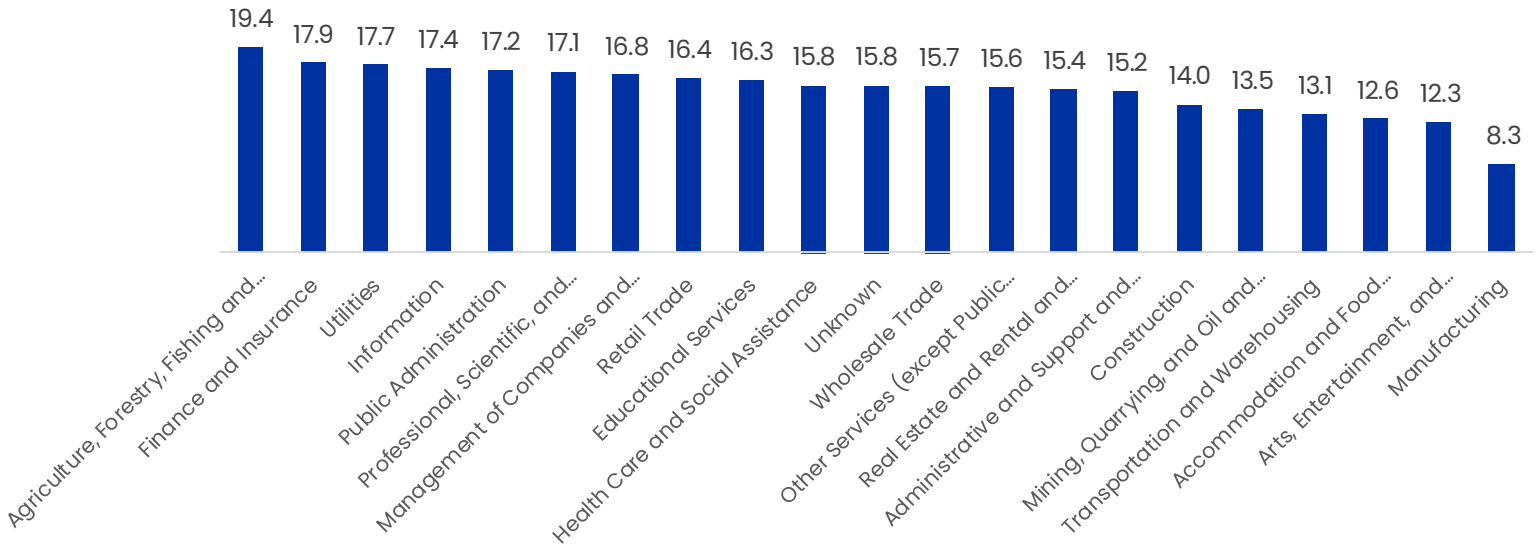


JANUARY 2026 LABOR MARKET REVIEW

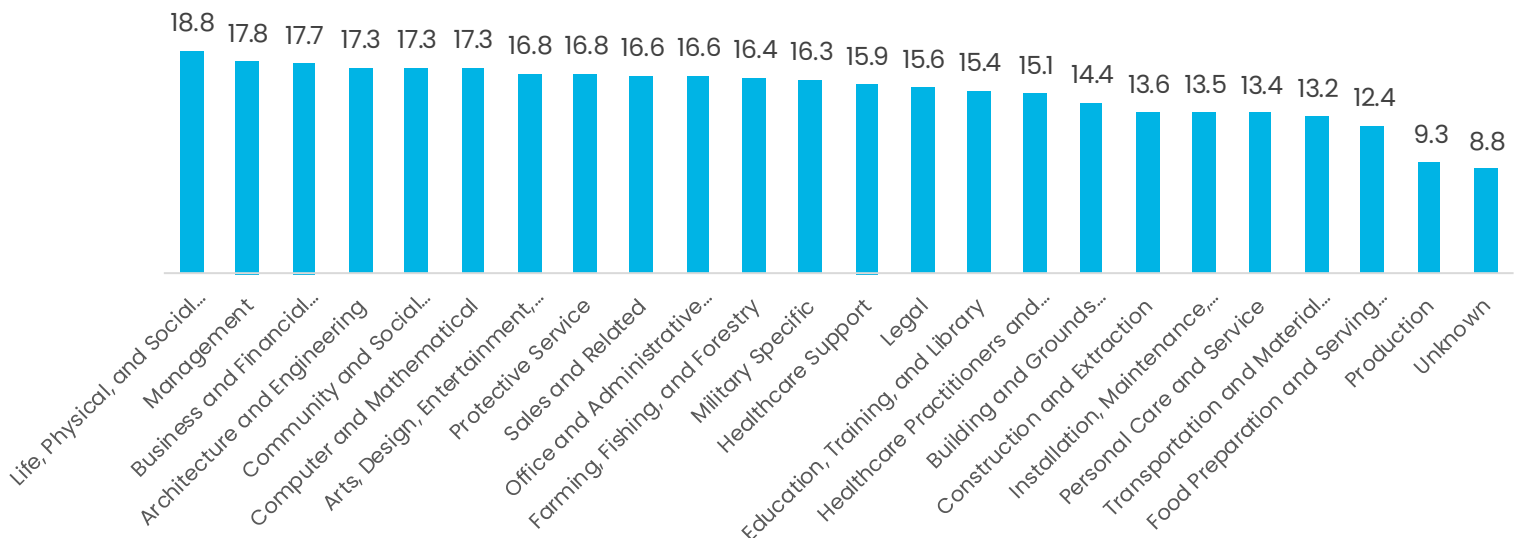
RETURN TO WORK (LAST 12 MOS.)

*As of Dec 2025

By Industry



By Occupation





JANUARY 2026 LABOR MARKET REVIEW

UNEMPLOYMENT INSURANCE CLAIMANT DATA

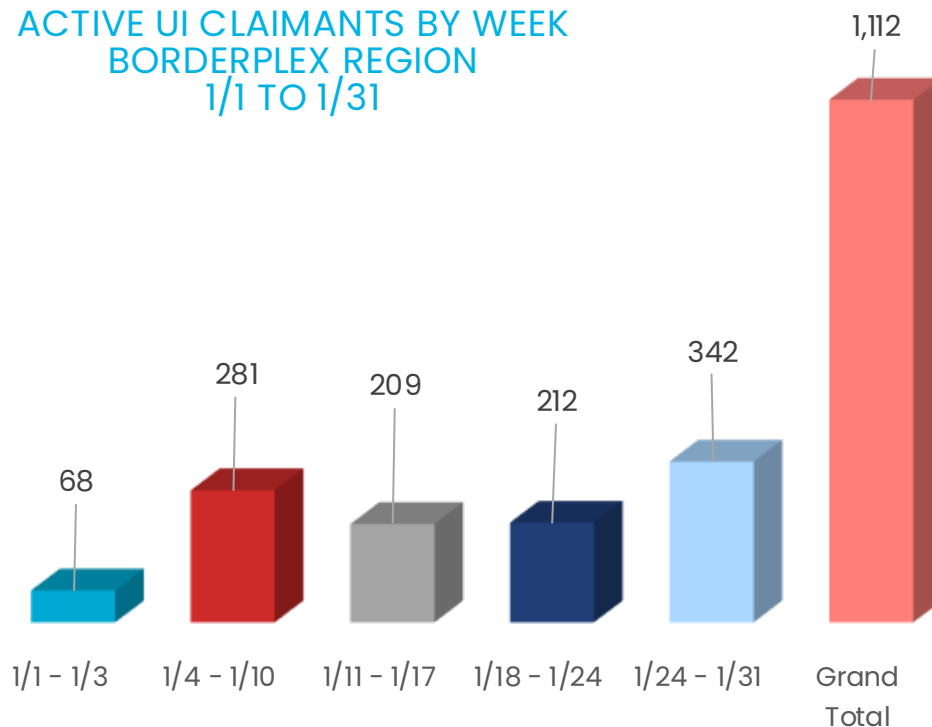
This report reflects the **Borderplex Region**.
Including these 6 counties:

- Brewster
- Culberson
- El Paso
- Hudspeth
- Jeff Davis
- Presidio

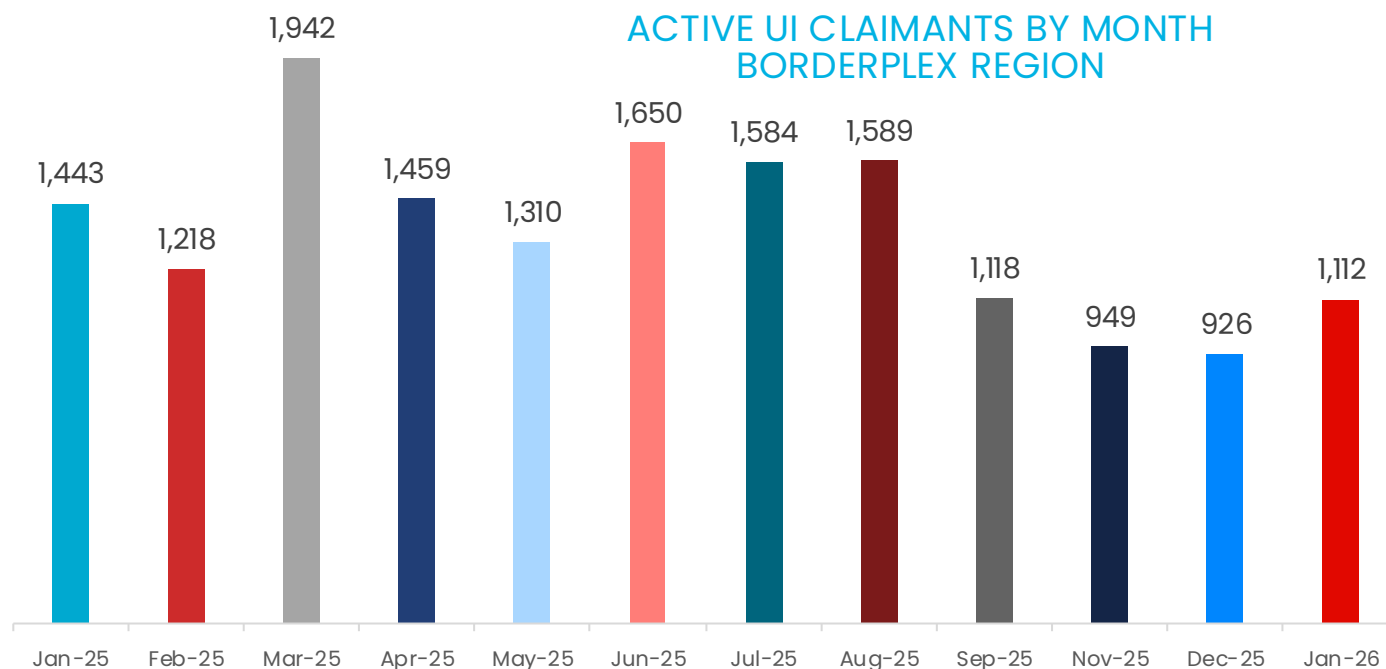
An Active Claimant is someone who meets any of these conditions:

- Claimant had to have a payment within 21 days
- The most recent Claimant certified date is within 21 days
- The claim status date is within 28 days

ACTIVE UI CLAIMANTS BY WEEK
BORDERPLEX REGION
1/1 TO 1/31



ACTIVE UI CLAIMANTS BY MONTH
BORDERPLEX REGION

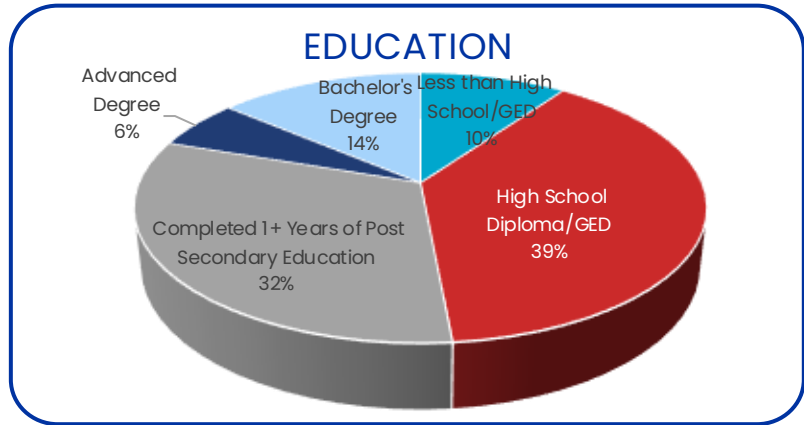
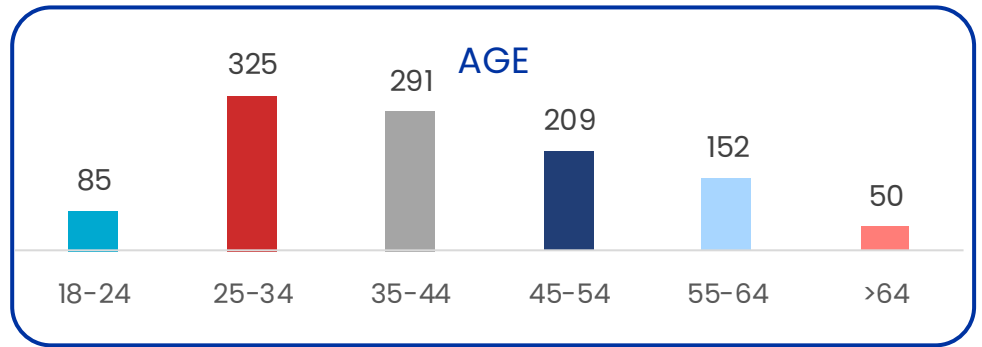
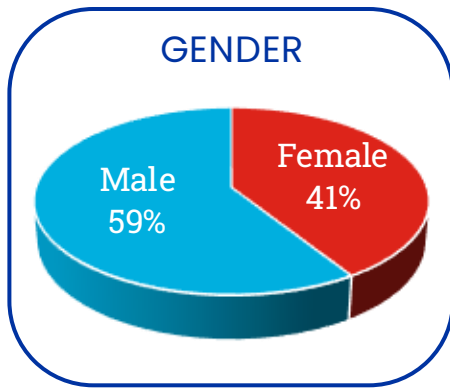




JANUARY 2026 LABOR MARKET REVIEW

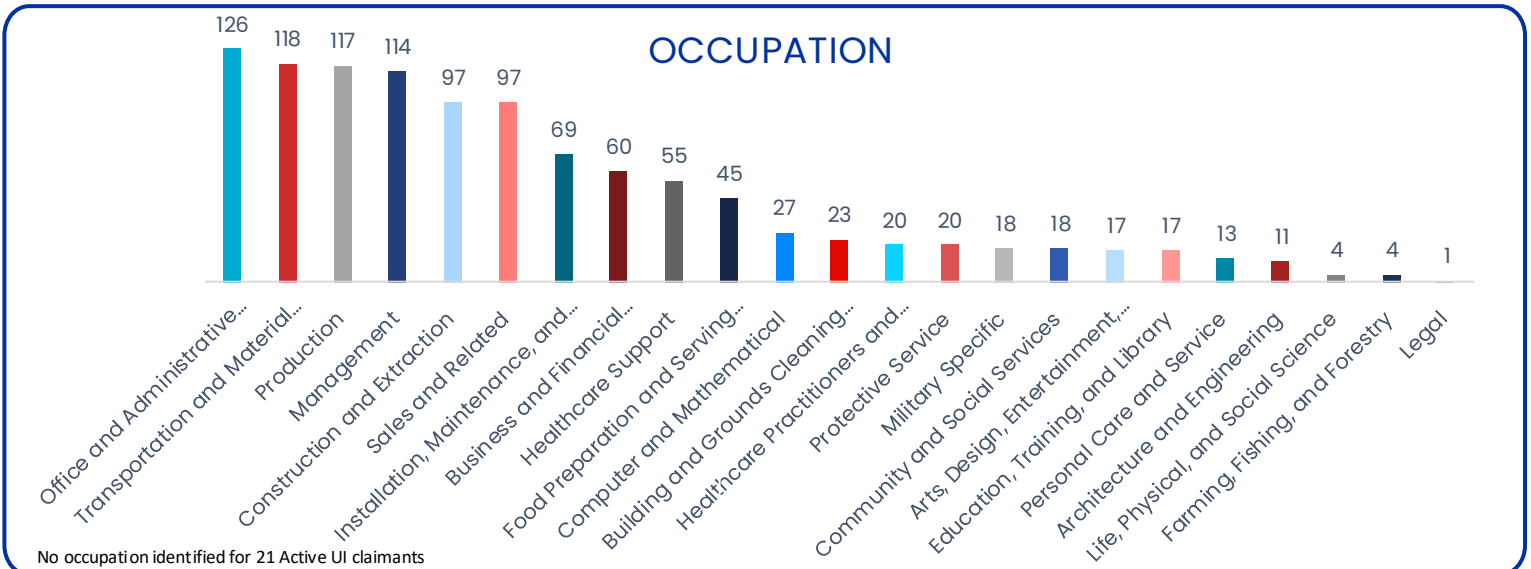
UNEMPLOYMENT INSURANCE CLAIMANT DATA

ACTIVE UI CLAIMANTS BY WEEK BORDERPLEX REGION 1/1 TO 1/31



An Active Claimant is someone who meets any of these conditions:

- Claimant had to have a payment within 21 days
- The most recent Claimant certified date is within 21 days
- The claim status date is within 28 days





JANUARY 2026 LABOR MARKET REVIEW

JOBS ADDED

INDUSTRIES SECTORS THAT ADDED JOBS

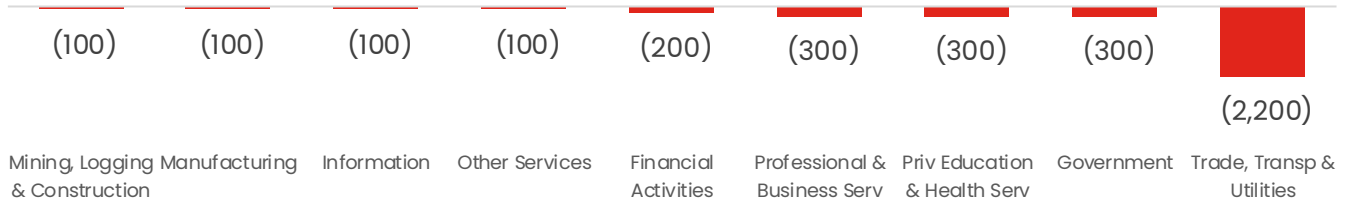


TOP 5 JOB POSTINGS IN THE EL PASO, TX MSA


Occupation	Vacancies	Median Hourly Earnings BLS 2024
Retail Salespersons	635	\$13.43
Registered Nurses	476	\$39.13
Fast Food and Counter Workers	367	\$10.82
First-Line Supervisors of Retail Sales Workers	367	\$17.42
Medical and Health Services Managers	332	\$48.62

JOBS LOST

INDUSTRIES SECTORS THAT LOST JOBS



TOP 5 UNEMPLOYMENT CLAIMANTS OCCUPATIONS

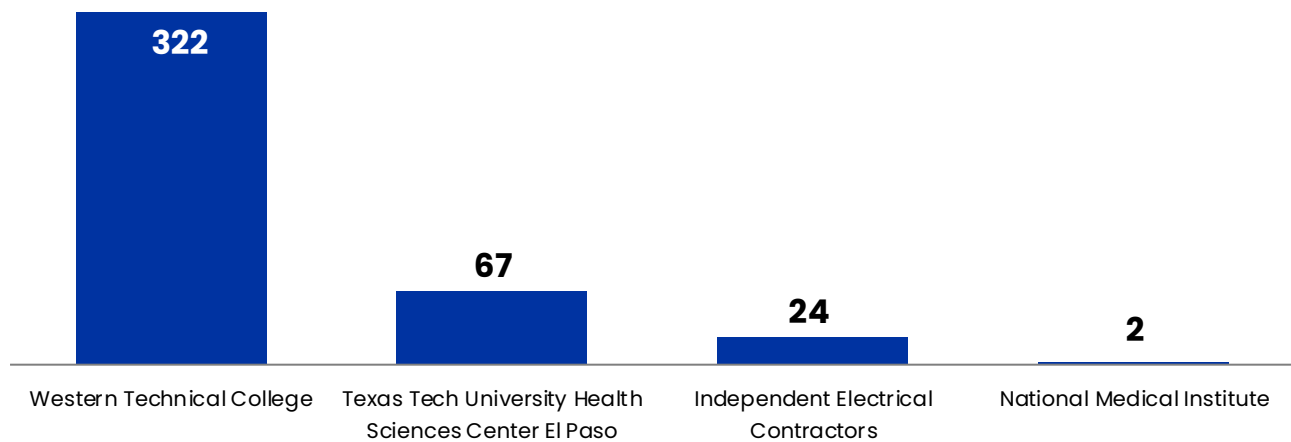


No occupation identified for 21 Active UI claimants

JANUARY 2026 LABOR MARKET REVIEW



NUMBER OF GRADUATES (Apr – Jun 2025, Q2)



THANK YOU TO OUR SURVEY PARTICIPANTS!

- WESTERN TECHNICAL COLLEGE
- TEXAS TECH UNIVERSITY HEALTH SCIENCES CENTER EL PASO
 - INDEPENDENT ELECTRICAL CONTRACTORS
 - NATIONAL MEDICAL INSTITUTE



JANUARY 2026 LABOR MARKET REVIEW

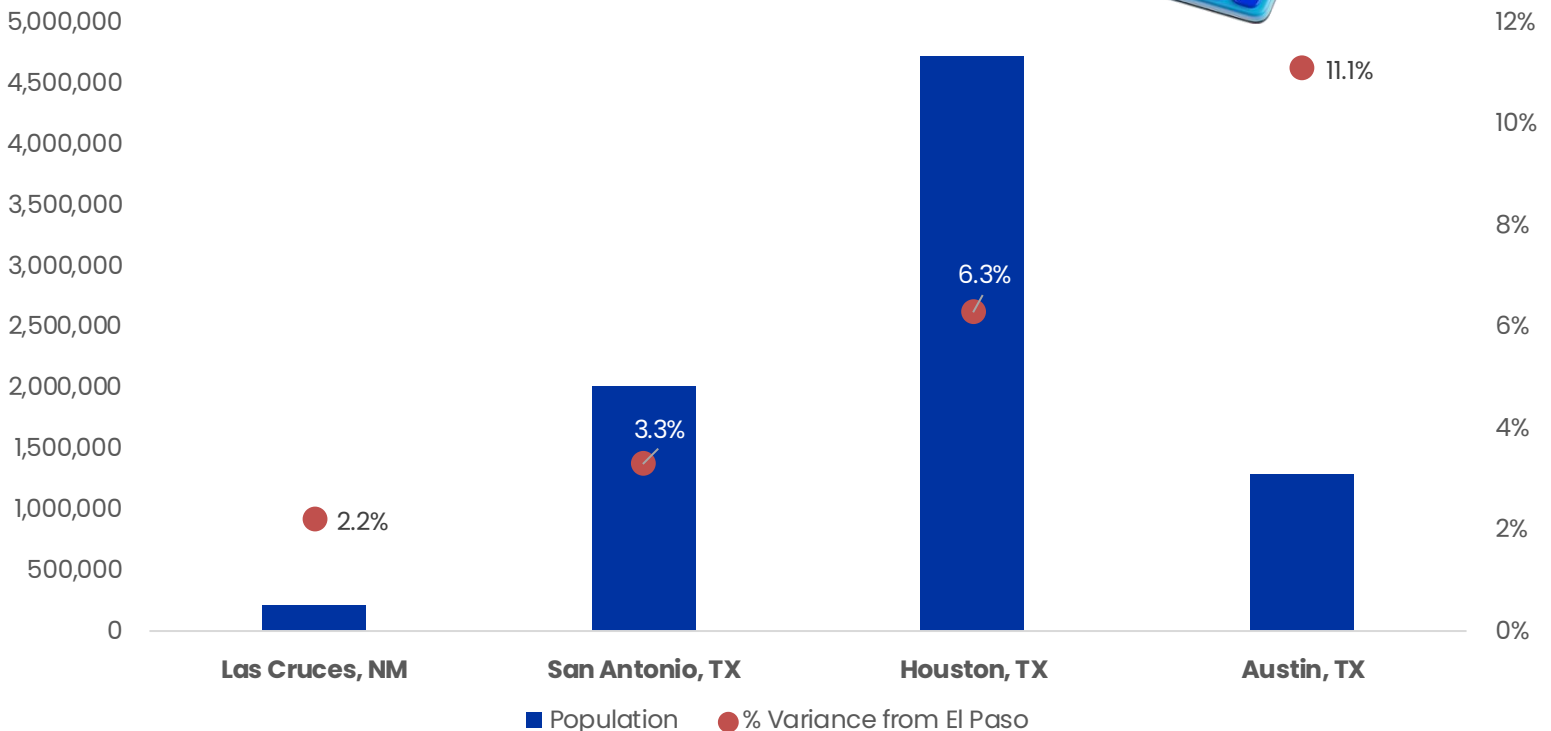
AVERAGE WEEKLY WAGES (Q3 2025)

Average Weekly Wage (3 rd Quarter 2025)					
	Q3 2025	Q2 2025	Q3 2024	Quarterly Change	Yearly Change
Borderplex	\$ 996	\$966	\$964	\$30	\$32
Texas	\$1,444	\$1,420	\$1,394	\$24	\$50
USA	\$1,459	\$1,436	\$1,393	\$23	\$66

COST OF LIVING COMPARISON (2024)



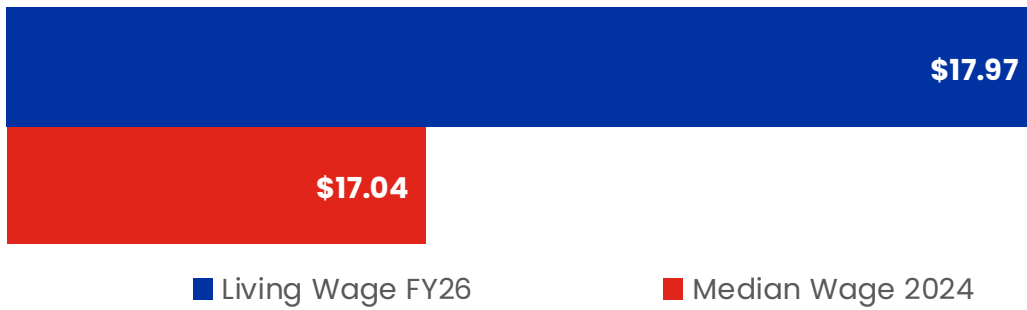
88.3
El Paso, MSA
[Cost of Living Calculator](#)



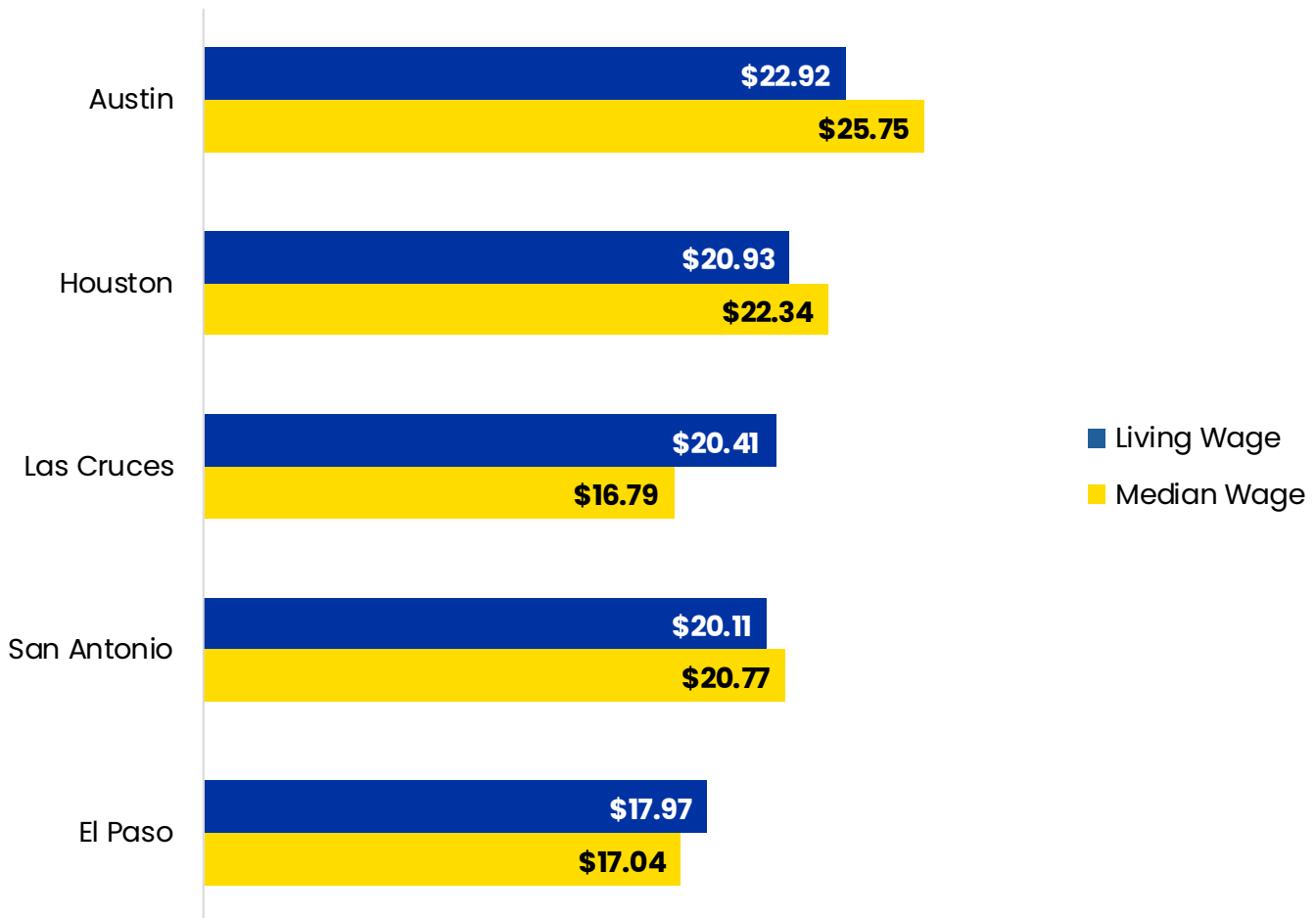


JANUARY 2026 LABOR MARKET REVIEW

MEDIAN VS LIVING WAGE (FY26 VS 2024)



LIVING WAGE COMPARISON (FY26)

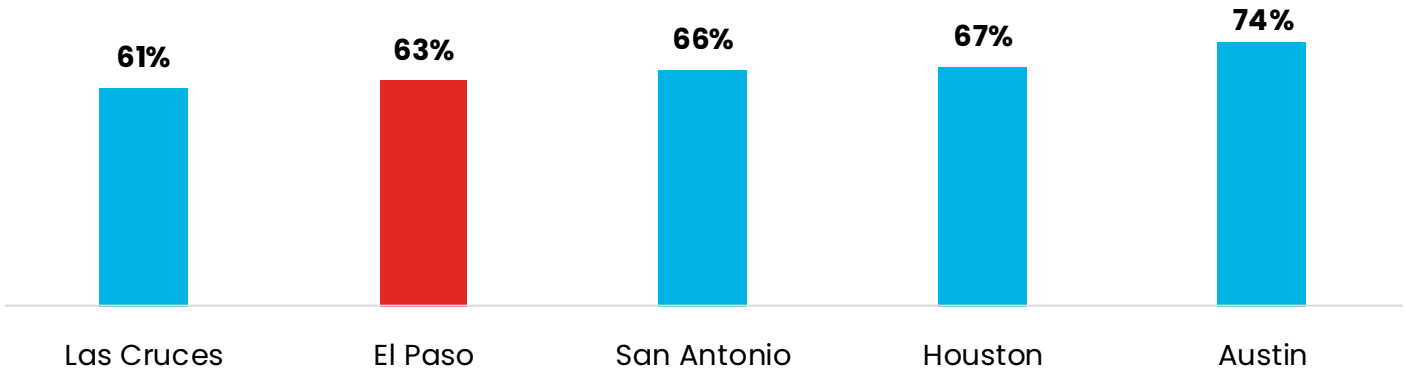




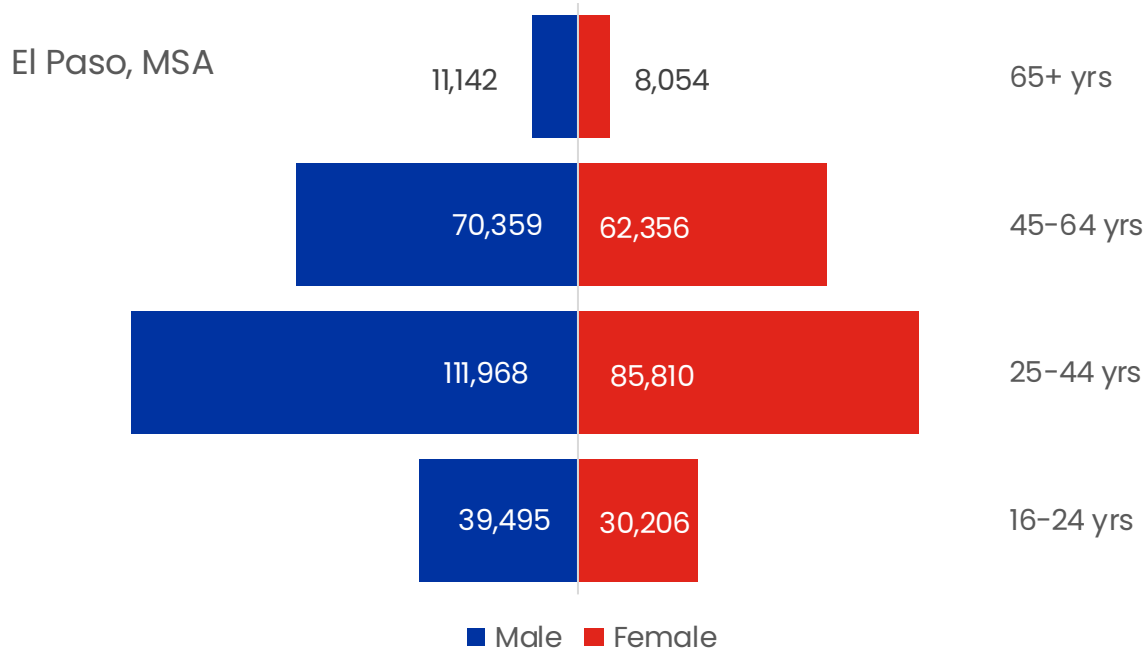
JANUARY 2026 LABOR MARKET REVIEW

LABOR FORCE PARTICIPATION RATE (2024)

POPULATION OVER 16 YEARS, BY COUNTY



LABOR FORCE DEMOGRAPHICS (2024)



JANUARY 2026 LABOR MARKET REVIEW



WSB HOT JOBS (FY 2026)

A HOT JOB HAS:

- AN ENTRY WAGE OF **\$17.97 OR MORE**
- **10% OR MORE** GROWTH IN THE NEXT 10 YEARS
- **20 OR MORE** ANNUAL JOB OPENINGS



WSB DIRECTS TRAINING FUNDS
TOWARDS THESE OCCUPATIONS



UPDATED ANNUALLY



CURRENTLY 53 HOT JOBS



WSB CAN MAKE EXCEPTIONS AS
NEEDED (LOCAL WISDOM)

[WSB HOT JOBS LINK](#) 



2026 HOT JOBS

YOUR *GUIDE* TO JOBS, PATHWAYS,
AND TALENT IN THE BORDERPLEX

**Inside the 2026 Hot Jobs
You'll Discover:**

-  **What Makes These Jobs So Hot:**
Wages, Growth, and Opportunity
-  **Where You Fit In:** Pathways for
Students, Jobseekers and Employers
-  **Your First Look** at AI-Enhanced
Careers in the Borderplex region.

WORKFORCE
SOLUTIONS BORDERPLEX
A proud partner of the americanjobcenter network

 borderplexjobs.com

JANUARY 2026 LABOR MARKET REVIEW

SOURCES

Labor Market & Career Information, Texas Workforce Commission January 2026, JobsEQ January 2026, Bureau of Labor Statistics May 2024, US Census 2024.

To access previous reports, please visit our website: [Labor Market Reviews](#)

Equal Opportunity Employer/Program. Auxiliary aids and services are available upon request to individuals with disabilities. Relay Texas: 711 (Voice) or 1-800-735-2989 (TTY). Funded by all or in part of, the Department of Labor/ETA WIOA Formula Grants and Wagner-Peyser; the Department of Health and Human Services TANF and Child Care Development Fund; and the Food and Nutrition Service SNAP Employment & Training.

Igualdad de oportunidades de Empleo/Programas. Equipo auxiliar y servicios de apoyo están disponibles para personas con discapacidad al ser requeridos. Relay Texas: 711 (Voz) o 1-800-735-2989 (TTY). Este documento contiene información importante sobre los requisitos, los derechos, las determinaciones y las responsabilidades del acceso a los servicios del sistema de la fuerza laboral. Hay disponibles servicios de idioma, incluida la interpretación y la traducción de documentos, sin ningún costo y a solicitud.

