

Technical Data

Applicable Infusion Set	1ml/15d, 1ml/19d, 1ml/20d, 1ml/60d,
Infusion Rate	ml/h mode: 0.1 ~ 2000ml/h drop/min mode: 1 ~ (400ml/h*d/60) d/min
Unit Conversion	Conversion between drop/min and ml/h.
Bolus Rate & VTBI (Volume to be infused)	Bolus rate: 0.1 ~ 1500ml/h VTBI: 0.1 ~ 50ml
FF Rate & VTBI	FF rate: 0.1 ~ 2000ml/h VTBI: 0.1 ~ 9999.99ml
KVO Rate & VTBI	KVO rate: 0.1 ~ 5.0ml/h VTBI: 0.1 ~ 1ml
VTBI	0.1 ~ 9999.99ml
Cumulative Infusion Volume	0.01 ~ 9999.99ml
Rate Accuracy	Rate \geq 1ml/h: $\leq \pm 3\%$ (after calibration) Rate $<$ 1ml/h: $\leq \pm 5\%$ (after calibration)
Occlusion Pressure	13 occlusion pressure levels
Air Bubble Size	6 levels (25 μ l, 50 μ l, 100 μ l, 250 μ l, 500 μ l, 800 μ l)
Alarms Information	Near infusion finished, infusion finished, standby task finished, up occlusion, down occlusion, door open, air bubble, forgotten operation, battery low, battery empty, abnormal running state, equipment failure, power fault, unmatched infusion set, replace infusion set, drop sensor is pulled out, empty bottle etc.
Prompts	Parameter overrun, infusion start, AC power has been pulled out, speed overrun, installation error, maintenance cycle
Power Source	Three options for power supply First: 100~240VAC, 50/60Hz; Second: Inserted Li battery 11.1V, capacity \geq 2600mAh; After the battery is fully charged, it can be used for infusion pump to work continuously for more than 7h at a rate of 25ml/h and for more than 5h at a rate of 2000ml/h. Third: External DC 15V power supply
Drug Library	Up to 1000 drugs are provided.
Dimensions	248mm (L) x 183mm (W) x 83mm (H)



Sunfusion[®] Infusion Pump Semi-2|Erch-6|Anim-8



Scan to know more



BYOND 比扬医疗

Service call: +86 17352837131
Email: sandy@csbeyond.com
Add: Beyond Zone, Lijiacun Rd, Xueshi Street,
Yuelu District, 410208 Changsha, China

BYOND 比扬

Pioneer in Life Science

Sunfusion[®] Infusion Pump



Semi-2



Erch-6



Anim-8

Innovative design Better sensibility

> UI Design



- Brand-new appearance, small and lightweight, design as portable;
- 3.5" colorful touchscreen to display various information on one page;

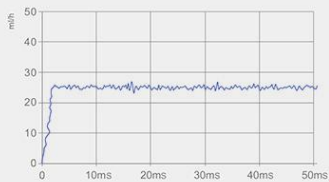
> High-quality PBT Enclosure



- High-quality PBT enclosure, which makes medical disinfection and cleaning convenient;
- Multi - and Across - combination of syringe pump and infusion pump are enabled by Slide guide and lock catch design, which is safe and practical.

Intelligent safety More care

> Fast Start

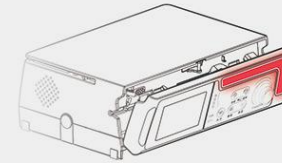


- 9 infusion modes are able to satisfy various clinical needs;
- 10 levels for forgotten operation time are selectable to suit diverse clinical situations;
- Dynamical pressure monitoring with 13 occlusion levels to protect patient's safety every single second.




- Rate are adjustable during running state;
- Tube fatigue recoup function is designed to recoup insufficient flow volume during long time use.

> Dynamic Alarm Instructions



- Intuitively demonstrate operation instructions by the application of Smart Alarm System.
- Maintenance cycle is settable to prevent users from forgetting regular calibration.



Precision



Rate



Bubbles Size



High IP Level

Features



Auto-lock Screen

Up to 11 levels time setting; Prevention for operation errors.



Night Mode

Design for nighttime safe operation.



Dual CPU

Guarantee for safe work.



System Self-test

System self-test is conducted every time turning on, including alarm indicator, volume, pressure, air bubbles, etc; Safeguard for every-time use



Human Voice Alarm

Exclusive technology; Combination of human voice, readable words and visual light alarm; 8 volume levels are available.



WLAN Function

Capable of communicating with information management system; Remotely monitor patient's condition in real time.



History Record Cassette

Up to 2000pcs records, including operation, alarm and modification; Trackable treatments are ensured.



Certification

Certified by TÜV Rheinland and EN ISO13485 : 2016

