



proaudio
Catalogue 2024

Are you mixing with the right company?



Index

ABM-115H-EVO IV-PRO NEO	<u>06</u>
ABM-210H-EVO IV-PRO NEO	<u>08</u>
ABM-410H-EVO IV HEAD	<u>10</u>
ABM-300-EVO IV HEAD	<u>12</u>
ABM-600-EVO IV HEAD	<u>14</u>
ADM-TP	<u>16</u>
ADM-TP-WHITE	<u>18</u>
CTM-30 LITTLE STUBBY	<u>20</u>
ORIGIN-H1	<u>22</u>
RM-115T-EVO II	<u>24</u>
RM-210T-EVO II	<u>26</u>
RM-414T-EVO II	<u>28</u>
RM-500-EVO II-HEAD	<u>30</u>
RM-800-EVO II-HEAD	<u>32</u>
STUDIO-JNR	<u>34</u>
STUDIO-8	<u>36</u>
STUDIO-10	<u>38</u>
STUDIO-12	<u>40</u>
STUDIO-15	<u>42</u>
STUDIO-210	<u>44</u>
STUDIO-MINIRIG	<u>46</u>
TW-STUDIO-10	<u>48</u>
TW-STUDIO-12	<u>50</u>
TW-STUDIO-15	<u>52</u>

Company history



IT ALL STARTED BACK IN 1997...

The year was 1997, and the Ashdown Bass Amp rig was about to make its mark on the world's biggest stages alongside some of the most renowned bands of our time. With a rich history spanning over two decades, Ashdown has firmly established itself as a prominent player in the realm of "Rock 'n' Roll" history, dedicated to delivering exceptional bass tone both on stage and in the studio.

However, the story of Ashdown begins even before its inception in 1997. The founder of the company, Mark Gooday, had already made significant strides in the bass amp industry as the managing director of Trace Elliot for 12 years. Gooday's deep-rooted passion for bass amps and his keen eye for design and attention to detail played a pivotal role in establishing Ashdown as a global leader in amplifiers.



With a wealth of experience and a head full of new ideas, Gooday embarked on the journey of bringing Ashdown Engineering to life. But instead of diving headfirst into the design process, he sought feedback from some of the world's most respected bass players, including John Entwistle of The Who, Mark King of Level 42, and JJ Burnel of The Stranglers.

Drawing inspiration from the invaluable comments of these trusted advisors, Gooday focused his efforts on creating a new breed of bass amp. He envisioned a product that combined superior tone, unmatched power, and tour-grade performance within a meticulously engineered and uniquely styled package.

Thus, the ABM (Ashdown Bass Magnifier) was born, setting new benchmarks in tonal flexibility, power, and reliability. Originally named Klystron Bass Magnifier, a nod to a scene from Gooday's favorite movie, *Flash Gordon*, where Doctor Zarkoff exclaims, "Turn up the Klystron Magnifier," the ABM amps captured the essence of immense power depicted in the film. Gooday, along with his wife Jane, son Dan, and daughter Daisy, built these early units in the evenings within the confines of their living room while he visited dealers and artists during the day.

It didn't take long for the word to spread about these remarkable amplifiers.

The response to the first ABM models was overwhelmingly positive, finding favor with renowned bassists worldwide. The iconic Ashdown trademark VU meter soon adorned bass amps on major tours, becoming synonymous with the brand. John Entwistle of The Who, impressed by the sound, became an early advocate for Ashdown. The unwavering support from bassists around the globe propelled Ashdown into the global name it is today, and the momentum only continued to grow.

Expanding its product range, Ashdown stayed true to its core vision, providing better bass amplification solutions for players of all levels, from beginners to gigging semi-pros and leading artists. The company's unwavering focus on design and innovation is evident in its product lineup, encompassing tube and hybrid amps and combos, practice amps, FX pedals, and a range of studio reference monitors developed through a yearlong R&D project. In 2017, Ashdown pushed its boundaries further by launching Meters Music, a separate entity dedicated to designing and engineering consumer electronics. Meters offers a range of headphones and audio products that prioritize delivering music the way artists intended, gaining advocates like Stevie Wonder, Jimmy Page, and Johnny Depp.

Recognizing the significant appeal, Ashdown incorporated the vintage, illuminated VU meter at the heart of Meters Headphones' distinctive design, giving the brand its name and positioning it as a fusion of audiophile performance and visual appeal.

As 2022 marked Ashdown's 25th anniversary, it became evident that building a globally respected brand requires hard work, passion, and determination. Even after a quarter-century, Mark Gooday and his team continue to strive for growth, constantly learning, evolving, and taking the Ashdown brand to new heights.

Leading the charge in product development is Mark's son, Dan Gooday, accompanied by electronics engineer Dave Green. With his upbringing deeply intertwined with the industry, Dan possesses incredible insights into the world of the hard-working bass player. From website development to product design and artist photography and videos, Dan is responsible for much of what you see from Ashdown & Meters. Supported by a talented team, including Joe Branton leading the marketing and content strategies and Georgina Tanswell-Lowe handling coordination, Ashdown continues to thrive.

The Ashdown team comprises eight individuals who live and breathe their work. From sales to service and production to R&D, each member contributes to the brand's success. Chris Bates heads the sales team, and Guy Morell, a veteran since 2001, plays a formidable role. At the heart of operations are the Greens, Dave and his partner Joe, who painstakingly handpopulate all the UK-built PCBs with love, care, and devotion.



ABM-115H-EVO IV-PRO NEO



Our NEW PRO NEO BLUE LINE 15" speaker is efficient in its design to ensure it delivers a full range of frequencies as a stand alone cabinet but yet compliment an additional cabinet to bolster your stage presence. Rated at 300 watts at 8 Ohms the ABM-115H PRO NEO is a fantastic addition to the line up.

Based on what we have learned over the years we decided to take the NEO speaker back to the drawing board, we have designed a number of custom drivers in the past but generally steered clear of using neodymium magnets in favour of our friendly but heavy ferrite magnet, now given the opportunity to go back to the drawing board with our acoustic engineers and testing facilities we have created 3 stunning all new BLUE LINE PRO NEO speakers a 10, 12 and 15".

Pairing the tens into an all-new poplar ply designed enclosure with an interchangeable grill (a cloth grill option is available in Silver or Red). Braced and wadded to ensure no unwanted resonant frequencies the ABM-115H PRO NEO is a 300 watt powerful compact cabinet featuring a three way variable high frequency horn selectable via the 3 way rocker switch located on the universal Ashdown back plate on the rear of the cab. Sealed to deliver powerful attack and clear definition as well as lower bass frequencies.

SPECIFICATIONS:

Size: H: 514mm(inc feet) W: 501mm D: 342mm

Weight: 14.8kg

Watts: 300

Impedance: 8 Ohms

Speakers: 1 x 15" BLUE LINE PRO NEO

Horn: 3 Way Variable HF Driver



ABM-210H-EVO IV-PRO NEO



Our NEW PRO NEO BLUE LINE 15" speaker is efficient in its design to ensure it delivers a full range of frequencies as a stand alone cabinet but yet compliment an additional cabinet to bolster your stage presence. Rated at 300 watts at 8 Ohms the ABM-115H PRO NEO is a fantastic addition to the line up.

Based on what we have learned over the years we decided to take the NEO speaker back to the drawing board, we have designed a number of custom drivers in the past but generally steered clear of using neodymium magnets in favour of our friendly but heavy ferrite magnet, now given the opportunity to go back to the drawing board with our acoustic engineers and testing facilities we have created 3 stunning all new BLUE LINE PRO NEO speakers a 10, 12 and 15".

Pairing the tens into an all-new poplar ply designed enclosure with an interchangeable grill (a cloth grill option is available in Silver or Red). Braced and wadded to ensure no unwanted resonant frequencies the ABM-210H PRO NEO is a 300 watt powerful compact cabinet featuring a three way variable high frequency horn selectable via the 3 way rocker switch located on the universal Ashdown back plate on the rear of the cab. Sealed to deliver powerful attack and clear definition as well as lower bass frequencies.

SPECIFICATIONS:

Size: H: 514mm(inc feet) W: 501mm D: 342mm

Weight: 14.5kg

Watts: 300

Impedance: 8 Ohms

Speakers: 2 x 10" BLUE LINE PRO NEO

Horn: 3 Way Variable HF Driver



ABM-410H-EVO IV-CABINET



650W 4X10" BASS CABINET

The industry standard. Fill the stage with deep, punchy bass tones with the ABM-410H bass speaker cabinet. Built to last, the ABM-410H is constructed using high-end birch plywood, rugged covering, metal corners, and a custom steel grille. Custom-designed 10" Blue Line speakers provide a fat, wide-range sound with tons of punch and power. From small venues to large clubs to massive stadium gigs, the ABM-410H bass speaker cabinet is ready to rock.

Custom-designed BlueLine speakers deliver clear defined bass

We created our own custom speakers for the ABM series cabinets. The ABM-410H houses four 10" BlueLine series speakers plus a switchable (Hi, Low or off) horn tweeter to give complete control over the high end. These speakers deliver the power, transparency and deep low end you need without giving up the mid attack and high end you need for modern bass tones. No matter what type of gig you have, the ABM-410H is ready for action.

Bass equipment that's built to last

The ideal combination of function and class, ABM Series cabinets are tour proven night after night by some of the biggest bands in the world.

Featuring tough construction and reliable components ABM cabinets will take whatever is thrown at them night after night.

New for EVO IV is the inclusion of integral wheels and a top mounted recessed handle for easy transportation. Take the professional quality of Ashdown ABM with you wherever you go with the ABM-410H bass cabinet.

SPECIFICATIONS:

Power Handling - 650 Watts

Speaker Configuration - 4 x 10" with Horn

Impedance - 8 Ohm

Frequency Response - 30Hz - 20 kHz

SPL - 103dB 1W @ 1m

H x W x D (mm) - 673 x 603 x 444

Weight (kg) - 36.8



ABM-300-EVO IV HEAD



Variable Valve Drive Plus - from zero to rock hero!

Our Variable Valve Drive preamp section has also been upgraded in EVO IV. Delivering more current to the 12AX7 tube enables more drive and harmonic content than ever before, enabling players to dial in a sound from pristine clean, to the fattest, fullest bass overdrive currently available. The Drive level can be preset and kicked in and out via footswitch, providing access to a huge range of clean, warm and overdriven tones.



The best EQ in the business, just got better!

Bassists plugging into EVO IV will be greeted straight away by the flickering of the new Input VU meter, allowing them to quickly find the sweet spot for their instrument. From there, EVO IV features a sophisticated 9-band EQ, with familiar Bass, Middle and Treble controls and six sliders providing precision cut and boost at 100Hz, 180Hz, 340Hz, 1.3KHz, 2.6KHz and 5KHz. The EQ can be switched in via footswitch taking the player from a flat fretless sound to their favourite EQ setting instantly. The NEW 9-band EQ is a revelation of sonic perfection and will surprise older ABM users.



One knob compressor

Other ABM favourite features are retained in EVO IV, including Ashdown's famous One Knob Dynamic Compressor sub octave note for huge bass tones. Kick it in and this simple to use, great sounding compressor delivers a powerful, even sound, guaranteed to help your bass fill out any mix.

Sub-Harmonic Generator

Once heard - never forgotten. The ABM Sub-Harmonic generator adds an octave below the notes being played bringing fullness to any bass part. The Sub level is independently controllable, letting you dial in anything from a subtle hint of deep bass to a full-on subterranean funk.

Immediately identifiable on stages around the world thanks to its glowing VU meter. Over the past 20 years the Ashdown ABM range has become the industry standard for bass players in pursuit of real bass tone, power, versatility and tour proven reliability.

Whether live or in the studio ABM has become relied upon by many of the highest profile bassists in the world. Now in its fifth incarnation, ABM EVO IV pairs class-leading preamp sophistication with updated powerhouse performance and an all-new 9-band EQ - available in three head versions rated at 300W, 600W and 1200W.

The ABM 300 EVO IV teams the ABM preamp with a powerful 300 watt power stage perfect for filling the stages of clubs and mid sized venues.

SPECIFICATIONS:

- Power Output - 300 Watts
- Power Requirement - 115-230 Volts
- Speaker Outputs - 2 x Neutrick Jack/Speakon outputs
- Frequency Response - -3dB @ 17Hz und 30KHz
- High Instrument Input - Impedance 3.9m Ohms, input range 150mV
- Low Instrument Input - Impedance 10k Ohms, input range 300mV - 40V p-p
- Line Input - Impedance 22k Ohms, input level 0dBu nominal
- DI Output - 600 Ohm balanced, Level 0dBu nominal
- Tuner Output - Impedance 22k Ohms, Level 0dBu nominal
- Impedance - Minimum 4 Ohms
- Effects Send - Impedance 22k Ohm, Level 0dBu nominal
- Effects Return - impedance 22k Ohms, Input Level 0dBu Nominal
- Pre Amp Tubes - 1 x 12AX7
- H x W x D (mm) - 146 x 488 x 336
- Weight (kg) - 12.5



ABM-600-EVO IV HEAD



Variable Valve Drive Plus - from zero to rock hero!

Our Variable Valve Drive preamp section has also been upgraded in EVO IV. Delivering more current to the 12AX7 tube enables more drive and harmonic content than ever before, enabling players to dial in a sound from pristine clean, to the fattest, fullest bass overdrive currently available. The Drive level can be preset and kicked in and out via footswitch, providing access to a huge range of clean, warm and overdriven tones.



The best EQ in the business, just got better!

Bassists plugging into EVO IV will be greeted straight away by the flickering of the new Input VU meter, allowing them to quickly find the sweet spot for their instrument. From there, EVO IV features a sophisticated 9-band EQ, with familiar Bass, Middle and Treble controls and six sliders providing precision cut and boost at 100Hz, 180Hz, 340Hz, 1.3KHz, 2.6KHz and 5KHz. The EQ can be switched in via footswitch taking the player from a flat fretless sound to their favourite EQ setting instantly. The NEW 9-band EQ is a revelation of sonic perfection and will surprise older ABM users.



One knob compressor

Other ABM favourite features are retained in EVO IV, including Ashdown's famous One Knob Dynamic Compressor sub octave note for huge bass tones. Kick it in and this simple to use, great sounding compressor delivers a powerful, even sound, guaranteed to help your bass fill out any mix.

Sub-Harmonic Generator

Once heard - never forgotten. The ABM Sub-Harmonic generator adds an octave below the notes being played bringing fullness to any bass part. The Sub level is independently controllable, letting you dial in anything from a subtle hint of deep bass to a full-on subterranean funk.

Immediately identifiable on stages around the world thanks to it's glowing VU meter. Over the past 20 years the Ashdown ABM range has become the industry standard for bass players in pursuit of real bass tone, versatility, power and tour proven reliability.

Whether live or in the studio ABM has become relied upon by many of the highest profile bassists in the world. Now in its fifth incarnation, ABM EVO IV pairs class-leading preamp sophistication with uprated powerhouse performance and an all-new 9-band EQ - available in three head versions rated at 300W, 600W and 1200W.

The ABM 600 EVO IV head teams the ABM preamp with a gut-rumbling 600W power stage.

SPECIFICATIONS:

- Power Output - 600 Watts
- Power Requirement - 115-230 Volts
- Speaker Outputs - 2 x Jack/Speakon outputs
- Frequency Response - -3dB @ 17Hz und 30KHz
- High Instrument Input - Impedance 3.9m Ohms, input range 150mV
- Low Instrument Input - Impedance 22k Ohms, input level 0dBu nominal
- Line Input - Impedance 22k Ohms, input level 0dBu nominal
- DI Output - 600 Ohm balanced, Level 0dBu nominal
- Tuner Output - Impedance 22k Ohms, Level 0dBu nominal
- Effects Send - Impedance 22k Ohm, Level 0dBu nominal
- Effects Return - Impedance 22k Ohms, Input Level 0dBu Nominal
- H x W x D (mm) - 146 x 489 x 336
- Weight (kg) - 12.5



ADM-TP-BLACK



The minuscule but mighty Tone Pocket is a premium bass headphone amplifier designed for home practice, studio and even stage applications.



With a host of practical features including a comprehensive 3 band EQ(+/- 15db on each band)for effective tone sculpting, line input (to connect to your smart phone or music player). Analog to Digital conversion via the mini USB 2.0 output for direct recording into your favourite DAW with no latency. 48K / 44.1KHz sampling rate for both playback and recording gives crystal clear audio, plus a balanced line out so you can even connect directly to a PA. Lastly a 9v rechargeable battery allows 2 hours playing time between charges.

From the top, the Tone Pocket is the answer to all of your practice/recording interface needs.

USB recording

The well-equipped rear panel of the Tone Pocket features a USB recording output for use with your favourite DAW, recorded with the truest digital conversion. When active, the USB socket also doubles as a charger for desktop use, keeping the unit charged via USB 5.1v -2.1A. (More charging options below)

2 Hours Play Time

The Tone Pocket is powered by a rechargeable 9v battery (which can be changed if required), providing approx. 2 hours playing time.

The unit comes supplied with its own power supply for mains charging.

Simple EQ. Bold Tone

The Tone Pocket enhances the sound of your music delivered via your smart phone, offering more power with increased clarity and tone.

The simple yet powerful rotary 3-band EQ controls the Bass, Mids & Highs, offering +/- 15dB on each band.

Balanced Line Output

The Tone Pocket 's balanced line output (on the rear) of the allows for connection to an amplifier or PA system.

Small, yet tough

Measuring in at 26mm (H) 108mm (W) and 95mm (D), The Tone Pocket fits perfectly in your back pocket, in your gig-bag or sat on your desktop.

The Tone Pocket is constructed with a light weight black anodised alloy, ensuring durability and offering sleek looks with diamond polished detailing.



ADM-TP-WHITE



The minuscule but mighty Tone Pocket is a premium bass headphone amplifier designed for home practice, studio and even stage applications.



With a host of practical features including a comprehensive 3 band EQ(+/- 15db on each band)for effective tone sculpting, line input (to connect to your smart phone or music player). Analog to Digital conversion via the mini USB 2.0 output for direct recording into your favourite DAW with no latency. 48K / 44.1KHz sampling rate for both playback and recording gives crystal clear audio, plus a balanced line out so you can even connect directly to a PA. Lastly a 9v rechargeable battery allows 2 hours playing time between charges.

From the top, the Tone Pocket is the answer to all of your practice/recording interface needs.

USB recording

The well-equipped rear panel of the Tone Pocket features a USB recording output for use with your favourite DAW, recorded with the truest digital conversion. When active, the USB socket also doubles as a charger for desktop use, keeping the unit charged via USB 5.1v -2.1A. (More charging options below)

2 Hours Play Time

The Tone Pocket is powered by a rechargeable 9v battery (which can be changed if required), providing approx. 2 hours playing time.

The unit comes supplied with its own power supply for mains charging.

Simple EQ. Bold Tone

The Tone Pocket enhances the sound of your music delivered via your smart phone, offering more power with increased clarity and tone.

The simple yet powerful rotary 3-band EQ controls the Bass, Mids & Highs, offering +/- 15dB on each band.

Balanced Line Output

The Tone Pocket 's balanced line output (on the rear) of the allows for connection to an amplifier or PA system.

Small, yet tough

Measuring in at 26mm (H) 108mm (W) and 95mm (D), The Tone Pocket fits perfectly in your back pocket, in your gig-bag or sat on your desktop.

The Tone Pocket is constructed with a light weight black anodised alloy, ensuring durability and offering sleek looks with diamond polished detailing.



CTM-30 LITTLE STUBBY



The CTM-30 Little Stubby marks the next developmental leap in the Ashdown valve bass amplification bloodline. Improved tone, features, portability and versatility make the Little Stubby a new icon in the all-valve bass amplification market.



The CTM-30 Little Stubby is the next step in the iconic Ashdown CTM(Classic Tube Magnifier) bloodline.

All valve(tube) bass amps are truly special, known for their warmth, punch and harmonic richness that solid state amplifiers can rarely achieve. The trade off is that traditionally valve amps are big, heavy and cumbersome.

An evolutionary step forwards from the classic LB 30/CTM 30 the Little Stubby pushes the rules of valve amplification design to the limits in a never before seen highly compact package that breaks away from the traditionally unwieldy amplifiers of years gone by.

Producing 30 watts of inspirational all valve bass tone from 4 x EL84 output valves the Little Stubby is all about purity of tone combined with real world versatility. The input gain and master volume allow for deep clean tones through to hugely overdriven contemporary tones and all points in between.

However, the heart of this amp is the unique Feedback control which allows the complete character of the amp to be changed and fine tuned from old school vintage valve amp tones at one end through to tighter more mid heavy modern tones at the other. This combined with the well considered three band EQ gives almost limitless tonal variations. FX send and return continue the sonic purity and allow the players favourite modulation/time-based effects to be sent straight into the power amp.

SPECIFICATIONS:

- Weight - 9.1kgs (26lbs)
- Size(mm) - H - 95 W - 400 D - 235
- Valve driven and recovered effects loop
- Transformer isolated and derived DI
- Hand wound transformers
- 4 x JJ EL-84 output valves
- Independent gain and master volume controls
- High sens Nominal 100mV @1Mohms Impedance (Suitable for passive instr.)
- Low sens Nominal 300mV @ 22k impedance (suitable for Active instruments)
- Totally passive 3 band EQ
- Feedback control
- Output power 30 watts continuous
- 1 x ECC81, 1 X ECC82, 2 x ECC83 preamp valves
- Zero negative feedback
- Steel chassis construction
- Self biasing



ORIGINAL HD-1



The OriginAL is a rugged little go-getter, using scuff proof paint over its steel & alloy chassis. Retaining a nice yet practical weight to it, with quality feeling control pots, The OriginAL is built to last a lifetime. Offered with a 5 year warranty, The OriginAL comes complete with auto protect voltage for global touring musicians and an adaptive temperature controlled fan for road and studio use.

Simple yet Powerful EQ

With the signal at its optimal level, you then hit a defined set of features designed enhance your tone. The OriginAL features a tried and tested 5-band EQ, controlling your traditional bass, middle and treble with a lo-mid and hi-mid sitting comfortably either side of the variable middle control. The additional Shape control further sculpts your tone, lifting the frequencies that really count - like a smiley face on a graphic equalizer.



300 WATT MINI BASS HEAD

This lightweight, portable and stripped back bass amp head provides Ashdown tone in a gig ready, highly versatile yet affordable package.

Perfect for the bassist who wants the convenience of a highly portable bass amp with straightforward but powerful control. At less than 2.5kg/7lbs the OriginAL makes transportation a breeze. And then dialing in your tone is even easier. The 5-band EQ boasts intuitive control for bass, middle, and treble, as well as hi- and lo-mid knobs. The front-facing effects loop and XLR DI output are another tip of the hat to modern conveniences.

With its ample power, great sound, tiny footprint and player-friendly features, the Ashdown OriginAL head is well worth your attention.

Tonally Connected

The output control regulates the output volume of the amp and wrapping up the features on the front panel is an easy to reach DI output, as well as an independent FX send and return, which allows the amp to set a very clear signal path with no interruptions.

Ready for the Road

The OriginAL is a rugged little go-getter, using scuff proof paint over its steel & alloy chassis. Retaining a nice yet practical weight to it, with quality feeling control pots, The OriginAL is built to last a lifetime. Offered with a 5 year warranty, The OriginAL comes complete with auto protect voltage for global touring musicians and an adaptive temperature controlled fan for road and studio use.

SPECIFICATIONS:

- Power Output - 300 Watts
- Power Requirement - 115-230 Volts
- Speaker Outputs - 2 x Jack Outputs
- High Instrument Input - Impedance 3.9m Ohms, input range 150mV - 20mV p-p
- Low Instrument Input - Impedance - 1M Ohms, input range 150mV to 10 V p-p
- Line Input - Impedance 10k Ohms, input range 300mV - 40V p-p
- DI Output - 600 Ohm balanced / Level -20dBu nominal
- Impedance - Minimum 4 Ohm
- Signal to noise - Better than 80dB (EQ flat)
- EQ - Bass +/-15dB @ 100Hz, Lo Mid +/-15dB @ 220Hz, Middle +/-15dB @ 660Hz, Hi Mid +/-15dB @ 1.6kHz, Treble +/-15dB @ 7kHz
- Effects Send - Impedance 22k Ohm / Level 0dBu nominal
- Effects Return - Impedance 22k Ohm / Level 0dBu nominal
- H x W x D - 89 x 22 x 209
- Weight (kg) - 1.8



RM-115T-EVO II

SUPER LIGHTWEIGHT BASS CABINET



300W 1 X 15" CABINET - 8 OHM WITH TWEETER

Weighing in at just 15kg/33lbs Ashdown Rootmaster EVO II 115T delivers a punchy 300 watts at 8 ohms through its single White Line Ashdown 15" speaker designed to deliver exceptional attack, clarity and low-end performance whilst standing out from the crowd with its distinctive high quality finish, coupled with a dramatic reduction in weight.

Tonally, the compact design maintains the low-end response with a more dynamic punchy mid range. The addition of the tweeter provides extra high end and can be adjusted either to either hi, low or off with the three way tweeter switch depending on the player's preference.

The Rootmaster EVO II cabinets are carefully constructed from light-weight ply to cut down on weight without risk to the signature Ashdown sound. Weight saving construction is paired with mindful design features such as a top mounted bar handle for ease of transport and easy stacking and genuine Neutrik Jack/Speakon combi jacks. Lastly the cabinet is finished in Buffalo Tolex with metal corners, a black cloth grill for a durable finish that truly stands out from the crowd.

SPECIFICATIONS:

Power Handling - 300 Watts
Speaker Configuration - 1 x 15 + HF Unit
Speaker Outputs - Jack or Speakon
Impedance - 8 Ohms
H x W x D (mm) - 508 x 463 x 343
Weight (kg) - 15.1



RM-210T-EVO II

SUPER LIGHTWEIGHT BASS CABINET



The Rootmaster EVO II 210T delivers a punchy 300 watts at 8 ohms through its dual White Line Ashdown 10" speakers designed to deliver exceptional attack, clarity and low-end performance whilst standing out from the crowd with its distinctive high-quality finish

300W 2 X 10" CABINET - 8 OHM WITH TWEETER

Weighing in at just 15.5kg/34lbs Ashdown Rootmaster EVO II 210T delivers a punchy 300 watts at 8 ohms through its dual White Line Ashdown 10" speakers designed to deliver exceptional attack, clarity and low-end performance whilst standing out from the crowd with its distinctive high quality finish, coupled with a dramatic reduction in weight.

Tonally, the compact, sealed design maintains the low-end response with a more dynamic punchy mid range. The addition of the tweeter provides extra high end zing and can be adjusted either to hi, low or off with the three way tweeter switch depending on the player's preference.

The Rootmaster EVO II cabinets are carefully constructed from light-weight ply to cut down on weight without risk to the signature Ashdown sound. Weight saving construction is paired with mindful design features such as a top mounted bar handle for ease of transport and easy stacking and genuine Neutrik Jack/Speakon combi jacks. Lastly the cabinet is finished in Buffalo Tolex with metal corners, a black cloth grill for a durable finish that truly stands out from the crowd.


SPECIFICATIONS:

Power Handling - 300 Watts
Speaker Configuration - 2 x 10 + HF Unit
Speaker Outputs - Jack or Speakon x 2
Impedance - 8 Ohms
H x W x D (mm) - 501 x 463 x 336
Weight (kg) - 15.5



RM-414T-EVO II

SUPER LIGHTWEIGHT BASS CABINET



600W 4 OHM 4 X 10 + TWEETER BASS CABINET

Weighing in at just 25.7kg/56lbs thanks to its all new compact and lightweight construction the Ashdown Rootmaster EVO 414T produces up to 600 watts of classic Ashdown sound through its four robust custom designed 10" speakers.

The RM EVO 414T brings the bass to the front of the mix with comfort and ease and stands out from the crowd with its distinctive, high quality finish. Cut the weight not the tone.

Ashdown Rootmaster EVO cabinets are now constructed using lightweight plywood and are loaded with custom designed Ashdown White Line speakers for exceptional attack, clarity and low-end performance.

The addition of the tweeter provides extra high end and can be adjusted either to either hi, low or off with the three way tweeter switch depending on the player's preference.

SPECIFICATIONS:

Power Handling - 600 Watts
Speaker Configuration - 4 x 10 + HF Unit
Frequency Response - 60Hz - 20kHz
Impedance - 4 Ohms
H x W x D (mm) - 615 x 603 x 336
Weight (kg) - 25.7




RM-500-EVO-II-HEAD



Matt anodised alloy front panel

Ashdown have upgraded the amp's front panel with a matt anodised alloy finish, replacing the previous polished stainless steel. This simple, yet observant modification makes reading your amp settings that bit easier when placed under bright stage lighting.

No more reflective surfaces.



Simple, powerful EQ

The Rootmaster EVO series' pre amp now includes a passive and active input jack socket for use with high and low output instruments. The five-band rotary tone controls act with surgical precision to provide total control over your sound, while a shape switch instantly dials you in to a classic Ashdown tone setting, straight from the world-famous ABM.

One-knob Compression

Instantly adding warmth and body to your tone, this simple to use, great sounding compressor delivers a powerful, even sound to make sure your bass is smooth as silk and will fill out any mix.



For those seeking Ashdown tone, power and reliability without the weight the RM-500 EVO II is the solution. Perfect for small, medium and even larger shows when paired with the right cabinets.

Weighing in at just 2.1KG(4.6lbs) but boasting 500 watts of power, class leading quality and features. The Rootmaster EVO II range also now comes equipped with an on-board headphone preamp to allow for silent practice, which doubles up these gig-ready amplifiers as handy practice devices.

The pre amp includes a passive and active input jack socket for use with high and low output instruments, this sets a clear signal path to the input control enabling you to fine tune your input level using the trademark Ashdown VU meter. With the signal at its optimal level, you then hit the rich features designed enhance your tone, such as the shape button, 5-band EQ and on-board compressor. The drive control, as always delivers a delectable valve emulated over-drive, whilst the sub harmonic controls add further fatness to your tone - both can be foot-switched via an FS 2 foot-switch (sold separately).

Rootmaster EVO II heads also features a handy mute button. What's even cooler is when switched to mute, the trademark Ashdown Engineering VU meter changes from orange to cool blue - creating the perfect on stage mood lighting between sets.

SPECIFICATIONS:

- Power Output - 500 Watts
- Power Requirement - 115-230 Volts
- Speaker Outputs - 2 x Neutrik Speakon/Jack outputs
- Frequency Response - -3dB @ 17Hz und 30KHz
- High Instrument Input - Impedance 3.9m Ohms, input range 150mV
- Low Instrument Input - Impedance 10k Ohms, input range 300mV -40V p-p
- Line Input - Impedance 22k Ohms, input level 0dBu nominal
- DI Output - 600 Ohm balanced, Level 0dBu nominal
- Tuner Output - Impedance 22k Ohms, input level 0dBu nominal
- Impedance - Minimum 4 Ohms
- Signal to noise - Better than 80dB (EQ flat)
- EQ - Bass +/-15dB @ 100Hz, Lo Mid +/-15dB @ 220Hz, Middle +/-15dB 2 660Hz, Hi Mid +/-15db @ 1.6kHz, Treble +/-15dB @ 7kHz shelving Deep +
- Effects Send - Impedance 22k Ohm, Level 0dBu nominal
- Effects Return - Impedance 22k Ohms, Input Level 0dBu Nominal
- Distortion - Less than 0.5% THD
- H x W x D (mm) - 86 x 314 x 235
- Weight (kg/lbs) - 2.1/4.6



RM-800-EVO II HEAD



Totally connected

If you want to use your favourite pedals or multi-effects, you'll find send and return sockets on the back panel, along with a DI output for direct injection into the PA mixer or recording console and a Line Input (with front panel level control) so you can jam along with a backing track in rehearsal.

A pair of Neutrik Jack/Speakon sockets with a minimum 4 ohm load provides flexible partnering options with a dedicated range of Rootmaster EVO cabinets. The Rootmaster 800 EVO II can be used to power a single 8 ohm cabinet, a pair of 8 ohm cabinets or a single 4 ohm cabinet.



Overdrive & Sub

With footswitchable flexibility, our tube-emulated overdrive can take your core bass sound and push it into warm overdrive through to distorted filth whenever you need to add extra grind and girth to your tone.

Bringing extra depth and definition to your bass parts, the Sub-Harmonic Generator lets you dial in a sub-octave and kick it in via footswitch whenever you need the extra depth for those super-heavy Godzilla moments.



For those playing larger stages seeking huge headroom, Ashdown tone and reliability without the weight the RM-800 EVO II is the solution.

Weighing in at just 2.6KG(5.5lbs) but boasting 800 watts of power, class leading quality and features. The Rootmaster EVO II range also now comes equipped with an on-board headphone preamp to allow for silent practice, which doubles up these gig-ready amplifiers as handy practice devices.

The pre amp includes a passive and active input jack socket for use with high and low output instruments, this sets a clear signal path to the input control enabling you to fine tune your input level using the trademark Ashdown VU meter. With the signal at its optimal level, you then hit the rich features designed enhance your tone, such as the shape button, 5-band EQ and on-board compressor. The drive control, as always delivers a delectable valve emulated over-drive, whilst the sub harmonic controls add further fatness to your tone - both can be foot-switched via an FS 2 foot-switch (sold separately).

The Rootmaster 800 EVO II Head features a distinctive clear anodised alloy housing & chassis, an all new black anodised front panel and is the perfect choice for those who crave huge headroom in an ultra lightweight and portable package.

SPECIFICATIONS:

- Power Output - 800 Watts
- Power Requirements - 115-230 Volts
- Speaker Outputs - 2 x Neutrik Speakon/Jack outputs
- Frequency Response - -3dB @ 17Hz und 30KHz
- High Instrument Input - Impedance 3.9m Ohms, input range 150mV
- Low Instrument Input - Impedance 10k Ohms, input range 300mV - 405V p-p
- Line Input - Impedance 22k Ohms, input level 0dBu nominal
- DI Output - 600 Ohm balanced, Level 0dBu nominal
- Tuner Output - Impedance 22k Ohms, Level 0dBu nominal
- Impedance - Minimum 4 Ohms
- Signal to noise- Better than 80dB (EQ flat)
- EQ - Bass +/-15dB @ 100Hz, Lo Mid +/-15dB @ 220Hz, Middle +/-15dB @ 660Hz, Hi Mid +/-15dB @ 1.6kHz, Treble +/-15dB @ 7kHz shelving Deep +
- Effects Send - Impedance 22k Ohm, Level 0dBu nominal
- Effects Return - Impedance 22k Ohms, Input Level 0dBu Nominal
- Distortion - Less than 0.5% THD
- H x W x D (mm) - 89 x 311 x 235
- Weight (kg) - 2.5



STUDIO JNR



For bassists who wish to cut the weight not the tone allow us to introduce the NEW Ashdown Studio Range.

Weighing in an astonishing 5.5kgs (12.1lbs) the Studio Jnr is engineered from the ground up to be lightweight and portable whilst still delivering the heavyweight tone and versatility the world has come to expect from an Ashdown bass amplifier.

The incredibly stylish Studio Jnr delivers 15 watts of premium Ashdown tone through a Custom designed 8" speaker. Potent yet portable the Studio Jnr comes bursting with great features including 3 band EQ, headphone out, Line In and more.



Heavy duty tolex and chrome metal corners will keep the Studio Jnr protected and looking stylish for years to come.

The Studio Jnr has everything you need to establish great tone straight out of the box, with the EQ set at 12 O'clock the NEW Studio Range sounds as you would expect from an Ashdown, warm yet articulate.

Constructed using super lightweight ply and a lightweight speaker the Studio range really do cut the weight but not the tone.

SPECIFICATIONS:

Weight - 5.5kgs (12.1lbs)

Size(mm) H-330 W-304 D-203

3 Band EQ - Bass, Middle, Treble


1 x 8" Ashdown Speaker

Line Input

Headphone Out



STUDIO-8



For bassists who wish to cut the weight not the tone allow us to introduce the NEW Ashdown Studio Range.

Weighing in an astonishing 7.2kgs (15.8lbs) the Studio 8 is engineered from the ground up to be lightweight and portable whilst still delivering the heavyweight tone and versatility the world has come to expect from an Ashdown bass amplifier.

The incredibly stylish Studio 8 delivers 30 watts of premium Ashdown tone through a Custom designed 8" speaker. Potent yet portable the Studio 8 comes bursting with great features including 3 band EQ, headphone out, Line In and more.

A super lightweight, very loud and versatile combo suitable all bassists who want great tone on the move.



SPECIFICATIONS:

- Weight - 7.2kgs (15.8lbs)
- Size(mm) H-381 W-362 D-228
- 3 Band EQ - Bass, Middle, Treble
- 1 x 8" Ashdown Speaker
- Line Input
- Headphone Out
- Line Mix Control
- Speaker Mute Switch



STUDIO-10



For bassists who wish to cut the weight not the tone allow us to introduce the NEW Ashdown Studio Range.

Weighing in at just 8.5kgs (18.7lbs) the Studio 10 is engineered from the ground up to be astonishingly lightweight and portable whilst still delivering the heavyweight tone and versatility the world has come to expect from an Ashdown bass amplifier.

The incredibly stylish Studio 10 delivers 60 watts of premium Ashdown tone through a Custom designed 10" speaker. Potent yet portable the Studio 10 comes bursting with great features including built in valve emulated overdrive, headphone out, 5 band EQ, Line In and more.

A super lightweight, loud and versatile combo suitable for any bassist.

SPECIFICATIONS:

Weight - 8.5kgs (18.7lbs)
Size(mm) H-381 W-362 D-304
5 Band EQ - Bass, Low Mid, Middle, Hi-Mid Treble
1 x 10" Ashdown Speaker
Pre Shape
Valve Emulated Drive
Line Input
Headphone Out
Line Mix Control
Speaker Mute Switch



STUDIO-12



For bassists who wish to cut the weight not the tone allow us to introduce the NEW Ashdown Studio Range.

Weighing in an astonishing 11.7kgs (25.7lbs) the Studio 15 is engineered from the ground up to be lightweight and portable whilst still delivering the heavyweight tone and versatility the world has come to expect from an Ashdown bass amplifier.

The incredibly stylish Studio 15 delivers 300 watts of premium Ashdown tone through a Custom lightweight 15" NEO speaker. Potent yet portable the Studio 15 comes bursting with great features including foot switchable valve emulated overdrive, XLR DI, FX loop, headphone out, 5 band EQ, Line In and more.

A super lightweight, very loud and versatile combo suitable for not just practice and rehearsals but also small - medium gigs.

SPECIFICATIONS:

Weight - 11.7kgs (25.7lbs)

Size(mm) - H-558 W-457 D-368

5 Band EQ - Bass, Low Mid, Middle, Hi-Mid Treble

1 x 15" Ashdown Speaker + HF Unit

Pre Shape

Tweeter Mute Switch

Valve Emulated Drive

Line Input

Headphone Out

XLR DI Output

Footswitchable Drive



STUDIO-15



For bassists who wish to cut the weight not the tone allow us to introduce the NEW Ashdown Studio Range.

Weighing in at just 11.7kgs (25.8lbs) the Studio 12 is engineered from the ground up to be astonishingly lightweight and portable whilst still delivering the heavyweight tone and versatility the world has come to expect from an Ashdown bass amplifier.

The incredibly stylish Studio 12 delivers 120 watts of premium Ashdown tone through a Custom designed lightweight 12" speaker. Potent yet portable the Studio 12 comes bursting with great features including built in valve emulated overdrive, headphone out, 5 band EQ, Line In and more.

A super lightweight, loud and versatile combo suitable for practice, rehearsals and small gigs.

SPECIFICATIONS:

Weight - 11.7kgs (25.8lbs)
Size(mm) - H 508 - W 412 - D 355
5 Band EQ - Bass, Low Mid, Middle, Hi-Mid Treble
1 x 12" Ashdown Speaker
Pre Shape
Valve Emulated Drive
Line Input
Headphone Out
Line Mix Control
XLR Di Output
Footswitchable Drive



STUDIO-210



The Studio 210 takes its rich feature set from its 15" brother, 300 watts of premium Ashdown tone through Custom lightweight 2 x 10" NEO speakers.

Potent yet portable the Studio 210 comes bursting with great features including foot switchable valve emulated overdrive, XLR DI, FX loop, headphone out, 5 band EQ, Line In. It also features an additional external speaker output for use with an extension 8 ohm cab.

Going back to basics we leaned upon one our tried and tested EQ sections by way of the 5 BAND EQ featured across our Rootmaster and OriginAL ranges, this EQ opens up everything you need to establish a great tone straight out of the box, with everything at 12 O'clock the NEW Ashdown Studio 210 sounds as you would expect, warm yet articulate.

A super lightweight, very loud and versatile combo suitable for not just practice and rehearsals but also small - medium gigs.

SPECIFICATIONS:

Weight - 11.3kgs (24.9lbs)

Size(mm) - H-558 WD-457 D-368

5 Band EQ - Bass, Low Mid, Middle, Hi-Mid Treble

2 x 10" NEO Speaker + HF Unit

Pre Shape

Tweeter Mute Switch

Valve Emulated Drive

Line Input

Headphone Out

XLR DI Output

Footswitchable Drive

Speaker Output



STUDIO MINI-RIG



Building on the unprecedented success of our Ashdown Studio Range, the high-quality practice and gigable combos. We have added a new model to the line... The Studio MiniRig.

The Studio Mini Rig consists of a 250w amp head and matching 2 x 10" 4 Ohm Bass cab. Styled to match the range with a nod to the amps of old, after watching the Beatles HELP film, we fell in love with the old PA columns all over again which inspired us with this classic looking mini rig. Classic in looks but steeped in modern and much needed features.



Feature full

The Studio MiniRig takes its rich feature set from its 15" brother, 250 watts of premium Solid State Ashdown tone through custom 2 x 10" speakers. Potent yet portable the Studio MiniRig comes bursting with great features including foot switchable valve emulated overdrive, XLR DI, FX loop, headphone out for silent practice, 5 band EQ & Line Input.

Simple yet powerful

Going back to basics we leaned upon one of our tried and tested EQ sections by way of the 5 BAND EQ featured across our Rootmaster and OriginAL ranges, this EQ opens up everything you need to establish a great tone straight out of the box. With everything at 12 O'clock the NEW Ashdown Studio MiniRig sounds as you would expect, warm yet articulate.

Solid state power

This MiniRig might be small, but the 250watt solid state power section packs a punch through its 2 x 10" cab rated at 4 Ohm, tuned and paired to be perfectly loud enough for most gigs.

Responsibly designed

In a world of class D, stand out with solid state! Repairable down to component level for the next 25 years, solid state has been overlooked in recent years for the wish for light weight affordable solutions such as the plethora of class D options in the market today. Class D serves a purpose but we as a manufacturer have a responsibility to ensure our products/parts don't end up in landfill. Real honest power that will stand the test of time night after night... Responsibly designed is a statement we pride ourselves on.

SPECIFICATIONS:

Watts - 250 into 4 ohms min load

Speaker Configuration - 2 x 10

Controls - Pre Gain Drive, Bass, Hi Bass, Middle, Hi Middle, Treble, Volume, Shape

Inputs - Instrument (with active Pad) - FX Loop (TRS Jack) Line In

Headphone Output - Suits most headphones

DI - Fully Balanced Output

HEAD:

H x W x D (mm) - 170 x 400 x 300

Weight (kg) - 7.74

CABINET:

H x W x D (mm) - 690 x 400 x 350

Weight (kg) - 18

4 Ohms



TW-STUDIO-10



For bassists who wish to cut the weight not the tone allow us to introduce the Ashdown Studio-10 in vintage Tweed finish.

Weighing in at just 8.5kgs (18.7lbs) the Studio 10 is engineered from the ground up to be astonishingly lightweight and portable whilst still delivering the heavyweight tone and versatility the world has come to expect from an Ashdown bass amplifier.

The incredibly stylish Studio 10 delivers 60 watts of premium Ashdown tone through a Custom designed 10" speaker. Potent yet portable the Studio 10 comes bursting with great features including built in valve emulated overdrive, headphone out, 5 band EQ, Line In and more.

A super lightweight, loud and versatile combo suitable for any bassist.

Heavy duty Tweed covering and chrome metal corners will keep the Studio 10 protected and looking stylish for years to come.

The Studio 10 has everything you need to establish great tone straight out of the box, with the EQ set at 12 O'clock the Studio Range sounds as you would expect from an Ashdown, warm yet articulate.

Constructed using super lightweight poplar ply and a lightweight speaker the Studio 10 really does cut the weight but not the tone.

SPECIFICATIONS:

Weight - 8.5kgs (18.7lbs)

Size(mm) H-381 W-362 D-304

5 Band EQ - Bass, Low Mid, Middle, Hi-Mid Treble

1 x 10" Ashdown Speaker

Pre Shape

Valve Emulated Drive

Line Input

Headphone Out

Line Mix Control

Speaker Mute Switch



TW-STUDIO-12



For bassists who wish to cut the weight not the tone allow us to introduce the Ashdown Studio-12 in vintage Tweed finish.

Weighing in at just 11.3kgs (24.9lbs) the Studio 12 is engineered from the ground up to be astonishingly lightweight and portable whilst still delivering the heavyweight tone and versatility the world has come to expect from an Ashdown bass amplifier.

The incredibly stylish Studio 12 delivers 120 watts of premium Ashdown tone through a Custom designed lightweight 12" speaker. Potent yet portable the Studio 12 comes bursting with great features including built in valve emulated overdrive, headphone out, 5 band EQ, Line In and more.

A super lightweight, loud and versatile combo suitable for practice, rehearsals and small gigs.

Heavy duty Tweed and chrome metal corners will keep the Studio 12 protected and looking stylish for years to come.

The Studio 12 has everything you need to establish great tone straight out of the box, with the EQ set at 12 O'clock the Studio Range sounds as you would expect from an Ashdown, warm yet articulate.

Constructed using super lightweight poplar ply and a lightweight 12" speaker the Studio 12 really does cut the weight but not the tone.

SPECIFICATIONS:

Weight - 11.7kgs (25.8lbs)

Size(mm) - H 508 - W 412 - D 355

5 Band EQ - Bass, Low Mid, Middle, Hi-Mid Treble

1 x 12" Ashdown Speaker

Pre Shape

Valve Emulated Drive

Line Input

Headphone Out

Line Mix Control

XLR Di Output

Footswitchable Drive



TW-STUDIO-15



For bassists who wish to cut the weight not the tone allow us to introduce the Ashdown Studio Range in vintage Tweed finish.

Weighing in an astonishing 11.7kgs (25.7lbs) the Studio 15 is engineered from the ground up to be lightweight and portable whilst still delivering the heavyweight tone and versatility the world has come to expect from an Ashdown bass amplifier.

The incredibly stylish Studio 15 delivers 300 watts of premium Ashdown tone through a Custom lightweight 15" NEO speaker. Potent yet portable the Studio 15 comes bursting with great features including foot switchable valve emulated overdrive, XLR DI, FX loop, headphone out, 5 band EQ, Line In and more.

A super lightweight, very loud and versatile combo suitable for not just practice and rehearsals but also small - medium gigs.

Heavy duty Tweed and chrome metal corners will keep the Studio 15 protected and looking stylish for years to come.

The Studio 15 has everything you need to establish great tone straight out of the box, with the EQ set at 12 O'clock the Studio Range sounds as you would expect from an Ashdown, warm yet articulate.

Constructed using super lightweight poplar ply and a lightweight 15" NEO speaker the Studio 15 really does cut the weight but not the tone.

SPECIFICATIONS:

Weight - 11.7kgs (25.7lbs)

Size(mm) - H-558 W-457 D-368

5 Band EQ - Bass, Low Mid, Middle, Hi-Mid Treble

1 x 15" Ashdown Speaker + HF Unit

Pre Shape

Tweeter Mute Switch

Valve Emulated Drive

Line Input

Headphone Out

XLR DI Output

Footswitchable Drive



