

# **3** MATERIAL PROCESSING



**PERTH**  
(08) 9459 8600  
**KALGOORLIE**  
(08) 9021 8300

**ADELAIDE**  
(08) 8231 1513  
**NEWMAN**  
(08) 9175 1164

**DARWIN**  
(08) 8963 5621  
**MT ISA**  
(07) 4743 6458

✉ [sales@bendtechgroup.com.au](mailto:sales@bendtechgroup.com.au)  
🌐 [bendtechgroup.com.au](http://bendtechgroup.com.au)

2-10 Kewdale Road, Welshpool WA 6106




**MATERIAL PROCESSING****INDEX**

<b>CAPABILITY SNAPSHOT</b>	<b>///</b>	<b>3</b>
<b>BEND-TECH MATERIAL SUPPLY AND PROCESSING BENEFITS</b>	<b>///</b>	<b>4</b>
<b>5 AXIS TUBE LASER</b>	<b>///</b>	<b>5 - 6</b>
<b>FLAT BED LASER &amp; PRESS BRAKE</b>	<b>///</b>	<b>7</b>
<b>WEAR PLATES</b>	<b>///</b>	<b>13 - 15</b>
<b>BEND-TECH STEEL RANGE</b>	<b>///</b>	<b>17 - 39</b>
<b>UNI BEAMS</b>	<b>///</b>	<b>17 - 19</b>
<b>UNI COLUMNS</b>	<b>///</b>	<b>20 - 21</b>
<b>CHANNELS</b>	<b>///</b>	<b>22</b>
<b>RHS BLACK</b>	<b>///</b>	<b>23 - 26</b>
<b>RHS GALVANISED</b>	<b>///</b>	<b>27 - 28</b>
<b>FLAT BAR</b>	<b>///</b>	<b>29 - 31</b>
<b>DURAGAL FLAT</b>	<b>///</b>	<b>31</b>
<b>ANGLES</b>	<b>///</b>	<b>32 - 33</b>

**MATERIAL PROCESSING****INDEX**

<b>DURAGAL ANGLES</b>	<b>///</b>	<b>33</b>
<b>BLACK PIPE</b>	<b>///</b>	<b>34</b>
<b>SOLID BAR ROUND, SQUARE AND DEFORM BAR</b>	<b>///</b>	<b>35</b>
<b>GALVANISED PIPE</b>	<b>///</b>	<b>36</b>
<b>PLATE GRADE 250</b>	<b>///</b>	<b>37 - 38</b>
<b>PLATE GRADE 350</b>	<b>///</b>	<b>39</b>
<b>FLOOR PLATE</b>	<b>///</b>	<b>39</b>





- 10,000 SQM fabrication facility
- 10 – 80T Heavy-lift capacity and 20 metre under hook
- 11 engineering and site scoping consultants
- 3D scanning equipment and processing
- Complete in-house research and development team and facility
- All in-house engineering, prototyping, and drafting capacity
- Full steel, stainless steel, and aluminium fabrication facilities
- Plate cutting – up to 300mm thick
- Full CNC Plate pressing and processing capacity
- World class 3D laser section cutting and processing capability



# BEND-TECH MATERIAL SUPPLY AND PROCESSING BENEFITS



- Stock steel, stainless steel, and aluminium
- Processed, cut, bent, or welded
- Fully engineered and quality assured
- Overnight deliveries direct to site upon request
- Faster delivery of stock, processed and fabricated parts for shutdowns and upgrades
- Saving the complexity and expense of on-site processing or fabrication in remote areas
- Higher quality and lower cost
- All projects managed in-house
- High raw material stock levels
- Common, high-use items stocked specific to client needs



5 AXIS

## TUBE LASER

**OVERVIEW**

- 12m length single loading
- 8m length bundle loading
- 3D cutting
- 40kg/m maximum bar weight
- 12mm maximum thickness
- 2D drawing or 3D file programming



# 5 AXIS TUBE LASER

## Capabilities

Profile	Size (mm)	Wall/Flange thickness		Max Length (m)w	Max Bar Weight (Kg/m)
		Stainless Steel / Steel (mm)	Aluminium(mm)		
Round Tube (CHS)	12-240	12	10	12.5	40
Square Tube (SHS)	12-200	12	10*	12.5	40
Rectangular Tube (RHS)	12-200	12	10*	12.5	40
Channel (PFC)	200x75	10	10*	12.5	40
Universal Beam (UB)	200-29.8	10	10*	12.5	40
Universal Column (UC)	150-37.2	11.5*	10*	12.5	40
Angle (EA/UA)	150x150	10*	10*	12.5	40





## 6M X 2.5M

# FLAT BED LASER

### OVERVIEW

- Fiber resonator
- Maximum cutting size of sheet/material: 6096mm x 2559mm
- Shuttle table system
- Steel, aluminium, stainless steel, wear plate



### Capabilities

Output power	12.0kW
MS	32mm
STS	32mm
AL	32mm
Copper	10mm
Brass	15mm

# 170/30 PRESS BRAKE

### OVERVIEW

- Up to 170T
- Up to 3000mm





“PRECISION  
MANUFACTURING,  
HANDLED WITH EASE,  
DELIVERED FAST”



# MAKING MAINTENANCE PLANNING EASY

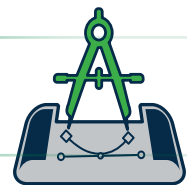
We've supplied fabricated items for hundreds of work orders. Let us help with yours.



- We remove the hassle of maintenance planning, we'll come to site and measure or scope your work orders.



- We provide you with confidence with ability to work to tight deadlines and ensure your production is on schedule.



- Our talented design and engineering team can work from your drawings or we can redraw from 3D scans, sketches or site information.

Check out some of our projects on the back and get in contact with us today.



We are experienced in completing maintenance projects of all scopes and sizes. Get in contact with us today to make your site maintenance safe, efficient and easy.



**Chute Access Doors**



**Handrails**



**Guarding**



**Shedders**



**Bollards**



**Handrail and Floor Grating**



**Pipe Spools**



**Chute and Hoppers**





**“ AT BEND-TECH,  
WE ARE BIGGER  
THAN BUSINESS ”**



 [www.bendtechgroup.com.au](http://www.bendtechgroup.com.au)







# WEAR PLATES

# STOCK WEAR PLATES



We offer a wide range of wear products ranging from large bucket and tray packages, down to custom made solutions for your exact requirements.

We can also supply steel and other fabricated parts to compliment any wear package. Our complete design, engineering and fabrication capabilities enables us to deliver a comprehensive wear solution.

### **SOME OF OUR PRODUCTS AND SERVICES:**

- Stock sheets of wear plate or hard steel (Grade 400, 450, 500)
- Fused alloy steel plate
- Bucket and tray packages
- Plate cutting to any shape or size
- Chocky bars and wear buttons
- Custom made liners and chutes
- Stud welding
- Drilling, milling or machining
- Plate rolling or pressing
- In house drafting and design
- Complete fabrication facilities
- Bucket skins and relines
- Fast service and delivery direct to site



**STOCK**  
**WEAR PLATES**



**GRADE 80 PLATE - FULL SHEETS**

Order No	T(mm) x W(mm) x L(mm)
5000347	Grade 80 Full 6x2500x8000
5000348	Grade 80 Full 8x2500x8000
5000349	Grade 80 Full 10x2500x8000
5000350	Grade 80 Full 12x2500x8000
5000351	Grade 80 Full 16x2500x8000
5000352	Grade 80 Full 20x2500x8000
5000353	Grade 80 Full 25x2500x8000
5000354	Grade 80 Full 32x2500x8000
5000355	Grade 80 Full 40x2500x8000
5000356	Grade 80 Full 50x2500x8000
5000357	Grade 80 Full 60x2500x8000
5000358	Grade 80 Full 65x2500x6000
5000359	Grade 80 Full 70x2500x6000
5000360	Grade 80 Full 75x2500x6000
5000361	Grade 80 Full 80x1900x6000
5000362	Grade 80 Full 90x1900x6000
5000363	Grade 80 100xCut to size on request
5000364	Grade 80 110xCut to size on request
5000365	Grade 80 115xCut to size on request
5000366	Grade 80 120xCut to size on request

**GRADE 80 PLATE - HALF SHEETS**

Order No	T(mm) x W(mm) x L(mm)
5000367	Grade 80 Half 6x2500x4000
5000368	Grade 80 Half 8x2500x4000
5000369	Grade 80 Half 10x2500x4000
5000370	Grade 80 Half 12x2500x4000
5000371	Grade 80 Half 16x2500x4000
5000372	Grade 80 Half 20x2500x4000
5000373	Grade 80 Half 25x2500x4000
5000374	Grade 80 Half 32x2500x4000
5000375	Grade 80 Half 40x2500x4000
5000376	Grade 80 Half 50x2500x4000
5000377	Grade 80 Half 60x2500x4000
5000378	Grade 80 Half 65x2500x3000
5000379	Grade 80 Half 70x2500x3000
5000380	Grade 80 Half 75x2500x3000
5000381	Grade 80 Half 80x1900x3000
5000382	Grade 80 Half 90x1900x3000
5000383	Grade 80 100xCut to size on request
5000384	Grade 80 110xCut to size on request
5000385	Grade 80 115xCut to size on request
5000386	Grade 80 120xCut to size on request

**GRADE 400/450 PLATE - FULL SHEETS**

Order No	T(mm) x W(mm) x L(mm)
5000387	Grade 400/450 Full 6x2500x8000
5000388	Grade 400/450 Full 8x2500x8000
5000389	Grade 400/450 Full 10x2500x8000
5000390	Grade 400/450 Full 12x2500x8000
5000391	Grade 400/450 Full 16x2500x8000
5000392	Grade 400/450 Full 20x2500x8000
5000393	Grade 400/450 Full 25x2500x8000
5000394	Grade 400/450 Full 32x2500x8000
5000395	Grade 400/450 Full 40x2500x8000
5000396	Grade 400/450 Full 50x2500x8000
5000397	Grade 400/450 Full 60x2500x8000
5000398	Grade 400/450 Full 65x2500x6000
5000399	Grade 400/450 Full 70x2500x6000
5000400	Grade 400/450 Full 75x2500x6000
5000401	Grade 400/450 Full 80x1900x6000
5000402	Grade 400/450 Full 90x1900x6000
5000403	Grade 400/450 Full 100x1500x4000
5000404	Grade 400/450 Full 110x1500x4000
5000405	Grade 400/450 Full 115x1500x4000

# STOCK WEAR PLATES



GRADE 400/450 PLATE - HALF SHEETS	
Order No	T(mm) x W(mm) x L(mm)
5000406	Grade 400/450 Half 6x2500x4000
5000407	Grade 400/450 Half 8x2500x4000
5000408	Grade 400/450 Half 10x2500x4000
5000409	Grade 400/450 Half 12x2500x4000
5000410	Grade 400/450 Half 16x2500x4000
5000411	Grade 400/450 Half 20x2500x4000
5000412	Grade 400/450 Half 25x2500x4000
5000413	Grade 400/450 Half 32x2500x4000
5000414	Grade 400/450 Half 40x2500x4000
5000415	Grade 400/450 Half 50x2500x4000
5000416	Grade 400/450 Half 60x2500x4000
5000417	Grade 400/450 Half 65x2500x3000
5000418	Grade 400/450 Half 70x2500x3000
5000419	Grade 400/450 Half 75x2500x3000
5000420	Grade 400/450 Half 80x1900x3000
5000421	Grade 400/450 Half 90x1900x3000
5000422	Grade 400/450 Half 100x1500x2000
5000423	Grade 400/450 Half 110x 500x2000
5000424	Grade 400/450 Half 11 x1500x2000

GRADE 500 PLATE - FULL SHEETS	
Order No	T(mm) x W(mm) x L(mm)
5000425	Grade 500 Full 6x2500x8000
5000426	Grade 500 Full 8x2500x8000
5000427	Grade 500 Full 10x2500x8000
5000428	Grade 500 Full 12x2500x8000
5000429	Grade 500 Full 16x2500x8000
5000430	Grade 500 Full 20x2500x8000
5000431	Grade 500 Full 25x2500x8000
5000432	Grade 500 Full 32x2500x8000
5000433	Grade 500 Full 40x2500x8000
5000434	Grade 500 Full 50x2500x8000
5000435	Grade 500 Full 60x2500x8000
5000436	Grade 500 Full 65x2500x6000
5000437	Grade 500 Full 70x2500x6000
5000438	Grade 500 Full 75x2500x6000
5000439	Grade 500 Full 80x1900x6000
5000440	Grade 500 Full 90x1900x6000
5000441	Grade 500 Full 100x1500x4000
5000442	Grade 500 Full 110x1500x4000
5000443	Grade 500 Full 115x1500x4000

GRADE 500 PLATE - HALF SHEETS	
Order No	T(mm) x W(mm) x L(mm)
5000444	Grade 500 Half 6x2500x4000
5000445	Grade 500 Half 8x2500x4000
5000446	Grade 500 Half 10x2500x4000
5000447	Grade 500 Half 12x2500x4000
5000448	Grade 500 Half 16x2500x4000
5000449	Grade 500 Half 20x2500x4000
5000450	Grade 500 Half 25x2500x4000
5000451	Grade 500 Half 32x2500x4000
5000452	Grade 500 Half 40x2500x4000
5000453	Grade 500 Half 50x2500x4000
5000454	Grade 500 Half 60x2500x4000
5000455	Grade 500 Half 65x2500x3000
5000456	Grade 500 Half 70x2500x3000
5000457	Grade 500 Half 75x2500x3000
5000458	Grade 500 Half 80x1900x3000
5000459	Grade 500 Half 90x1900x3000
5000460	Grade 500 Half 100x1500x2000
5000461	Grade 500 Half 110x1500x2000
5000462	Grade 500 Half 115x1500x2000






# **STEEL RANGE**

# STEEL RANGE

## UNI BEAMS



CODE	SECTION			LENGTH	KG/PL
93751	150	UB	14	12000	168.0
104502	150	UB	14	15000	210.0
94227	150	UB	18	12000	216.0
103102	150	UB	18	15000	270.0
102345	180	UB	16.1	12000	193.2
90991	180	UB	18.1	12000	217.2
97190	180	UB	18.1	15000	271.5
103558	180	UB	22.2	12000	266.4
90992	200	UB	18.2	12000	218.4
104249	200	UB	18.2	15000	273.0
93113	200	UB	22.3	12000	267.6
93753	200	UB	22.3	15000	334.5
93649	200	UB	25.4	9000	228.6
92388	200	UB	25.4	12000	304.8
92386	200	UB	25.4	15000	381.0
93011	200	UB	29.8	12000	357.6
93012	200	UB	29.8	15000	447.0
90993	250	UB	25.7	9000	231.3
92245	250	UB	25.7	12000	308.4
100436	250	UB	25.7	15000	385.5
104505	250	UB	25.7	18000	462.6
92891	250	UB	31.4	12000	376.8
95673	250	UB	31.4	13500	423.9
93754	250	UB	31.4	15000	471.0
103670	250	UB	31.4	16500	518.1
97283	250	UB	37.3	12000	447.6
100426	250	UB	37.3	13500	503.6
97180	250	UB	37.3	15000	559.5
97179	250	UB	37.3	18000	671.4



**STEEL RANGE**  
**UNI BEAMS**

92898	310	UB	32	12000	384.0
93756	310	UB	32	15000	480.0
95762	310	UB	32	18000	576.0
93757	310	UB	40.4	10500	424.2
92896	310	UB	40.4	12000	484.8
93759	310	UB	40.4	15000	606.0
99539	310	UB	40.4	16500	666.6
94938	310	UB	40.4	18000	727.2
96754	310	UB	46.2	12000	554.4
104506	310	UB	46.2	13500	623.7
96356	310	UB	46.2	15000	693.0
96955	310	UB	46.2	18000	831.6
92897	360	UB	44.7	12000	536.4
104352	360	UB	44.7	13500	603.5
95876	360	UB	44.7	15000	670.5
104590	360	UB	44.7	16500	737.6
94939	360	UB	44.7	18000	804.6
94224	360	UB	50.7	12000	608.4
96755	360	UB	50.7	15000	760.5
104591	360	UB	50.7	16500	836.6
97178	360	UB	50.7	18000	912.6
102259	360	UB	56.7	12000	680.4
104515	360	UB	56.7	15000	850.5
104593	360	UB	56.7	16500	935.6
103120	360	UB	56.7	18000	1020.6
93899	410	UB	53.7	12000	644.4
95371	410	UB	53.7	13500	725.0
95444	410	UB	53.7	15000	805.5
104595	410	UB	53.7	16500	886.1
93156	410	UB	53.7	18000	966.6
96756	410	UB	59.7	12000	716.4
96757	410	UB	59.7	15000	895.5
100842	410	UB	59.7	18000	1074.6
97118	460	UB	67.1	12000	805.2
104598	460	UB	67.1	13500	905.9
95446	460	UB	67.1	15000	1006.5
104599	460	UB	67.1	16500	1107.2
95447	460	UB	67.1	18000	1207.8

# STEEL RANGE UNI BEAMS


100394	460	UB	74.6	12000	895.2
96758	460	UB	74.6	15000	1119.0
95760	460	UB	74.6	18000	1342.8
101105	460	UB	82	12000	984.0
104604	460	UB	82	15000	1230.0
104606	460	UB	82	18000	1476.0
103022	530	UB	82	12000	984.0
104512	530	UB	82	13500	1107.0
95448	530	UB	82	15000	1230.0
104607	530	UB	82	16500	1353.0
95449	530	UB	82	18000	1476.0
94225	530	UB	92.4	12000	1108.8
94226	530	UB	92.4	15000	1386.0
96759	530	UB	92.4	18000	1663.2
100058	610	UB	101	12000	1212.0
95450	610	UB	101	15000	1515.0
95451	610	UB	101	18000	1818.0
20659	610	UB	113	12000	1356.0
104609	610	UB	113	15000	1695.0
104611	610	UB	113	18000	2034.0
19848	610	UB	125	12000	1500.0
104612	610	UB	125	15000	1875.0
101696	610	UB	125	18000	2250.0

## TAPER FLANGE BEAMS

CODE	SECTION			LENGTH	KG/PL
91693	100	TFB	45	12000	86.4
19810	125	TFB	65	12000	166.7



**STEEL RANGE**  
**UNI COLUMNS**




CODE	SECTION			LENGTH	KG/PL
93565	100	UC	14.8	12000	177.6
95455	150	UC	23.4	12000	280.8
13707	150	UC	23.4	13500	315.9
95456	150	UC	23.4	15000	351.0
95457	150	UC	30	12000	360.0
95458	150	UC	30	15000	450.0
98695	150	UC	37.2	12000	446.4
12644	150	UC	37.2	15000	558.0
95459	200	UC	46.2	12000	554.4
102774	200	UC	46.2	13500	623.7
95460	200	UC	46.2	15000	693.0
95461	200	UC	46.2	18000	831.6
97973	200	UC	52.2	12000	626.4
104503	200	UC	52.2	13500	704.7
97974	200	UC	52.2	15000	783.0
104514	200	UC	52.2	18000	939.6
100843	200	UC	59.5	12000	714.0
100844	200	UC	59.5	15000	892.5
100845	200	UC	59.5	18000	1071.0

# STEEL RANGE UNI COLUMNS

95462	250	UC	72.9	12000	874.8
20785	250	UC	72.9	13500	984.2
95463	250	UC	72.9	15000	1093.5
95464	250	UC	72.9	18000	1312.2
90220	250	UC	89.5	12000	1074.0
20787	250	UC	89.5	13500	1208.3
20788	250	UC	89.5	15000	1342.5
11971	250	UC	89.5	18000	1611.0
96838	310	UC	96.8	12000	1161.6
104682	310	UC	96.8	13500	1306.8
97513	310	UC	96.8	15000	1452.0
97514	310	UC	96.8	18000	1742.4
20579	310	UC	118	12000	1416.0
20793	310	UC	118	15000	1770.0
13407	310	UC	118	18000	2124.0
104508	310	UC	137	12000	1644.0
13258	310	UC	137	15000	2055.0
13408	310	UC	137	18000	2466.0
20875	310	UC	158	12000	1896.0
20952	310	UC	158	15000	2370.0
20874	310	UC	158	18000	2844.0




# STEEL RANGE CHANNELS



CODE	SECTION			LENGTH	KG/PL
93815	75	x	40	9000	53.3
130428	75	x	40	12000	71.1
90109	100	x	50	9000	74.8
20830	100	x	50	12000	99.8
94873	125	x	65	9000	107.1
5105	125	x	65	12000	142.8
89460	150	x	75	9000	159.3
88728	150	x	75	12000	212.4
92389	150	x	75	15000	265.5
89358	180	x	75	9000	188.1
90245	180	x	75	12000	250.8
95452	180	x	75	15000	313.5
90246	200	x	75	9000	206.1
90247	200	x	75	12000	274.9
95250	200	x	75	15000	343.5
93750	230	x	75	12000	301.2
94054	230	x	75	15000	376.5
88924	250	x	90	9000	319.5
90250	250	x	90	12000	426.1
97515	250	x	90	15000	532.5
20885	250	x	90	18000	639.0
90248	300	x	90	12000	481.5
96730	300	x	90	15000	601.5
102721	300	x	90	18000	721.8
95453	380	x	100	12000	662.7
95454	380	x	100	15000	828.5
101426	380	x	100	18000	993.6

# STEEL RANGE

## RHS BLACK



CODE	SECTION					LENGTH	PACK	KG/PL
87824	20	x	20	x	1.6	6500	96	5.7
87825	25	x	25	x	1.6	6500	100	7.3
88835	25	x	25	x	2	6500	100	8.9
88836	25	x	25	x	2.5	6500	100	10.7
88837	25	x	25	x	3	6500	100	12.3
87826	30	x	30	x	1.6	8000	100	11
89193	30	x	30	x	2	8000	100	13.5
89194	30	x	30	x	2.5	8000	100	16.3
88892	30	x	30	x	3	8000	64	18.9
88383	35	x	35	x	1.6	8000	100	13.1
89195	35	x	35	x	2	8000	100	16
89196	35	x	35	x	2.5	8000	64	19.4
89161	35	x	35	x	3	8000	64	22.7
88839	40	x	40	x	2	8000	81	18.5
88732	40	x	40	x	2.5	8000	64	22.6
88840	40	x	40	x	3	8000	64	26.4
89197	40	x	40	x	4	8000	49	33.8
103482	50	x	20	x	2.5	8000	72	19.4
88844	50	x	25	x	1.6	8000	96	14
88845	50	x	25	x	2	8000	96	17.2
88291	50	x	25	x	2.5	8000	72	21
88194	50	x	25	x	3	8000	60	24.6
87827	50	x	50	x	1.6	8000	64	19



# RHS BLACK

CODE	SECTION					LENGTH	PACK	KG/PL
88804	50	x	50	x	2	8000	64	23.5
88841	50	x	50	x	2.5	8000	49	28.7
87828	50	x	50	x	3	8000	49	34
88195	50	x	50	x	4	8000	36	43.3
88286	50	x	50	x	5	8000	30	51.9
143655	50	x	50	x	6	8000	25	58.56
15996	65	x	35	x	2	8000	54	23.5
89171	65	x	35	x	2.5	8000	54	28.7
89172	65	x	35	x	3	8000	45	34
16014	65	x	35	x	4	8000	35	43.6
89198	65	x	65	x	2	8000	42	31.1
89199	65	x	65	x	2.5	8000	42	38.3
89200	65	x	65	x	3	8000	36	45.3
89201	65	x	65	x	4	8000	30	57.9
89202	65	x	65	x	5	8000	25	70
86752	65	x	65	x	6	8000	20	80.8
89175	75	x	25	x	2	8000	65	23.5
89176	75	x	25	x	2.5	8000	48	28.7
89177	75	x	50	x	2	8000	42	29.7
88846	75	x	50	x	2.5	8000	42	36.7
88847	75	x	50	x	3	8000	35	43.4
88848	75	x	50	x	4	8000	28	55.4
15775	75	x	50	x	5	8000	24	66.8
88196	75	x	50	x	6	8000	20	77.4
87829	75	x	75	x	2.5	8000	30	44.5
87830	75	x	75	x	3	8000	30	52.8
87831	75	x	75	x	4	8000	25	68
88197	75	x	75	x	5	8000	20	82.5
104652	75	x	75	x	6	8000	16	97.3
89204	89	x	89	x	3.5	8000	20	72.6
89205	89	x	89	x	5	8000	16	100
89206	89	x	89	x	6	8000	12	117.6

# RHS BLACK

CODE	SECTION					LENGTH	PACK	KG/PL
89180	100	x	50	x	2	8000	32	36
88849	100	x	50	x	2.5	8000	32	44.5
88850	100	x	50	x	3	8000	32	52.8
88851	100	x	50	x	4	8000	24	68.4
89182	100	x	50	x	5	8000	18	83.3
88965	100	x	50	x	6	8000	15	96.1
88842	100	x	100	x	3	8000	20	71.7
88843	100	x	100	x	4	8000	16	93.5
93212	100	x	100	x	4	12000	12	139.2
104569	100	x	100	x	5	8000	12	113.6
89896	100	x	100	x	5	12000	9	169.5
88285	100	x	100	x	6	8000	12	133.6
90994	100	x	100	x	6	12000	9	200.4
89208	100	x	100	x	9	8000	9	188
91750	100	x	100	x	9	12000	6	282
87832	125	x	75	x	3	8000	20	71.7
87833	125	x	75	x	4	8000	15	92.8
16006	125	x	75	x	4	12000	15	140.8
89024	125	x	75	x	5	8000	15	113.7
89025	125	x	75	x	6	8000	12	133.6
15998	125	x	125	x	4	8000	12	118.7
91751	125	x	125	x	4	12000	9	178.5
89209	125	x	125	x	5	8000	9	145.7
16009	125	x	125	x	5	12000	9	218.9
89210	125	x	125	x	6	8000	9	172.6
92232	125	x	125	x	6	12000	6	258.9
90104	125	x	125	x	9	8000	8	244.8
94879	125	x	125	x	9	12000	8	367.2002
89183	150	x	50	x	3	8000	21	71.7
89184	150	x	50	x	4	8000	15	92.8
89185	150	x	50	x	5	8000	15	114.7
96768	150	x	50	x	6	8000	15	134.9
89186	150	x	100	x	4	8000	12	118.4
91558	150	x	100	x	4	12000	9	177.7
89187	150	x	100	x	5	8000	12	145.7




# RHS BLACK

CODE	SECTION					LENGTH	PACK	KG/PL
93734	150	x	100	x	5	12000	12	218.4
90710	150	x	100	x	6	8000	9	171.2
131022	150	x	100	x	6	12000	6	256.8
89188	150	x	100	x	9	8000	6	244.8
90221	150	x	100	x	9	12000	4	367.2
89211	150	x	150	x	5	8000	9	176.8
93056	150	x	150	x	5	12000	6	266
89212	150	x	150	x	6	8000	6	209.7
92233	150	x	150	x	6	12000	6	314.4
20808	150	x	150	x	9	8000	6	303.6
145235	150	x	150	x	9	12000	4	452
88980	200	x	100	x	4	8000	8	143.2
92695	200	x	100	x	4	12000	6	215.1
89189	200	x	100	x	5	8000	8	176.8
19620	200	x	100	x	5	12000	6	266.2
88214	200	x	100	x	6	8000	8	210.3
131025	200	x	100	x	6	12000	4	314.5
90146	200	x	100	x	9	8000	6	301.6
135008	200	x	100	x	9	12000	4	452.4
89214	200	x	200	x	5	8000	6	239.2
98580	200	x	200	x	5	12000	4	358.9
89215	200	x	200	x	6	8000	4	285
98889	200	x	200	x	6	12000	4	427.3
135007	200	x	200	x	9	8000	4	414.4
16017	200	x	200	x	9	12000	2	613.5
135006	250	x	150	x	5	8000	6	239.2
134487	250	x	150	x	6	8000	4	284.8
131024	250	x	150	x	6	12000	4	427.3
92396	250	x	150	x	9	8000	4	414.5
103264	250	x	150	x	9	12000	2	621.6
19649	250	x	250	x	6	8000	4	360
98615	250	x	250	x	6	12000	2	540.6
94741	250	x	250	x	9	8000	2	526.6
16018	250	x	250	x	9	12000	2	787.5

## STEEL RANGE

# RHS GALVANISED



CODE	SECTION					LENGTH	PACK	KG/PL
89236	20	x	20	x	1.6	6500	96	5.7
87834	25	x	25	x	1.6	6500	100	7.3
87835	25	x	25	x	2	6500	100	8.9
88671	25	x	25	x	2.5	6500	100	10.7
89237	25	x	25	x	3	6500	100	12.3
93843	30	x	30	x	1.6	6500	100	9
89238	30	x	30	x	1.6	8000	100	11.1
19770	30	x	30	x	2	8000	100	13.5
89242	35	x	35	x	1.6	8000	100	13.1
89243	35	x	35	x	2	8000	100	16
89244	35	x	35	x	2.5	8000	64	19.36
88672	40	x	40	x	1.6	8000	81	15.1
88673	40	x	40	x	2	8000	81	18.5
88674	40	x	40	x	2.5	8000	64	22.6
19773	40	x	40	x	3	8000	64	26.4
88676	50	x	25	x	1.6	8000	96	14
88677	50	x	25	x	2	8000	96	17.2
89216	50	x	25	x	2.5	8000	72	21
89217	50	x	25	x	3	8000	60	24.6
19227	50	x	50	x	1.6	6500	64	15.5
88974	50	x	50	x	1.6	8000	64	19
89247	50	x	50	x	2	8000	64	23.5
87836	50	x	50	x	2.5	8000	49	28.8
87837	50	x	50	x	3	8000	49	34
89248	50	x	50	x	4	8000	36	42.8
89249	50	x	50	x	5	8000	30	51.2
89218	65	x	35	x	2	8000	54	23.5
89219	65	x	35	x	2.5	8000	54	28.8
89220	65	x	35	x	3	8000	45	34
89250	65	x	65	x	1.6	8000	49	25.1




# RHS GALVANISED

CODE	SECTION					LENGTH	PACK	KG/PL
130698	65	x	65	x	2	8000	42	31.1
89252	65	x	65	x	2.5	8000	42	38.3
90636	65	x	65	x	3	8000	36	45.3
91231	75	x	50	x	1.6	8000	54	24.1
88973	75	x	50	x	2	8000	42	29.8
88678	75	x	50	x	2.5	8000	42	36.7
88679	75	x	50	x	3	8000	35	43.4
91627	75	x	50	x	4	8000	28	56.2
92910	75	x	75		2	8000	30	36
87840	75	x	75	x	2.5	8000	30	44.5
87838	75	x	75	x	3	8000	30	52.8
87839	75	x	75	x	4	8000	25	68
88198	75	x	75	x	5	8000	20	82.5
19233	76	x	38	x	1.6	6100	49	16.7
19232	76	x	38	x	1.6	7315	49	20.1
19239	76	x	38	x	1.6	8000	49	21.8
89256	89	x	89	x	2	8000	20	43
92654	89	x	89	x	3.5	8000	20	72.6
89698	89	x	89	x	5	8000	16	101.44
92376	100	x	50	x	1.6	8000	32	29.2
88975	100	x	50	x	2	8000	32	36
93549	100	x	50	x	2.5	8000	32	44.5
88682	100	x	50	x	3	8000	32	52.8
88683	100	x	50	x	4	8000	24	68
89226	100	x	50	x	5	8000	18	80
97814	100	x	100	x	2	8000	20	48.4
97815	100	x	100	x	2.5	8000	20	59.9
87841	100	x	100	x	3	8000	20	71.7
87842	100	x	100	x	4	8000	16	93.9
89259	100	x	100	x	5	8000	12	115.3
97819	125	x	75	x	2.5	8000	24	60
87843	125	x	75	x	3	8000	20	71.7
87844	125	x	75	x	4	8000	15	92.8
92904	125	x	125	x	4	8000	12	119
92919	125	x	125	x	5	8000	12	146
91902	150	x	50	x	2	8000	21	48.4
92903	150	x	50	x	2.5	8000	24	60
89228	150	x	50	x	3	8000	21	71.7
89229	150	x	50	x	4	8000	15	92.8
89230	150	x	50	x	5	8000	15	113.6

# STEEL RANGE

## FLAT BAR



CODE	SECTION			LENGTH	KG/PL
15870	20	x	3	6000	2.9
87291	25	x	3	6000	3.7
87292	32	x	3	6000	4.7
87293	40	x	3	6000	6
87294	50	x	3	6000	7.3
159238	20	x	5	6000	4.9
159319	25	x	5	6000	5.9
159320	32	x	5	6000	7.6
159321	40	x	5	6000	9.5
159322	50	x	5	6000	11.8
159323	65	x	5	6000	15.3
159324	75	x	5	6000	17.7
155797	100	x	5	6000	23.6
159325	150	x	5	6000	35.4
159327	25	x	6	6000	7.1
159328	32	x	6	6000	9.1
156932	40	x	6	6000	11.3
159329	50	x	6	6000	14.2
159330	65	x	6	6000	18.4
156016	75	x	6	6000	21.2
159331	90	x	6	6000	25.5
159332	100	x	6	6000	28.3
157203	110	x	6	6000	31.1
159333	130	x	6	6000	36.8
159334	150	x	6	6000	42.5
159335	180	x	6	6000	50.1
155800	200	x	6	6000	56.6
159336	250	x	6	6000	70.8
159337	300	x	6	6000	84.6



# FLAT BAR

CODE	SECTION			LENGTH	KG/PL
159338	25	x	8	6000	9.5
159339	32	x	8	6000	12.1
156933	40	x	8	6000	15.1
157248	50	x	8	6000	18.9
157246	65	x	8	6000	24.5
157520	75	x	8	6000	28.3
159340	90	x	8	6000	33.9
159341	100	x	8	6000	37.7
159342	110	x	8	6000	41.5
159343	130	x	8	6000	49
157244	150	x	8	6000	56.6
159344	200	x	8	6000	75.6
159345	250	x	8	6000	94.2
159346	300	x	8	6000	112.8
159347	20	x	10	6000	9.5
159348	25	x	10	6000	11.8
159349	32	x	10	6000	15.1
159350	40	x	10	6000	18.9
157242	50	x	10	6000	23.6
156931	65	x	10	6000	30.6
156665	75	x	10	6000	35.4
157521	90	x	10	6000	42.4
155734	100	x	10	6000	47.1
159351	110	x	10	6000	51.9
159471	130	x	10	6000	61.2
157201	150	x	10	6000	70.8
159352	180	x	10	6000	84.6
157522	200	x	10	6000	94.2
159353	250	x	10	6000	117.6
159354	300	x	10	6000	141.6
159355	25	x	12	6000	14.2
159356	40	x	12	6000	22.7
159357	50	x	12	6000	28.3
159358	65	x	12	6000	36.8
159359	75	x	12	6000	42.4
159360	90	x	12	6000	50.9
159361	100	x	12	6000	56.6
159362	110	x	12	6000	62.4
159363	130	x	12	6000	73.2
157238	150	x	12	6000	84.6
159364	180	x	12	6000	102
157523	200	x	12	6000	112.8
159365	250	x	12	6000	141.6
159366	300	x	12	6000	169.8

# FLAT BAR


CODE	SECTION			LENGTH	KG/PL
160430	40	x	16	6000	30.2
159367	50	x	16	6000	37.7
159368	65	x	16	6000	49
159369	75	x	16	6000	56.6
159370	100	x	16	6000	75.6
159485	130	x	16	6000	97.8
157250	150	x	16	6000	112.8
159486	180	x	16	6000	139.1
159487	200	x	16	6000	154.5
159488	250	x	16	6000	193.2
159489	300	x	16	6000	231.8
159371	40	x	20	6000	37.68
155801	50	x	20	6000	47.1
159372	65	x	20	6000	61.2
159373	75	x	20	6000	70.8
159374	100	x	20	6000	94.2
159375	130	x	20	6000	122.4
156196	150	x	20	6000	141.6
159490	180	x	20	6000	173.8
159491	200	x	20	6000	193.2
159470	250	x	20	6000	241.4
159493	300	x	20	6000	289.7
159494	50	x	25	6000	58.9
159496	75	x	25	6000	88.2
159376	100	x	25	6000	117.6
159377	130	x	25	6000	153
159378	150	x	25	6000	176.4
159500	200	x	25	6000	241.4
159498	250	x	25	6000	301.8
159499	300	x	25	6000	362.1

# DURAGAL FLAT

CODE	SECTION			LENGTH	KG/PL
95040	50	x	4	6000	8.94
142174	50	x	5	6000	11.04



**STEEL RANGE**  
**ANGLES**



CODE	SECTION					LENGTH	KG/PL
87003	25	x	25	x	3	7500	8.4
159285	30	x	30	x	3	7500	10.2
157249	40	x	40	x	3	7500	13.8
157247	50	x	50	x	3	7500	17.4
159287	50	x	50	x	3	9000	20.8
159288	25	x	25	x	5	7500	12.4
161678	30	x	30	x	5	7500	15.1
159289	40	x	40	x	5	7500	20.5
157202	50	x	50	x	5	7500	26.1
159293	50	x	50	x	5	9000	31.4
159296	65	x	65	x	5	9000	41.1
159297	75	x	50	x	5	7500	33
155736	75	x	50	x	5	9000	39.6
159298	75	x	75	x	5	9000	47.5
159305	40	x	40	x	6	7500	26.3
159306	50	x	50	x	6	7500	33.5
157245	50	x	50	x	6	9000	40.2
20539	65	x	65	x	6	7500	44.2
156201	65	x	65	x	6	9000	52.9
159307	75	x	50	x	6	7500	42.7
157243	75	x	50	x	6	9000	51
159442	75	x	75	x	6	7500	51.08
157200	75	x	75	x	6	9000	61.3
157239	75	x	75	x	6	12000	81.8
159309	90	x	90	x	6	9000	74
159308	90	x	90	x	6	12000	98.7
155946	100	x	75	x	6	9000	71.9
155911	100	x	75	x	6	12000	95.8
159299	100	x	100	x	6	12000	110
159301	125	x	75	x	6	12000	110
163116	50	x	50	x	8	7500	42.6
159314	50	x	50	x	8	9000	51.2
156200	65	x	65	x	8	9000	67.6
19382	75	x	50	x	8	7500	54.3
159315	75	x	50	x	8	9000	65.1
156450	75	x	75	x	8	9000	78.6
159316	75	x	75	x	8	12000	107

# ANGLES

159317	90	x	90	x	8	1200	127.2
159311	100	x	75	x	8	9000	92.7
159310	100	x	75	x	8	12000	123.7
155964	100	x	100	x	8	9000	106.2
156241	100	x	100	x	8	12000	141.6
159313	125	x	75	x	8	9000	106.2
159312	125	x	75	x	8	12000	141.6
160423	125	x	125	x	8	9000	134.1
155874	125	x	125	x	8	12000	178.8
159461	150	x	90	x	8	9000	128.7
159443	150	x	90		8	12000	170.4
157118	65	x	65	x	10	9000	81.2
155795	75	x	75	x	10	9000	94.5
159279	75	x	75	x	10	12000	126
159280	90	x	90	x	10	12000	152.5
159276	100	x	75	x	10	9000	111.6
159275	100	x	75	x	10	12000	148.8
159444	100	x	100	x	10	9000	127.8
159274	100	x	100	x	10	12000	170.4
159278	125	x	75	x	10	9000	127.8
159277	125	x	75	x	10	12000	170.4
159452	125	x	125	x	10	9000	162
159445	125	x	125	x	10	12000	216
160425	150	x	90	x	10	12000	207.70
159453	150	x	100	x	10	12000	216.1
159579	150	x	150	x	10	12000	262.8
159281	100	x	100	x	12	12000	212.4
159456	125	x	125	x	12	12000	264.3
159459	150	x	90	x	12	12000	259.2
160434	150	x	100	x	12	12000	270
159458	150	x	150	x	12	12000	327.6
149433	125	x	125	x	16	12000	349.1998
159460	150	x	150	x	16	12000	425
160435	200	x	200	x	13	12000	480
104908	200	x	200	x	16	12000	584.4

# DURAGAL ANGLES

CODE			SECTION			LENGTH	KG/PL
91226	30	x	30	x	2.5	6000	6.4
90369	40	x	40	x	2.5	6000	8.6
20916	50	x	50	x	2.5	6000	10.9
92348	40	x	40	x	4	6000	13.2
20961	50	x	50	x	4	6000	16.8
90350	50	x	50	x	4	9000	25.2
88213	50	x	50	x	5	6000	20.6
132103	50	x	50	x	5	9000	30.8
93223	75	x	75	x	5	9000	47.34

**STEEL RANGE**  
**BLACK PIPE**




CODE	N.B	SIZE	O.D	WALL	LENGTH	SLING	KG/LG
89768	15	Med	21.3	2.3	6500	217	7.9
88995	20	Med	26.9	2.6	6500	127	10.2
88546	25	Med	33.7	3.2	6500	91	15.7
89087	25	Hvy	33.7	4	6500	91.00	19.11
88547	32	Med	42.4	3.2	6500	61	20.2
89130	32	Hvy	42.4	4.0	6500	61	24.7
88193	40	Med	48.3	3.2	6500	61	23.3
88729	40	Hvy	48.3	4.0	6500	61	28.5
88548	50	Med	60.3	3.6	6500	37	32.7
88730	50	Hvy	60.3	4.5	6500	37	40.2
88549	65	Med	76.1	3.6	6500	37	41.8
88550	80	Med	88.9	4.0	6500	19	54.5
88300	90	Med	101.6	4.0	6500	19	62.6
89140	90	Hvy	101.6	5.0	6500	19	77.4
88301	100	Med	114.3	4.5	6500	19	79.4
89145	125	Med	139.7	5.0	6500	13	107.9
89149	150	Med	165.1	5.0	6500	10	128.1



# STEEL RANGE

## SOLID BAR



### ROUND

CODE	SECTION	LENGTH	KG/PL
15289	6.3GAL	6000	1.6
88384	6	6000	1.4
88160	8	6000	2.4
159379	10	6000	3.7
159380	12	6000	5.5
159381	14	6000	7.3
155738	16	6000	9.5
157112	20	6000	14.8
159384	24	6000	21.3
159385	30	6000	33.3
160426	36	6000	48

### SQUARE

CODE	SECTION	LENGTH	KG/PL
159388	10	6000	4.8
159389	12	6000	6.8
159390	16	6000	12.1
155803	20	6000	18.9
159391	25	6000	29.5
159392	40	6000	75

### DEFORM BAR

CODE	SECTION	LENGTH	KG/PL
99323	12	6000	5.4
99324	16	6000	9.5
99325	20	6000	14.9


**STEEL RANGE**  
**GALVANISED**

**PIPE**

CODE	N.B	SIZE	O.D	WALL	LENGTH	SLING	KG/LG
88561	15	Med	21.3	2.6	6500	217	8.2
88506	20	XLT	26.9	2.0	6500	127	8.5
86991	25	Med	26.9	2.6	6500	127	10.6
86987	25	XLT	33.7	2.0	6500	91	10.8
86992	25	Med	33.7	3.2	6500	91	16.4
86988	32	XLT	42.4	2.0	6500	61	13.8
86993	32	Med	42.4	3.2	6500	61	21.0
86989	40	XLT	48.3	2.3	6500	61	17.9
86994	40	Med	48.3	3.2	6500	61	24.1
15636	40	Hvy	48.3	3.2	6300	61	28.0
86990	50	XLT	60.3	2.9	6500	37	22.6
86995	50	Med	60.3	3.6	6500	37	33.9
86996	65	Med	76.1	3.6	6500	37	43.3
93760	80	XLT	88.9	2.6	6500	19	36.3
86997	80	Med	88.9	4.0	6500	19	56.1
89769	90	Med	101.6	4.0	6500	19	64.7
86999	100	Med	114.3	4.5	6500	19	81.3
89846	125	Med	139.7	5.0	6500	13	109.9
87000	150	Med	165.1	5.0	6500	10	132.0



# STEEL RANGE PLATE GRADE 250



**\* ALL PLATE PRICING P.O.A.\***

CODE	GRADE	THICK	PLATE SIZE			WEIGHT
133338	250	5.00	1800	x	6000	424
47041	250	5.00	2400	x	6000	565
132167	250	5.00	2400	x	9000	848
132166	250	5.00	3000	x	9000	1060
45956	250	6.00	1800	x	6000	509
112345	250	6.00	2400	x	6000	678
47588	250	6.00	2400	x	9000	1017
47695	250	6.00	3000	x	9000	1272
47701	250	8.00	1800	x	6000	678
4853	250	8.00	2400	x	6000	904
4854	250	8.00	2400	x	9000	1356
4855	250	8.00	3000	x	9000	1696
46164	250	10.00	1800	x	6000	848
46230	250	10.00	2400	x	6000	1130
91205	250	10.00	2400	x	9000	1696
88516	250	10.00	3000	x	9000	2119
4860	250	12.00	1800	x	6000	1017
46206	250	12.00	2400	x	6000	1356
4864	250	12.00	2400	x	9000	2035
4866	250	12.00	3000	x	9000	2543



# STEEL RANGE PLATE GRADE 250

\* ALL PLATE PRICING P.O.A.\*

CODE	GRADE	THICK	PLATE SIZE			WEIGHT
4867	250	16.00	1800	x	6000	1356
4868	250	16.00	2400	x	6000	1809
4869	250	16.00	2400	x	9000	2713
112398	250	16.00	3000	x	9000	3391
4871	250	20.00	1800	x	6000	1696
112405	250	20.00	2400	x	6000	2261
91512	250	20.00	2400	x	9000	3391
112408	250	20.00	3000	x	9000	4239
112415	250	25.00	1800	x	6000	2119
112418	250	25.00	2400	x	6000	2826
51092	250	25.00	2400	x	9000	4239
112419	250	25.00	3000	x	9000	5299
47549	250	28.00	2400	x	6000	3165
132333	250	28.00	2400	x	9000	4748
46216	250	32.00	1800	x	6000	2713
46217	250	32.00	2400	x	6000	3617
64501	250	32.00	2400	x	9000	5426
47582	250	32.00	3000	x	9000	6782
47577	250	36.00	2400	x	6000	4069
105306	250	36.00	2400	x	9000	6104
112424	250	40.00	1800	x	6000	3391
112425	250	40.00	2400	x	6000	4522
46219	250	40.00	2400	x	9000	6782
50189	250	45.00	2400	x	6000	5087
132332	250	45.00	2400	x	9000	7630
4887	250	50.00	1800	x	6000	4239
112427	250	50.00	2400	x	6000	5652
20470	250	50.00	2400	x	9000	8478

## STEEL RANGE

# PLATE GRADE 350



**\* ALL PLATE PRICING P.O.A.\***

CODE	GRADE	THICK	PLATE SIZE			WEIGHT
47041	350	5.0	2400	x	6000	565
132167	350	5.0	2400	x	9000	848
132166	350	5.0	3000	x	9000	1060
20112	350	6.0	2400	x	9600	1085
87901	350	8.0	2400	x	9600	1447
47616	350	10.00	2400	x	6000	1130
91221	350	10.00	2400	x	9600	1809
132329	350	10.00	3100	x	9600	2336
47803	350	12.00	2400	x	6000	1356
91223	350	12.00	2400	x	9600	2170
132328	350	12.00	3100	x	9600	2803
90794	350	16.00	2400	x	6000	1809
91222	350	16.00	2400	x	9600	2894
105028	350	16.00	3100	x	9600	3738
112446	350	20.00	2400	x	6000	2261
20025	350	20.00	2400	x	9600	3617
132327	350	20.00	3100	x	9600	4672
CODE	GRADE	THICK	PLATE SIZE			WEIGHT
112450	350	25.00	2400	x	6000	2826
100790	350	25.00	2400	x	9600	4522
47690	350	32.00	2400	x	6000	3617
50359	350	32.00	2400	x	9600	5788
47691	350	40.00	2400	x	6000	4522
20741	350	40.00	2400	x	7600	5727
47615	350	50.00	2400	x	6000	5652
132326	350	50.00	2400	x	7600	7159

## FLOOR PLATE

CODE	THICK	PLATE SIZE			WEIGHT
112335	5.00	1500	x	6000	371.3
20130	6.00	1500	x	6000	442.5

**B | BIGGER THAN BUSINESS**

# TAKE NOTE







**DARWIN**  
08 8963 5621

**MOUNT ISA**  
07 4743 6458

**NEWMAN**  
08 9175 1164

**PERTH**  
08 9459 8600

**KALGOORLIE**  
08 9021 8300

**ADELAIDE**  
08 8231 1513