



English Alphabet



Let's Learn Our ABCs with Joy!



A for Apple,
red and round!

B for Ball, that
bounces around!



C for Cat,
chasing a rat!



Observing this series in the form of the National Curriculum Framework (NCF) 2023 for the fundamental stages

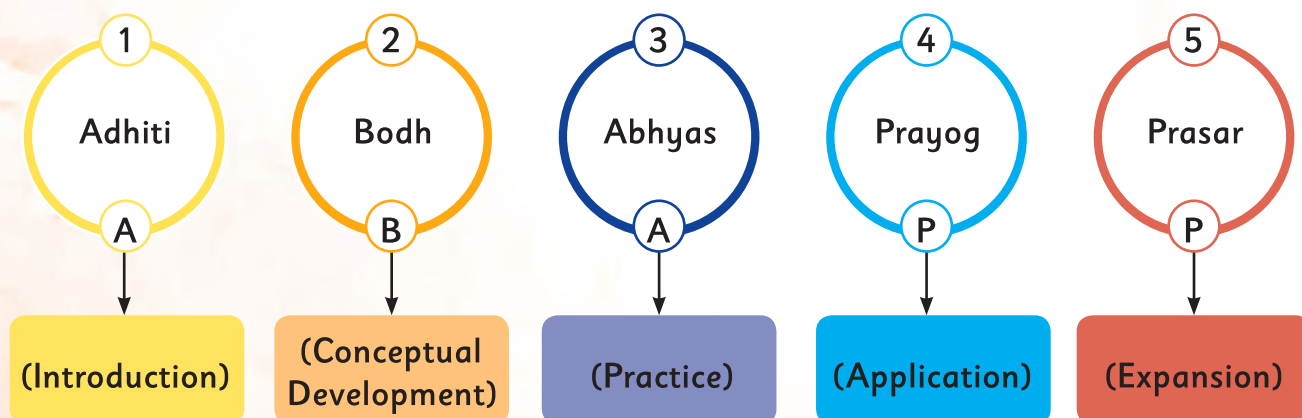
We have prepared this new series based on the directions and guidelines of the National Curriculum Framework (NCF) 2023. It focuses on play-based, activity-based, and experience-based learning while keeping teaching at the center and preparing the material accordingly.

Five-step teaching process – For early years:

Keeping in mind the five-step teaching process, we have presented each lesson and activity in the following order:

- Introduction (Adhiti) – Introducing children to the topic with stories, songs, and poems.
- Conceptual Development (Bodh) – Understanding concepts through simple language and activities.
- Practice (Abhyas) – Engaging children in activities based on repetition, recognition, and identification.
- Application (Prayog) – Giving children opportunities to express what they have learned through their environment.
- Expansion (Prasar) – Group discussions, storytelling, or showing pictures to enhance children's expressive ability.

Panchaadi: (A Five Step Learning Process)



Based on five domains of development

According to NCF 2023, this series pays special attention to children's five main development areas:

- **Physical development** – Developing motor skills through running, jumping, climbing, throwing, catching, and playing activities.
- **Mental development** – Developing emotional stability, cooperation, and social skills.
- **Cognitive development** – Enhancing the ability to think, recognize, and ask questions.
- **Moral development** – Showing moral values through stories with ethical messages.
- **Aesthetic development** – Understanding nature, compassion, beauty, and art.

Our aim is that children not only learn Hindi language but also develop morally, cognitively, and emotionally, building confidence to maintain a bright future.

Key Features



Introduce the letter and new words.


Suggested play-based activities for the teachers and parents.



Provide instructions or tips for teachers in this section.



Promotes application and expansion through fun and child-friendly activities





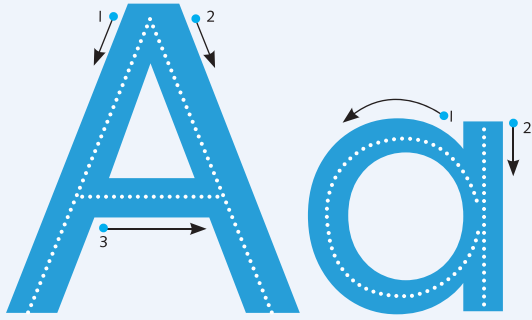
Contents

Letter Aa	5	Letter Rr	26
Letter Bb	6	Letter Ss	27
Letter Cc	7	Letter Tt	28
Letter Dd	8	Activity Time	29
Activity Time	9	Letter Uu	30
Letter Ee	10	Letter Vv	31
Letter Ff	11	Letter Ww	32
Letter Gg	12	Letter Xx	33
Letter Hh	13	Activity Time	34
Activity Time	14	Letter Yy	35
Letter Ii	15	Letter Zz	36
Letter Jj	16	Activity Time	37
Letter Kk	17	Activity Time	38
Letter Ll	18	Activity Time	39
Activity Time	19	Alphabet A-Z	40-41
Letter Mm	20	Exploring the Alphabet	42
Letter Nn	21	Spot The Difference	43
Letter Oo	22	Alphabet Adventure Race	44-45
Letter Pp	23	Letters A -Z	46
Activity Time	24	Word Building	47
Letter Qq	25	Story Time	48






Trace the letters **Aa** with your index finger.



/a/ /a/ apple
Crunchy and sweet,
Juicy and fun,
A healthy treat!



apple



alligator

Think & Answer



1. What is the colour of an apple?
2. What is the taste of an apple?

Teacher's Corner



Play Alphabet Hunt in class. Place pictures or items starting with 'A' (e.g., apple, alligator) around the room and let children find them.

arrow



ant

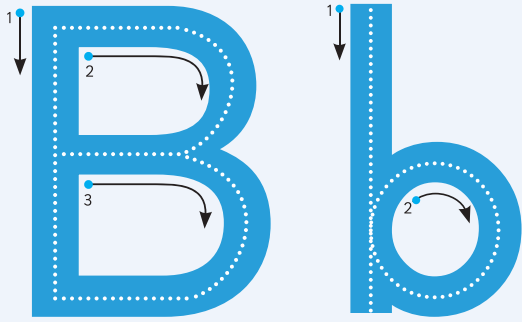
Skill Focus



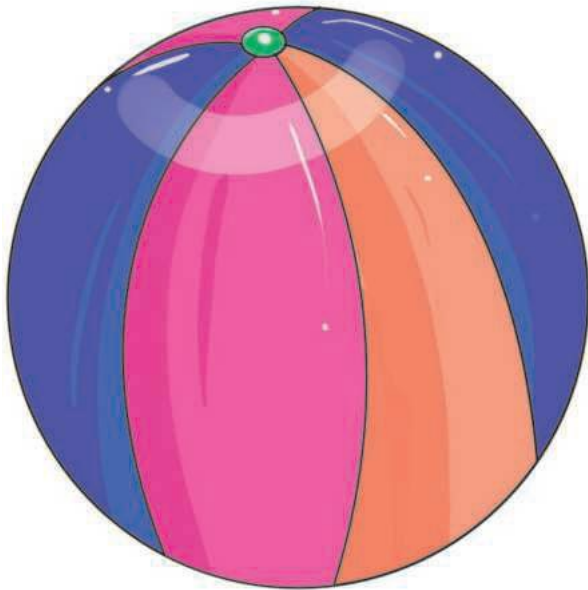
- » Observation
- » Recognition of the initial sound of a letter
- » Vocabulary building
- » Identification




Trace the letters **Bb** with your index finger.



/b/ /b/ ball,
Rolling on the ground,
See my ball
Bouncing up and down.



ball



butterfly



book

Activity




Encourage children to make letters **Bb** using playdough.

Teacher's Corner



Play with a ball during circle time. Use words like “catch”, “drop”, “pick” and “roll” to enhance children’s vocabulary.



banana

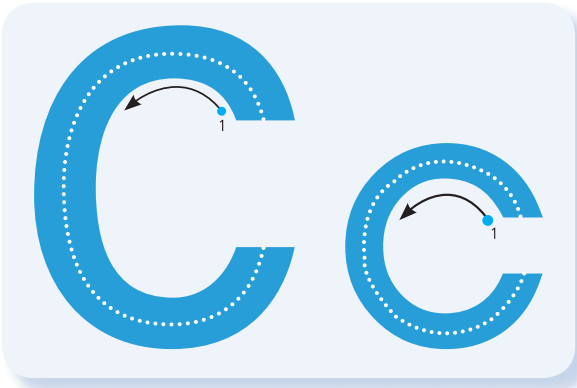
Skill Focus



- » Observation
- » Recognition of the initial sound of a letter
- » Vocabulary building
- » Identification



Trace the letters **Cc** with your index finger.




/k/ /k/ cat
Soft and fat,
Under the fan,
She takes a nap.



cat



cake



carrot

Activity



Create a collage using cutouts of objects that start with the letter **C**, like cat, car, and cup.

Teacher's Corner



Let children dip their index fingers in paint and ask them to give their finger impressions inside the outline of the letters **Cc** drawn on a piece of paper.



cup

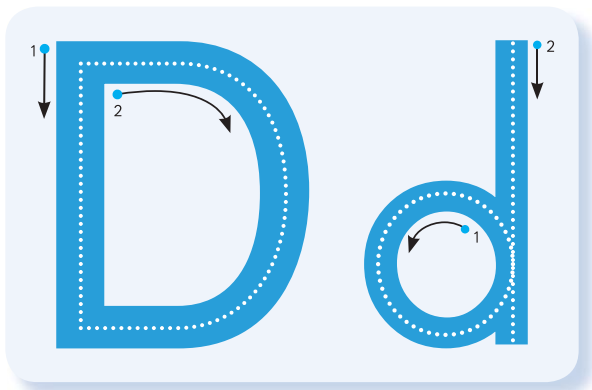
Skill Focus



- » Observation
- » Recognition of the initial sound of a letter
- » Vocabulary building
- » Identification



Trace the letters **Dd** with your index finger.



/d/ /d/ dog,

Runs in the park,

Wagging his tail,

He loves to bark.



dog



duck



drum

Think & Answer



1. What is the colour of the duck?
2. Do you like dogs?

Teacher's Corner



Draw and decorate a big letter **D**, then help children find and paste pictures of items starting with **D**, like duck, drum, and doctor.



door

Skill Focus



- » Observation
- » Recognition of the initial sound of a letter
- » Vocabulary building
- » Identification



Worksheet



Colour the circles using the given code.

A Red

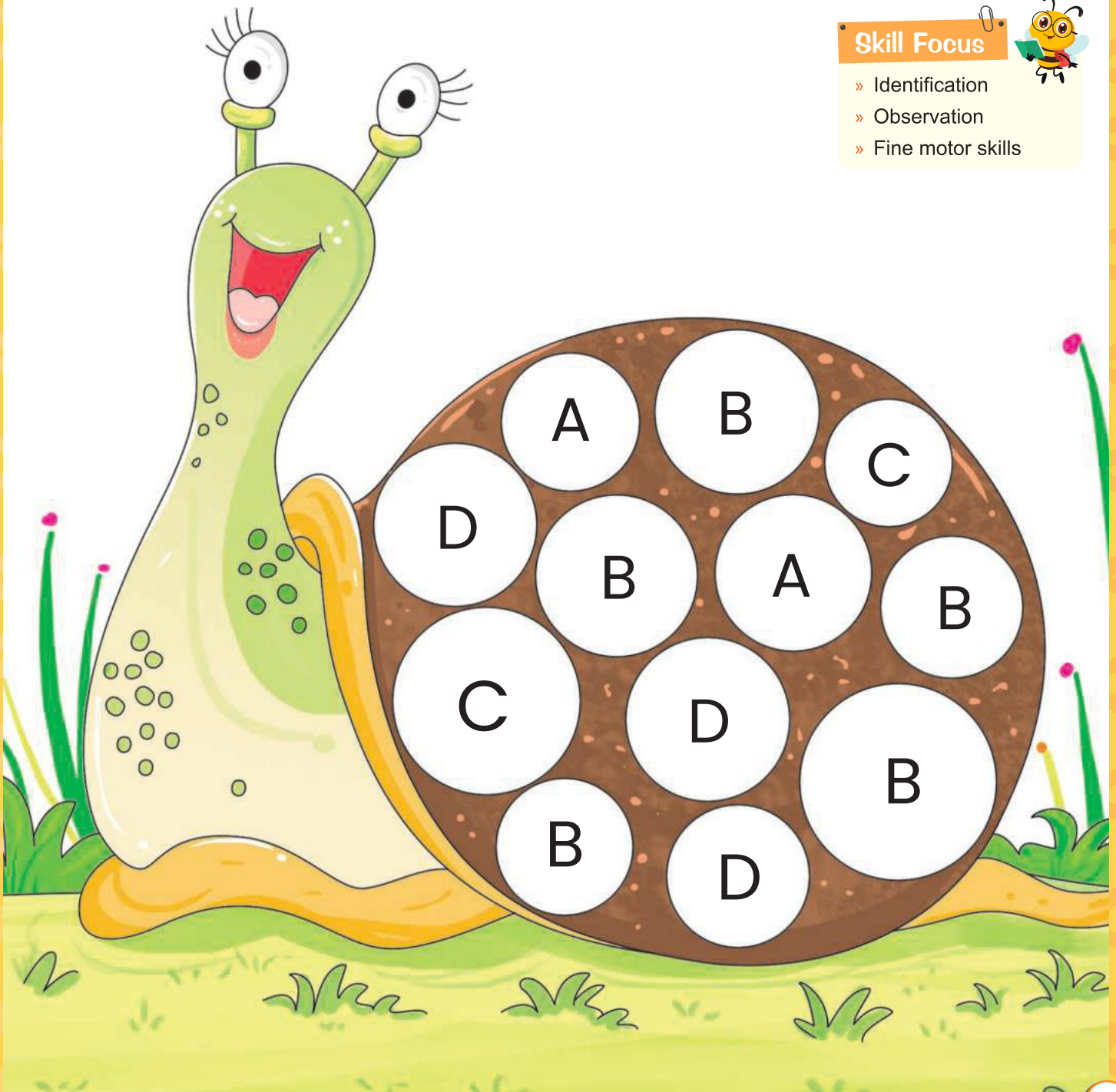
B Yellow

C Green

D Blue

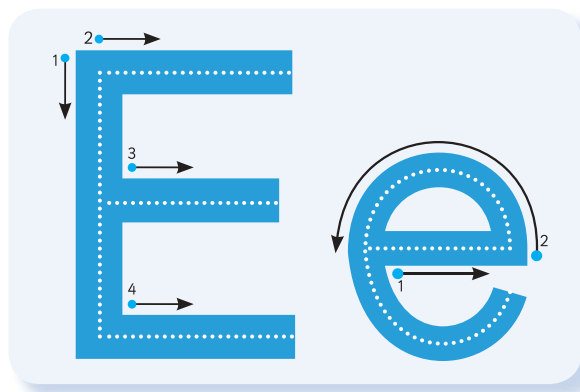
Skill Focus

- » Identification
- » Observation
- » Fine motor skills





Trace the letters **Ee** with your index finger.



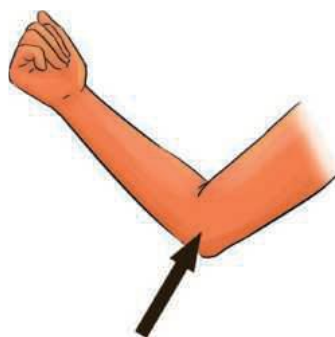
elephant



egg



engine



elbow

Activity



The /a/ and /e/ sounds can be a bit confusing for children. Provide examples of words with /a/ and /e/ to help build recognition of these sounds.

Teacher's Corner



Emphasize on the letter sound /e/. Ask the children to repeat words after you.

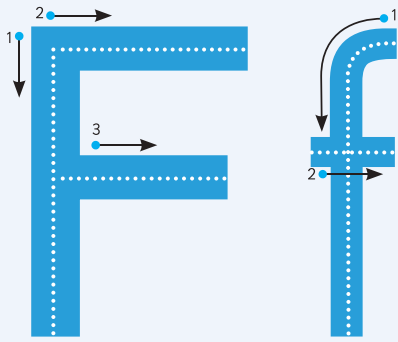
Skill Focus



- » Observation
- » Recognition of the initial sound of a letter
- » Vocabulary building
- » Identification




Trace the letters **Ff** with your index finger.



/f/ /f/ fish

Playing in a pool,
Down in the water,
Clear and cool.



fish



flower



finger



frog

Activity



Encourage children to make the letters **Ff** in sand and in air.

Teacher's Corner

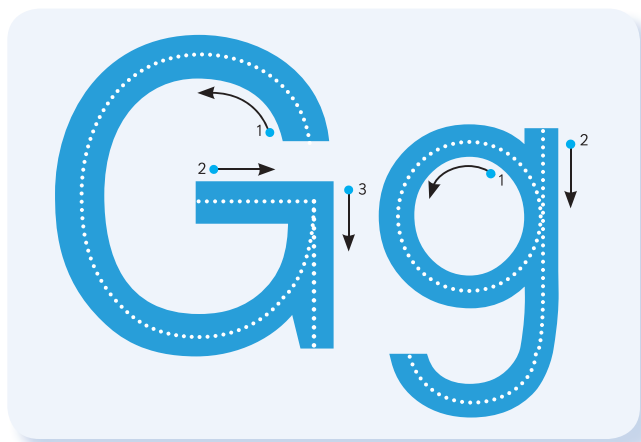


Take the children on a nature walk in the garden. Ask them to pick up fallen flowers and create a collage using the flowers.

Skill Focus




- » Observation
- » Recognition of the initial sound of a letter
- » Vocabulary building
- » Identification



/g/ /g/ grapes,
Juicy and sweet,
Growing on vines,
A tasty treat.



gift



grapes



grass



girl

Skill Focus



- » Observation
- » Recognition of the initial sound of a letter
- » Vocabulary building
- » Identification

Teacher's Corner



Take children out in a garden and ask them to walk on the grass and feel its texture.

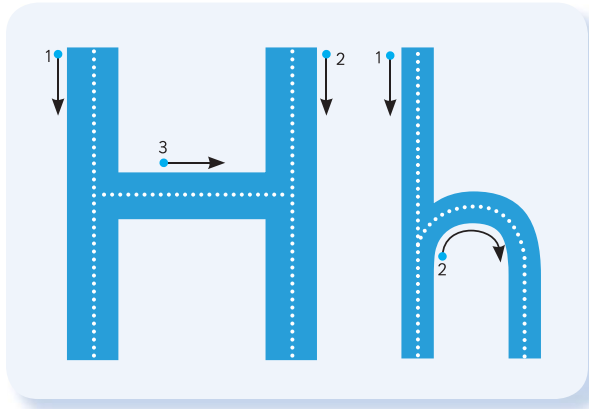
Activity



Ask children to look around and find a friend whose name starts with the letter G.




Trace the letters **Hh** with your index finger.

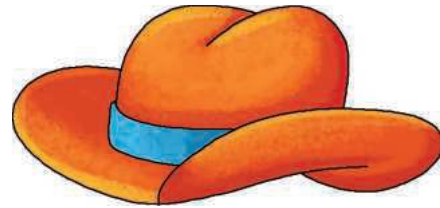


/h/ /h/ hen


Lays eggs for gentlemen,
Sometimes nine,
And sometimes ten.



hen



hat



hippo



horse

Skill Focus



- » Observation
- » Recognition of the initial sound of a letter
- » Vocabulary building
- » Identification

Teacher's Corner



Draw children's attention towards the body parts that begin with the letter **H** like hand, head and hair.

Activity



H is for Hop: Have children hop around the classroom every time they say a word that starts with **H**, like "hat," "hippo," or "house".



Worksheet




Skill Focus


- » Fine motor skills
- » Identification



Look at the pictures and colour the circle with the letter that their name begins with.




e



h



f



g




e

h

f

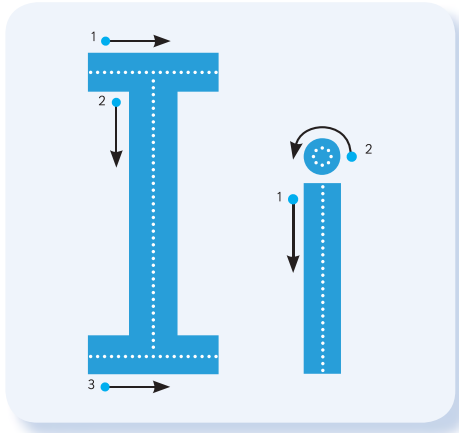
f

h






Trace the letters **ii** with your index finger.



/i/ /i/ inkpot,
Filled with ink.
Ready to write
With just a blink.



inkpot



igloo



iguana



insects

Skill Focus



- » Observation
- » Recognition of the initial sound of a letter
- » Vocabulary building
- » Identification

Teacher's Corner

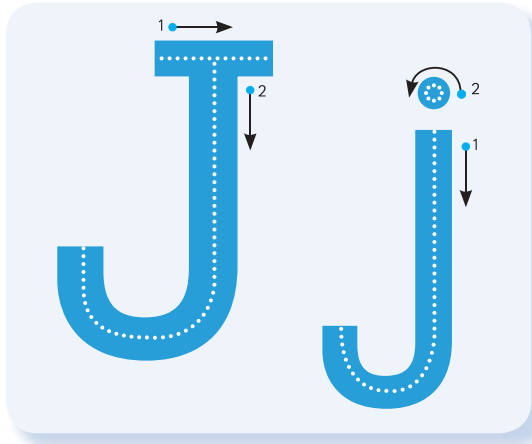


Show the pictures of objects starting with the letter '**i**' other than those given above. Then, read aloud their names to emphasize the letter sound /i/.

Think & Answer



1. Look at the insect pictures above and say their names.
2. Who lives in an igloo?



/j/ /j/ joker
Is jolly and bright
His colourful face
Is a funny sight.



jelly



joker



juice



jug

Skill Focus



- » Observation
- » Recognition of the initial sound of a letter
- » Vocabulary building
- » Identification

Teacher's Corner



Jumping Game: Ask children to jump every time they say a word that starts with the letter **J**, like "jump", "jelly" or "jungle."

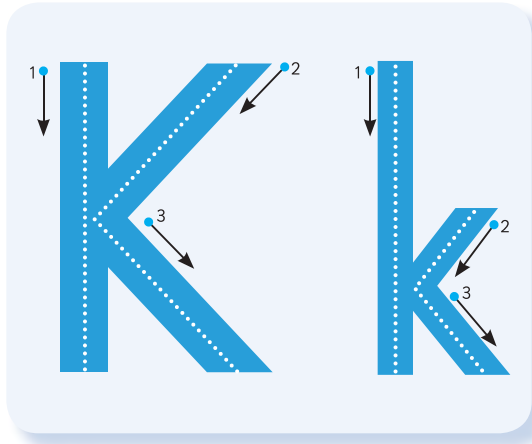
Think & Answer



1. What is your favourite juice?
2. Do you like to eat jelly?



Trace the letters **Kk** with your index finger.



/k/ /k/ kite,
Flying so high,
Soaring through
The bright blue sky.



kite



key



king



kettle

Skill Focus



- » Observation
- » Recognition of the initial sound of a letter
- » Vocabulary building
- » Identification

Teacher's Corner



Engage the children in a fun sound activity to practise letters C and K, as both letters sound the same.

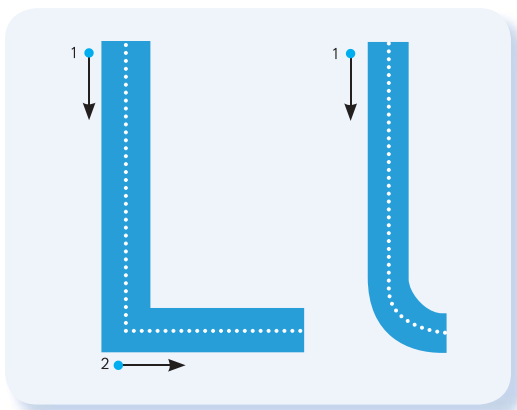
Think & Answer




1. When do we fly kites?
2. Have you seen a key at home?



Trace the letters **Ll** with your index finger.



/l/ /l/ lemon,
On the tree,
Peel it, slice it,
Or make a drink.



lemon



ladder



leaf



lion

Teacher's Corner



Tell the children in class the story of "The Lion and the Mouse".

Activity



Take the children to the playground and organise a lemon race.

Skill Focus



- » Observation
- » Recognition of the initial sound of a letter
- » Vocabulary building
- » Identification



Worksheet



Look at the picture. Find and circle all the matching letters in the box.

Skill Focus

» Identification



» Fine motor skills



I

J	E	A	J	F	J	D
F	F	I	G	I	J	L
C	H	I	J	B	I	K



J

C	F	B	J	F	I	D
I	K	F	J	I	F	K
J	A	I	J	K	L	L



K

K	D	A	D	C	E	D
D	E	F	K	K	H	R
F	J	C	B	K	E	N

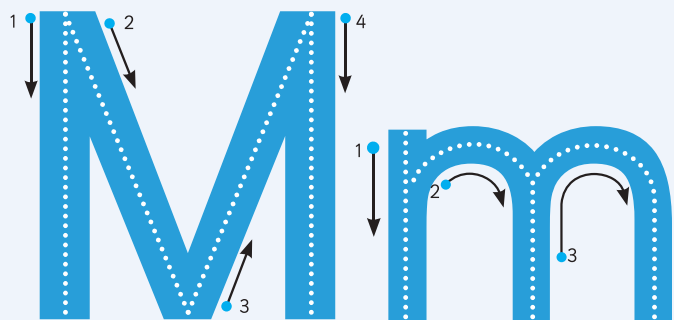


L

A	L	A	D	H	J	P
D	H	B	L	L	C	Q
B	J	L	B	H	D	R



Trace the letters **Mm** with your index finger.



/m/ /m/ moon

Up in the sky.

Shining so bright

As the night goes by.




moon



monkey



milk



mango

Teacher's Corner



Talk to children about day and night. Tell them about the sun, stars and the moon.

Activity



Ask the children to pair up. One child pretends to be a monkey and does some actions, while the other child copies those actions.

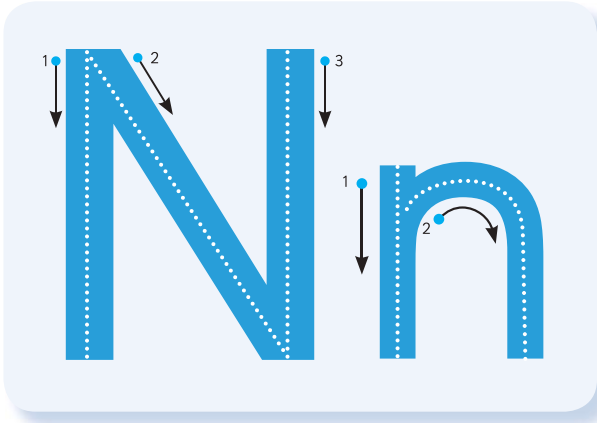
Skill Focus



- » Observation
- » Recognition of the initial sound of a letter
- » Vocabulary building
- » Identification



Trace the letters **Nn** with your index finger.



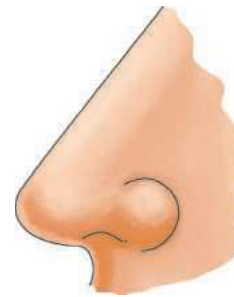
/n/ /n/ nest,
Up in a tree,
Where little birds
Sing happily.



newspaper



nest



nose



necklace

Skill Focus



- » Observation
- » Recognition of the initial sound of a letter
- » Vocabulary building
- » Identification

Teacher's Corner



Encourage children to tell other words that begin with the letter sound /n/, like nut, nightingale and net.

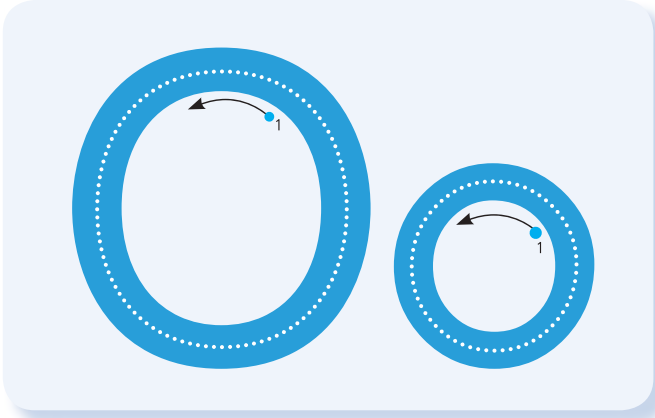
Think & Answer



1. Who lives in a nest?
2. Do you have one nose or two?



Trace the letters **Oo** with your index finger.



/o/ /o/ octopus
Swimming in the sea.
I said, "Hello"
It waved at me.



octopus



ostrich



orange



olive

Skill Focus



- » Observation
- » Recognition of the initial sound of a letter
- » Vocabulary building
- » Identification

Teacher's Corner



Draw children's attention towards the animal names that begin with the letter **O**, like ox, otter and owl.

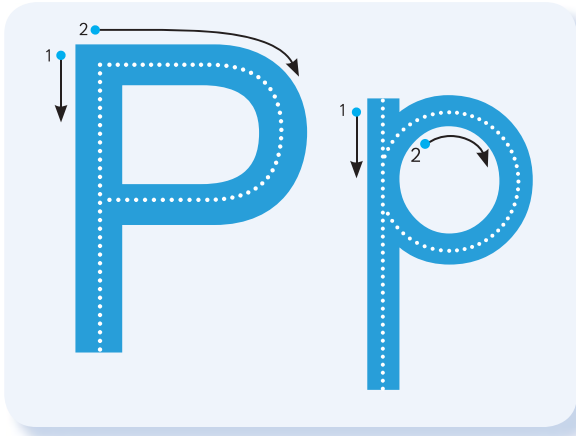
Think & Answer



1. How many arms does an octopus have?
2. Is an orange sweet or salty?



Trace the letters **Pp** with your index finger.



/p/ /p/ peacock
With a graceful show,
Spreading its tail
In a colourful glow!



peacock



parrot



popcorn



pear

Teacher's Corner



Draw children's attention towards the birds' names that begin with the letter **P**, like penguin, parrot and pigeon.

Skill Focus



- » Observation
- » Recognition of the initial sound of a letter
- » Vocabulary building
- » Identification

Activity



Help children create the letters **Pp** using playdough or ice cream sticks.



Worksheet



Look at the pictures and circle the first letter of their names.

Skill Focus

- » Matching
- » Identification
- » Observation
- » Fine motor skills



M

N

O

P



N

O

P



M

N

O



M

N

O

P

Match the capital letters with small letters.

M

O

P

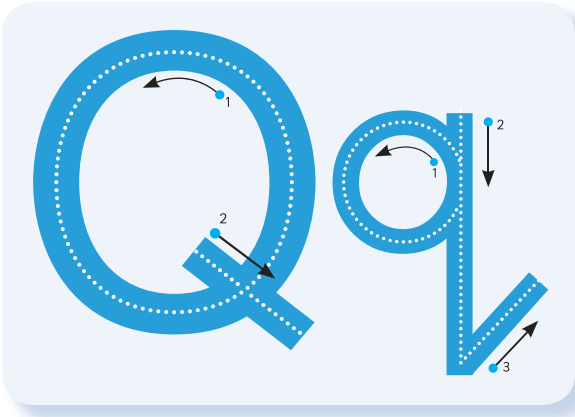
o

p

n



Trace the letters Qq with your index finger.



/kw/ /kw/ quilt
Bright and red,
It keeps me warm,
In the bed.



quilt



queen



quill



quail

Skill Focus



- » Observation
- » Recognition of the initial sound of a letter
- » Vocabulary building
- » Identification

Teacher's Corner



Emphasize on the letter sound /kw/. Ask the children to repeat words after you.

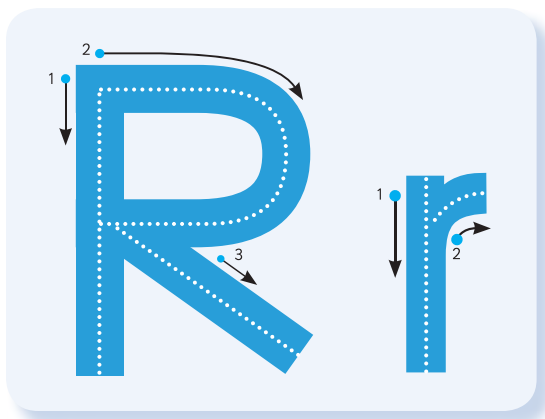
Activity



Ask the children to stand in a queue and demonstrate the action of keeping quiet by putting their fingers on their lips.



Trace the letters **Rr** with your index finger.



/r/ /r/ rabbit,
Soft and grey,
Hops through the garden
Every day.



rabbit



rain



ring



rose

Skill Focus



- » Observation
- » Recognition of the initial sound of a letter
- » Vocabulary building
- » Identification

Teacher's Corner



Show a picture of a rainbow to the children. Then give outline of the rainbow to the children and ask them to fill colours accordingly.


Activity



Take the children to the playground and ask them to hop like rabbits.



Trace the letters **Ss** with your index finger.



/s/ /s/ sun,
Shining so bright,
Warming the day
With golden light.



sun



socks



spoon



star

Skill Focus

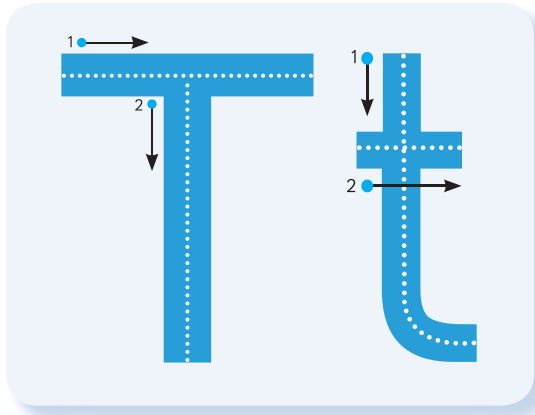
- » Observation
- » Recognition of the initial sound of a letter
- » Vocabulary building
- » Identification

Teacher's Corner

Ask children to trace the letter **S** on paper and stick pictures of items whose names start with letter **S**, like spoon, snake, and sun, around the letter.

Think & Answer

1. Is the sun hot or cold?
2. Do we see the sun in the day or night?
3. Do stars twinkle at night?



/t/ /t/ tree

Has many leaves,
Some are brown,
And some are green.



tree



tiger



train



tomato

Skill Focus

- » Observation
- » Recognition of the initial sound of a letter
- » Vocabulary building
- » Identification



Teacher's Corner



Talk to the children about the importance of trees and have a tree-planting day in the school.

Activity



Play an interesting game. Write the letters from Qq to Tt on pieces of paper and mix them up in a pot . Place it on a table and ask children to find the letters Tt.



Worksheet




Colour the boxes according to given code.

Skill Focus




- » Observation
- » Fine motor skills
- » Identification





Trace the letters **Uu** with your index finger.



/u/ /u/ umbrella

Saves me in the rain.

When the sun comes out,
I put it down again.



umbrella



up



under



uncle

Teacher's Corner



Emphasize on the letter sound /u/ and avoid using the words, like uniform, utensils and unicorn.

Think & Answer

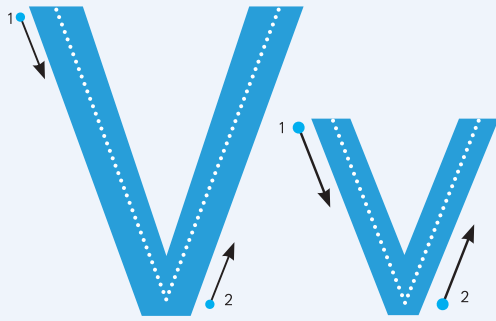


1. What do we use when it rains?
2. Is the dog under the table?

Skill Focus



- » Observation
- » Recognition of the initial sound of a letter
- » Vocabulary building
- » Identification



/v/ /v/ vegetables
Healthy and good,
I always eat them,
As my food.



vegetables



vase



vulture



violin

Teacher's Corner



Discuss the benefits of eating vegetables and how they are good for our health.

Activity



Celebrate Vegetables Day in the classroom. Show different vegetables to the children and ask them to identify their names.

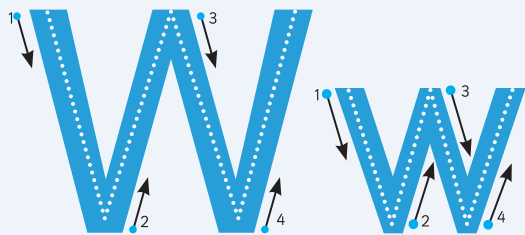
Skill Focus




- » Observation
- » Recognition of the initial sound of a letter
- » Vocabulary building
- » Identification



Trace the letters **Ww** with your index finger.




/w/ /w/ whale,
Swimming in the sea,
Splashing in water,
Wild and free.



whale



watch



watermelon



window

Teacher's Corner



Provide children with half-cut paper plates. Help them colour the plates to make a watermelon slice. They can stick bindis on the plate to show the seeds.

Activity



Ask the children to look out of the window and name the things starting with /w/ sound that they can see outside.

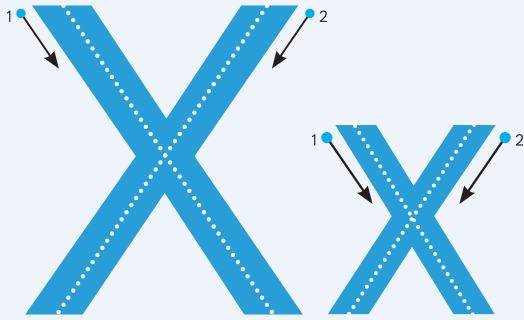
Skill Focus



- » Observation
- » Recognition of the initial sound of a letter
- » Vocabulary building
- » Identification



Trace the letters **Xx** with your index finger.



/ks/ /ks/ fox

Quick and sly.
With bright eyes,
And a clever mind.



x-mas Tree



x-ray



bo**x**



si**x**

Teacher's Corner



Emphasise on the letter sound /ks/ by giving some more examples.

Skill Focus



- » Observation
- » Recognition of the initial sound of a letter
- » Vocabulary building
- » Identification

Activity



Make letter **X** using pencils.



Worksheet




Skill Focus

- » Fine motor skills
- » Identification
- » Observation




Find and circle the same letter.


Aa



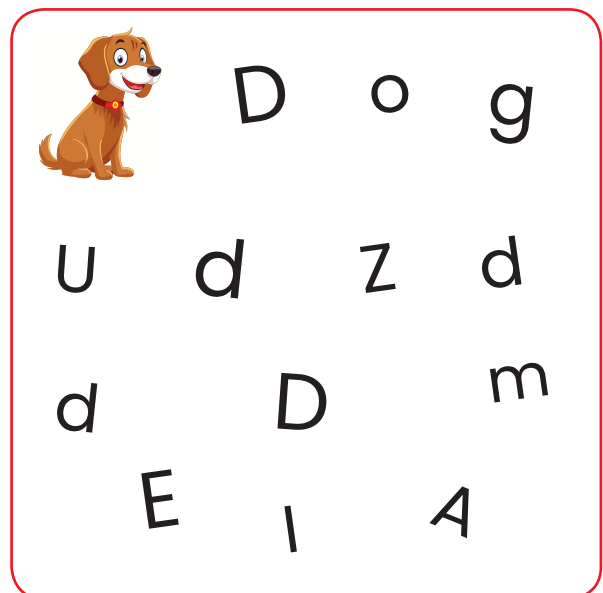
Bb



Cc

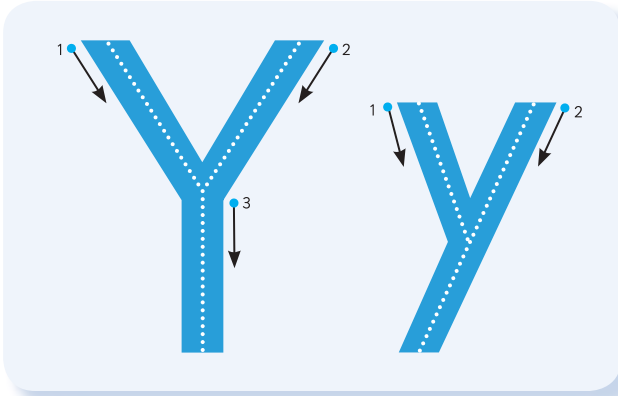


Dd





Trace the letters **Yy** with your index finger.



/y/ /y/ yo-yo,
Spinning around,
Up and down,
It makes no sound.




yo-yo



yacht



yak



y

Skill Focus



- » Observation
- » Recognition of the initial sound of a letter
- » Vocabulary building
- » Identification

Teacher's Corner



Give each child a few ice-cream sticks and tell him/her to make letter **Y**.

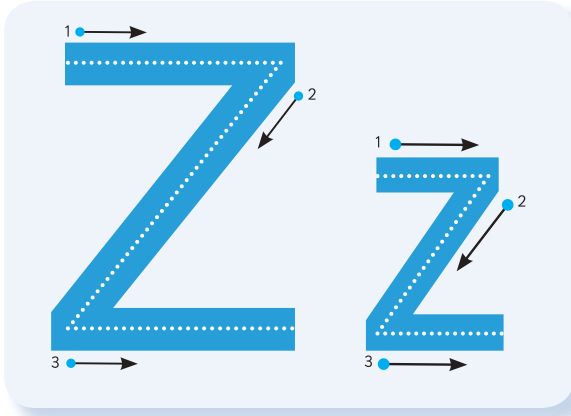
Think & Answer



1. Where does a yak live – cold places or hot places?
2. What is the colour of the yolk?



Trace the letters **Zz** with your index finger.



zebra



zig-zag



Teacher's Corner

Spread the flashcards displaying objects starting with letters **W** to **Z** in front of the children and ask them to pick out the flash cards depicting objects starting with the letter **Z**.

/**z**/ /**z**/ zebra

Lives in the zoo,
With tigers and lions,
Elephants and giraffes too.



zOO



zip

Skill Focus

- » Observation
- » Recognition of the initial sound of a letter
- » Vocabulary building
- » Identification



Activity

Draw zigzag lines on the floor and ask children to walk on them.

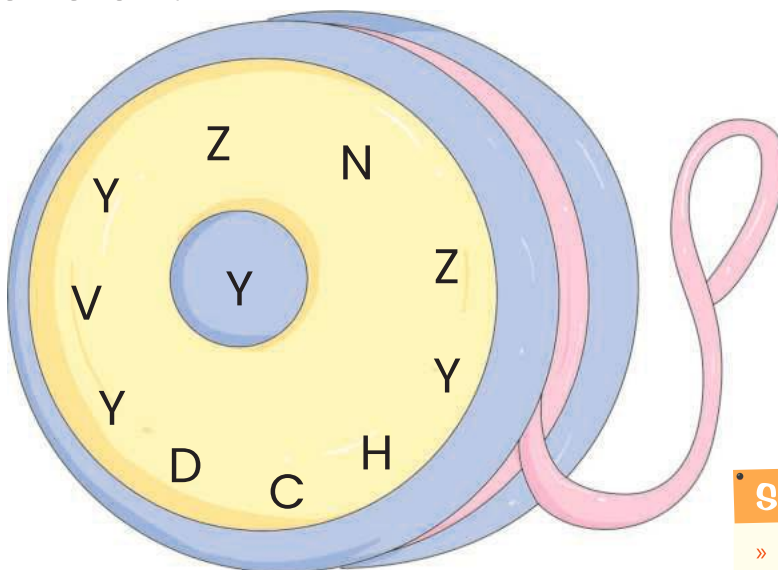




Worksheet



Circle the letters Y.



Skill Focus

- » Identification
- » Observation



Match the same pictures.





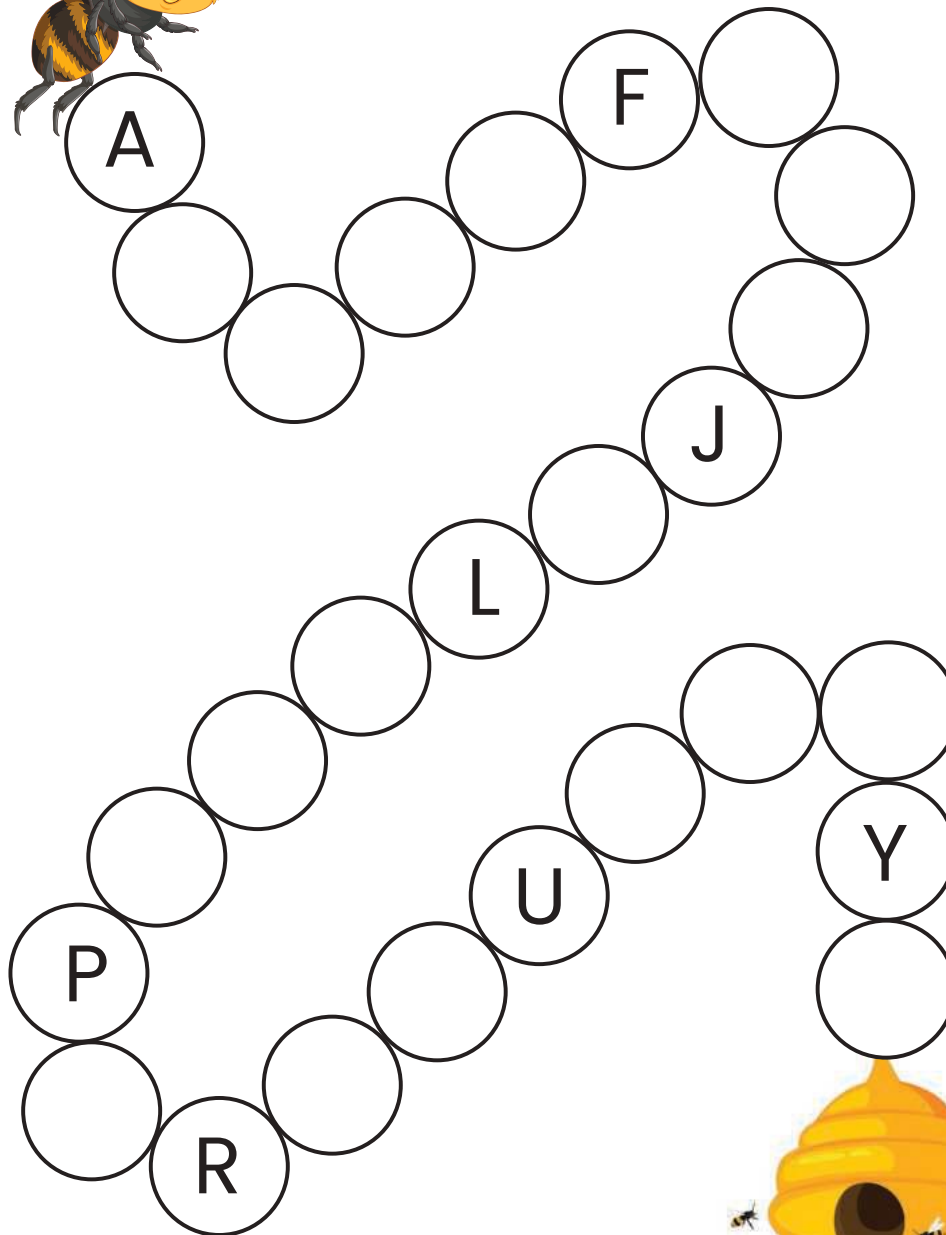
Worksheet



Write the missing capital letters.

Skill Focus

- » Identification
- » Observation







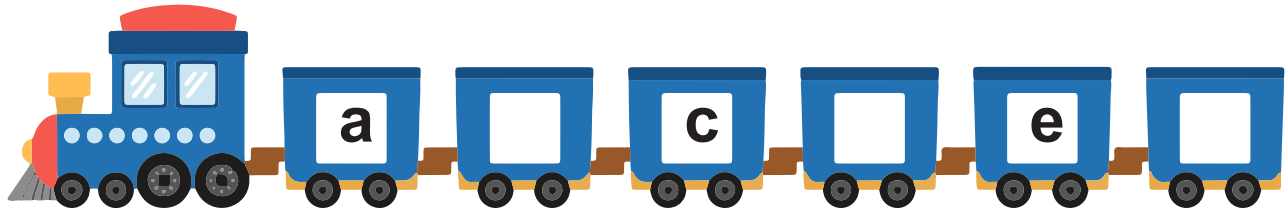
Worksheet



Write the missing small letters.

Skill Focus

- » Identification
- » Observation





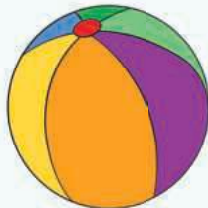
Alphabet A-Z

Aa



apple

Bb



ball

Cc



cat

Dd



dog

Ee



elephant

Ff



fish

Gg



goat

Hh



hat

Ii



igloo

Jj



juice

Kk



kite

Ll



lion

Mm



Nn



nest

Oo



octopus

Pp



pizza

Qq



queen

Rr



rainbow

Ss



sun

Tt



turtle

Uu



umbrella

Vv



violin

Ww



watermelon

Xx



xylophone

Yy



yak

Zz

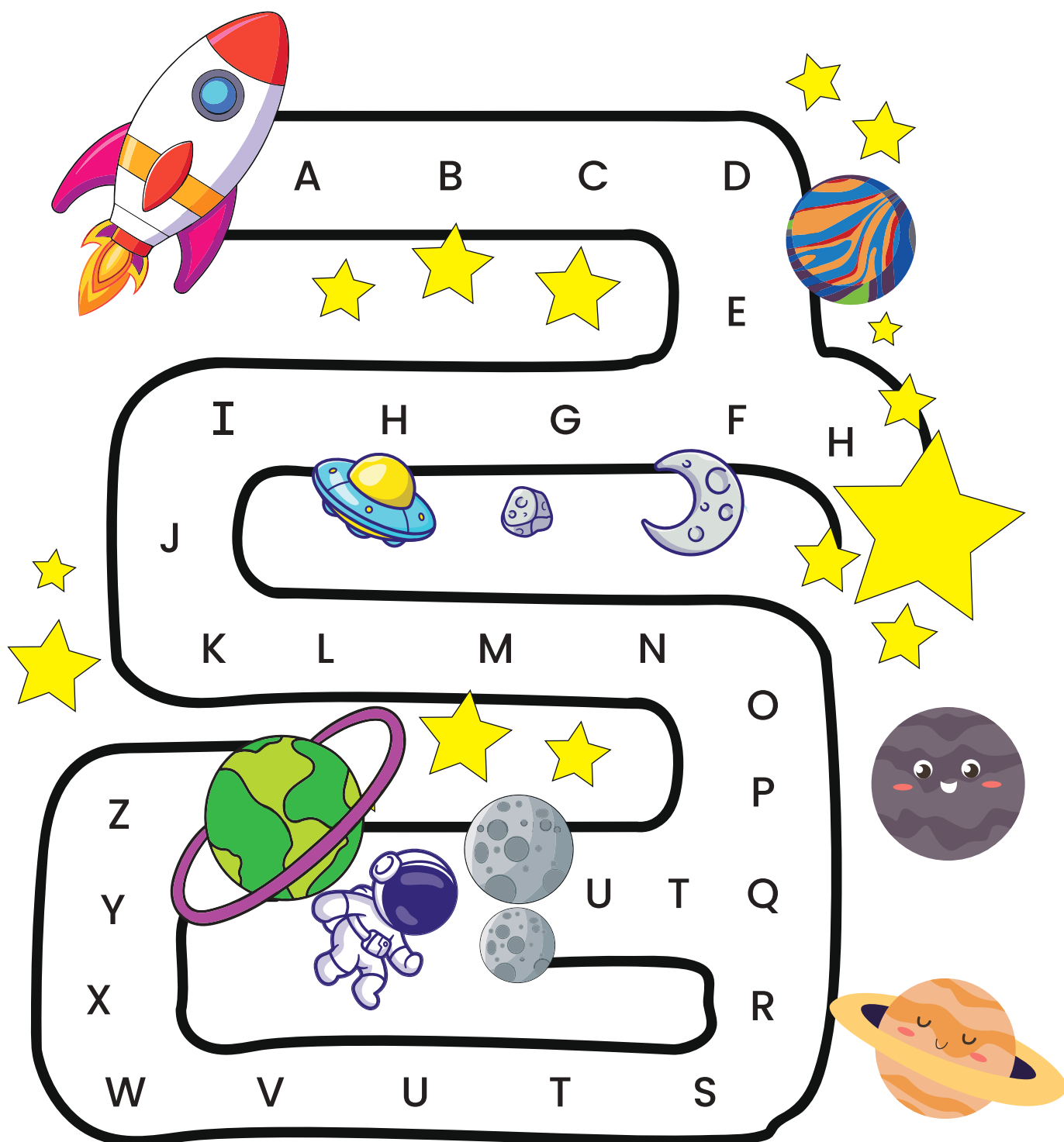


zebra



Exploring the Alphabet

Let's help the rocket fly through space! 🚀 Start from letter A and follow the path by saying each letter in ABC order. Go step by step — A, B, C, D... all the way to Z. Keep walking on the alphabet path and reach the shining stars! ★





Spot the Difference

Find 4 differences in the two pictures.








Alphabet Adventure Race

Hello, kids! Let's play the ABC Race Game using a dice!

What You Need:

- 1 Dice 
- 1 Button/coin/toy as your **player marker** 

How to Play:

1. Everyone puts their game piece on the **"Start" (A)**.
2. Take turns to roll the **dice**.
3. Count the dots on the dice out loud:
"One... Two... Three..."
4. Move your game piece forward that many spaces.
5. When you land on a letter, say the letter and the picture:
 "This is C for Cat!"
6. Now it's the next player's turn.

Make It More Fun:

- If you land on an **animal**, make its sound!
- If you land on **U for Umbrella**, pretend to open an umbrella!
- If you land on **S for Sun**, say "Hello, Sun!"
- Clap your hands for every correct answer!
- Dance when you land on a vowel (A, E, I, O, U)



How to Win the Game:

The first one to reach **Z – Finish** says

"Hooray! I finished the ABC Race!"

But remember — everyone who plays is a **winner!**






A



B



C



D



E



F



G



H



I



J



K



L



M



N



O



P



Q



R



S



T



U



V



W



X



Y




Z





Letters A - Z

Join the letters from A to Z to complete the picture and colour it.





Word Building

Write the first letter of the names of the following objects together and make new words.



+



+



=



+



+



=



+



+



=



+



+



=



+



+



=



+



+



=





Story Time

The Talkative Tortoise



Teacher's Corner



Picture reading is an important step in the language development and imagination. This page focuses on helping students to learn new vocabulary words.