

GS HIGH SPEED
DOORS



AUTO FULL

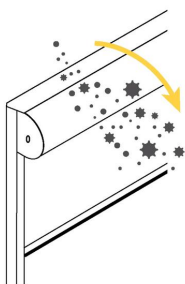
The versatile AUTO-FULL built to handle the demands of high-traffic environments, providing seamless access while maintaining optimal safety. It also features 'blu.' Bluetooth technology, empowering users with convenient handheld control.



PRODUCT INFORMATION

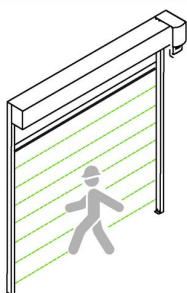
Why AUTO-FULL?

Hood cover included



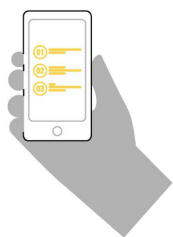
The AUTO-FULL comes with an added hood cover as standard.

Anti-crushing barriers



There is a safety light curtain integrated on the legs. When it detects an obstacle it inverts the direction of the curtain.

Set up with your phone



The blu. app allows for a setup with your device. Adjust the limits using your smart phone.



PRODUCT INFORMATION

Key Benefits



Flexible bottom edge to flex around obstructions and help prevent entrapment.



Versatile application suitable for internal and external openings with various dimensions.

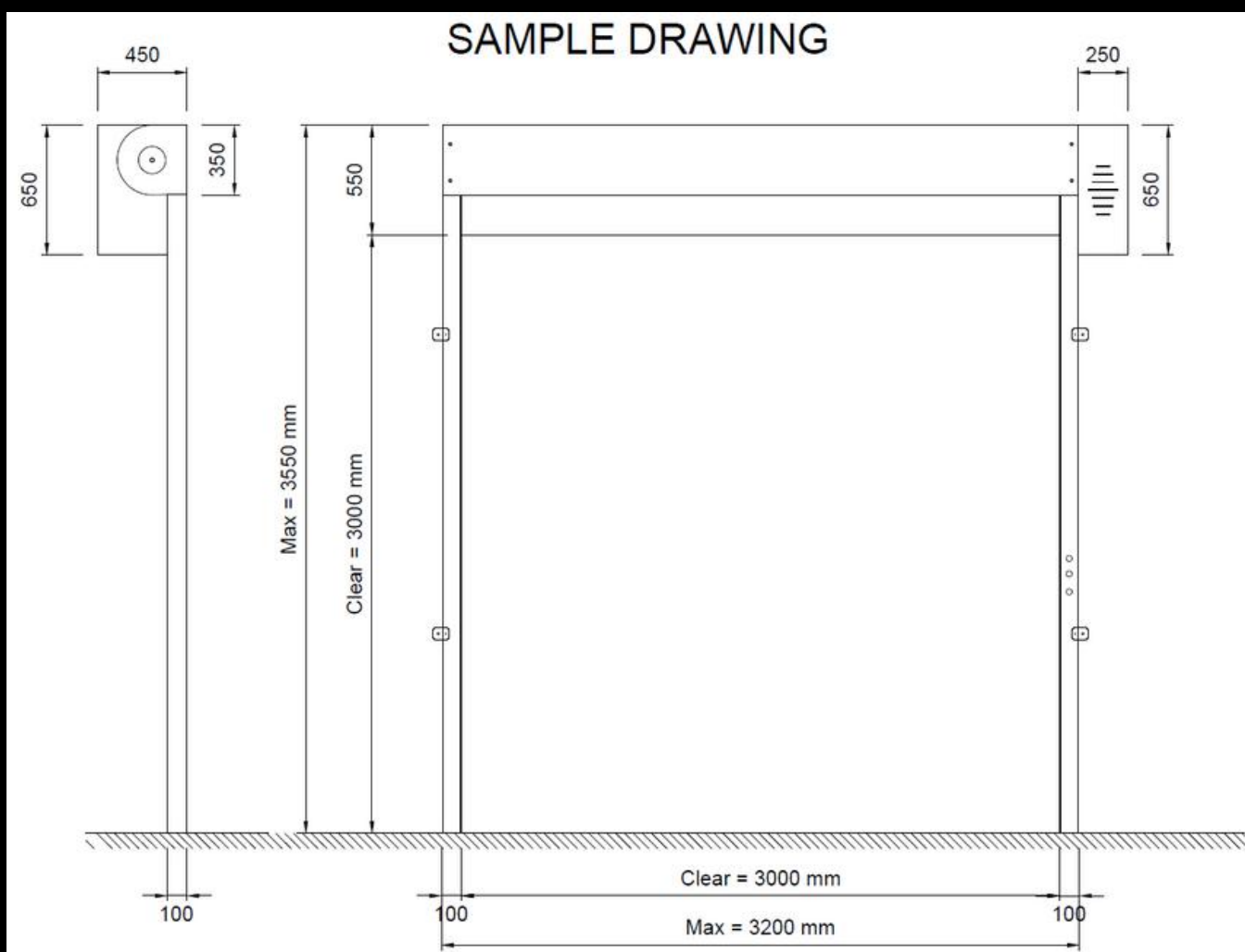


Equipped with zip curtain to allow for easy repair following impact damage.



Ideal for high traffic environments due to a fast, efficient operation.

Technical Drawing





PRODUCT INFORMATION

Technical Details

Max opening sizes	Width: 6000 mm - Height: 5500 mm
Drive unit	Side-mounted direct drive
Control panel	High level pre-wired mounted on the motor
Structure	Self-supporting
Uprights	Steel profiles with polyzene sliding guides
Frame finish	Galvanised steel Stainless steel Powder coated
Activation	Start and stop push buttons integrated on the low level control box
Curtain	900 g/m ² PVC coated fabric
Safety	Plug & play infrared light curtains IP67
Speed	Max opening speed 2.0 m/sec Closing speed 0.8 m/sec
Installation	Internal / external
Power supply	Single phase 230 V - 16 AMP
Performance	1,000,000 cycles
Wind resistance	Class 2 up to 6000 mm W x 5500 mm H (clear sizes) Class 3 up to 4000 mm W x 4000 mm H (clear sizes) upon request
Windows	Row of vision panels 1000 mm W x 300 mm H
Manual opening	Crank handle



PRODUCT INFORMATION

PVC Specification

Type	Poly Panama
Material	Polyester 1100 Dtex
Coating	PVC
Fabric weight	900 gr/m ²
Thickness	1.05 mm
Finishing	Lacquered both sides
Resistance to heat	+70°C
Resistance to cold	-30°C


Available Colours



RAL 3002



RAL 2004



RAL 1003




RAL 6026




RAL 5002



RAL 5012




RAL 7037



RAL 7035



RAL 9010



Translucent



PRODUCT INFORMATION

Discover blu. Technology

App Overview



Voice assistant



Fast installation



Easy setup
with the app



Bluetooth
connectivity



Diagnostics



Data reports



Updates



Speed control



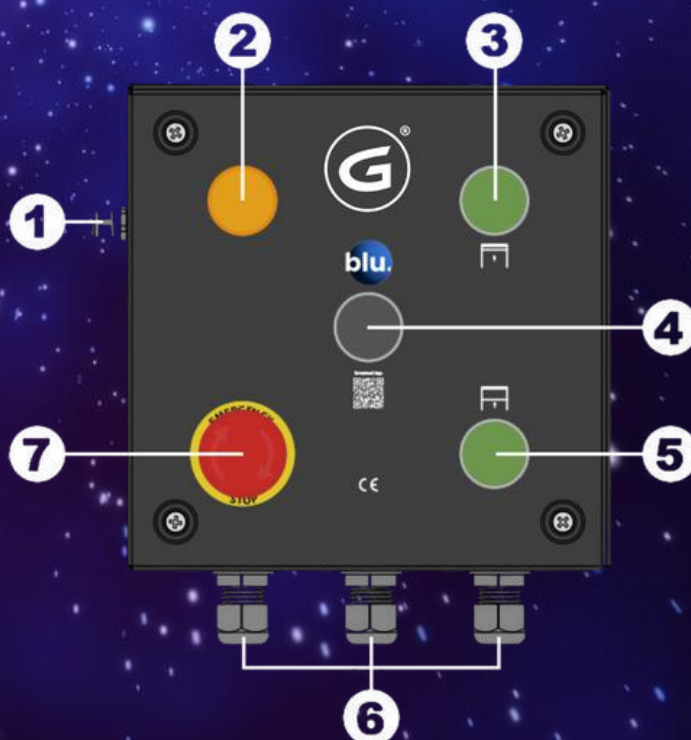
Download on the
App Store



GET IT ON
Google Play

Control Panel Overview

1	Plug and play connection
2	LED flashing light
3	Start push button
4	blu. push button
5	Partial opening push button
6	Accessory attachment
7	Emergency button



GET A QUOTE

INTERESTED IN THE AUTO-FULL?

If you would like to find out more about the AUTO-FULL, our dedicated experts will answer any questions and ensure you receive a comprehensive, competitive quote.

