



PRODUCT CATALOG

Featuring products by:



SIMPLYCONSERVE®



World-class
products and
cutting-edge
services for
your customers

Table of Contents

Introduction **4**

Smart Home **6**

Smart Lighting	7
Smart Thermostats	9
Smart Sockets	14

Electrification **18**

EV Chargers	19
-------------	----

Water **22**

Fixed-Mount Showerheads	23
Handheld Showerheads	30
ShowerStart® Express Tub and Shower System	34
Thermostatic Shut-off Valves (TSV)	38
Faucet Aerators	42
Lawn Care	46
Toilet and Water-Saving Products	49

Lighting **53**

Residential	54
Commercial	61

Weatherization **72**

Weatherstripping	73
Door Bottoms and Thresholds	77
Caulk and Caulk Guns	80
Insulation, Covers, and Accessories	82

Home Accessories **86**

Power Strips	87
Power Banks	90
Smoke and CO Detectors	92
Tapes and Brushes	94
Locks and Hardware	96
Thermometers	98

Why Choose AM Conservation?

Achieve Your Goals with Us

AM Conservation is your trusted resource for energy- and water-efficient products. From smart thermostats to LED light bulbs, showerheads, faucet aerators and advanced powerstrips, our products leverage innovative technology to maximize savings. We guarantee quality with product certifications from ENERGY STAR®, DLC and WaterSense®.

As a manufacturer and distributor with over 30 years of merchandising, online product sales, program implementation and logistics experience in the energy and water efficiency industry, we are uniquely qualified to provide reliable products and services.

30+

Experience

We have been in business for more than 30 years, which means we've got the experience and market expertise to achieve your unique goals.



Fast & Safe Delivery

Our industry-leading logistics network follows extensive best practices, including maintaining ample inventory on-hand, to fulfill orders in a seamless and timely manner.



Reliable Pricing

Our manufacturer-direct product pricing builds value for your business and your customers.



Top-Level Support

We provide concierge-level customer service with after-sale support.



Efficient Products

We offer products that are custom-engineered and hand-picked to provide superior performance at an accessible price point.

Premium Products & Services

AM Conservation's robust product line is ideal for a variety of clients, including utilities, municipalities, program implementers, contractors, distributors, retailers, non-profit agencies and more.



Scan to watch product installation videos on AM Conservation's YouTube Channel



Rapid & Reliable Fulfillment

We ship directly from our warehouse to your job site or store.




Unparalleled Value

Our unique, competitively priced product mix builds value for your business and your customers.



Discount Opportunities

We offer the ability to order in bulk, saving time and providing cost savings to both you and your customers.

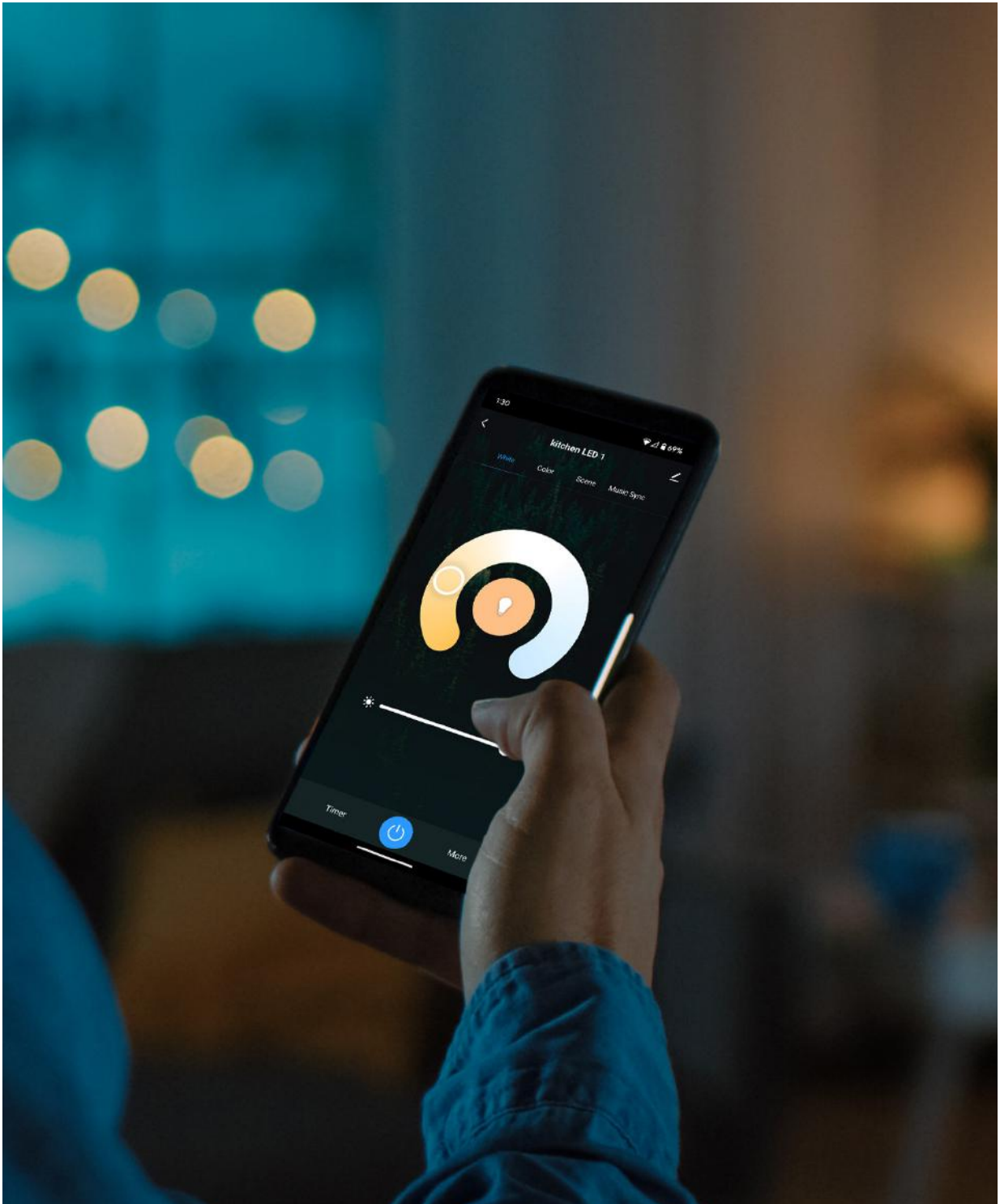


Smart Home Products

Stay Connected and In Control

Wi-Fi and voice-compatible solutions allow your customers to adjust their home devices from anywhere for true smart control.





Smart Lighting



SIMPLY CONSERVE®

Simply Conserve® Smart LED Lamps

Illuminate a world of possibilities with your smart home bulbs. Change brightness and color based on your daily activity. Bring them to life by naming, grouping and sharing your smart bulbs. With the touch of a finger or the ease of voice control, you can monitor and adjust your lights from anywhere.



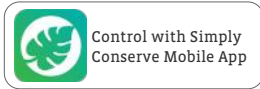
MODEL NUMBER	WATTS	VOLTAGE	INITIAL LUMENS	CCT	CRI	BASE TYPE	CASE QTY.	WARRANTY
L9W-A19-CCT-RGB-WiFi G2	9W	120V	800	2700K-6500K	≥80	E26	24	1 year
L8W-BR30-CCT-RGB-Wifi G2	8W	120V	800	2700K-6500K	≥80	E26	24	1 year



SIMPLY CONSERVE®

Simply Conserve® Wi-Fi & BLE-Enabled Smart Recessed Downlight Retrofit

Illuminate a world of possibilities with Simply Conserve's smart downlight retrofit. Change brightness and color based on your daily activity. Name, group and share multiple smart down lights. With the touch of a finger or the ease of voice control, you can monitor and adjust your lights from anywhere.



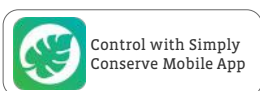
MODEL NUMBER	NOMINAL SIZE	NOMINAL WATTS	VOLTAGE	LUMENS	CCT	CRI	DIMMING	CASE QTY.	WARRANTY
L12DL5/6-CCT-RGB-WiFi-BLE	6.3" x 2.8"	12W	120V	950	2200-6500K	≥80	Yes	30	5 year



SIMPLY CONSERVE®

Simply Conserve® Single-Pole Wi-Fi Smart Switch

The Simply Conserve® single-pole smart switch adds intelligence to a building's already existing 120V circuit by providing voice, scheduling and remote-control capabilities to existing traditional lighting loads. Control the switch from anywhere in the world with a hub-free interface through the Simply Conserve app. Easily install in new construction, remodeled spaces or retrofit projects to enjoy a seamless and smart experience.



MODEL NUMBER	VOLTAGE	CASE QTY.	WARRANTY
SW-SP-100/240V-WiFi-WH	100-240V, 50/60 Hz	60	1 year



Smart Thermostats



Polished Steel



Google Nest Learning Thermostat

The Nest Learning Thermostat is the first thermostat to receive ENERGY STAR® certification. It learns your preferred temperature and builds a schedule around yours. Control your thermostat settings from anywhere with your smart phone, tablet, or laptop.



Carbon Black



Stainless Steel



Mirror Black



White



Brass



Copper

MODEL NUMBER	VOLTAGE	COLOR	CASE QTY.
T3019US	24VAC	Polished Steel	4
T3016US	24VAC	Carbon Black	4
T3007ES	24VAC	Stainless Steel	4
T3018US	24VAC	Mirror Black	4
T3017US	24VAC	White	4
T3032US	24VAC	Brass	4
T3021US	24VAC	Copper	4



Fog



Google Nest Smart Thermostat

The Nest Thermostat can turn itself down to save energy when you leave the house. You can control it from anywhere with the Google Home app—whether you're on an errand or on vacation. You can even change the temperature without getting off the couch or out of bed. Just say, "Hey Google, turn up the heat."* The Nest Thermostat looks out for your heating or cooling system. If something doesn't seem right, it can send an alert.

*Functionality available with Google Home or Google Home Mini Smart Speaker.



Sand



Charcoal



Snow

MODEL NUMBER	VOLTAGE	COLOR	CASE QTY.
GA02083-US	24VAC	Fog	6
GA02082-US	24VAC	Sand	6
GA02081-US	24VAC	Charcoal	6
GA01334-US	24VAC	Snow	6

COPELAND

Sensi™ Touch 2 Smart Thermostat

The Sensi Touch 2 smart thermostat focuses on providing the best homeowner experience including easy set-up, large glass LCD touchscreen, and compatibility with room sensors*.


*Sensors sold separately.



White



Black



MODEL NUMBER	VOLTAGE	COLOR	CASE QTY.
ST76WU	24VAC	White	6
ST76U	24VAC	Black	6

COPELAND

Sensi Wi-Fi Smart Thermostat

The Sensi Wi-Fi Thermostat was designed to function seamlessly with your smart phone for comfort and control on your terms. From across the room or across the country, you can use the intuitive app to remotely control and schedule your home comfort. Any time, anywhere.



MODEL NUMBER	VOLTAGE	COLOR	CASE QTY.
ST55U	24VAC	White	48

Honeywell Home

Honeywell T9 Smart Thermostat

The T9 Smart Thermostat helps you achieve greater comfort and efficiency in your home. This ENERGY STAR® certified thermostat can be programmed with a schedule or allowed to adapt to your busy life on the fly. Control and monitor usage from anywhere simply by using your smartphone or tablet, integrate it completely with your smart home, and enroll in utility rebate programs to start earning rewards for saving energy. Now your home can always feel exactly how you like it, all while saving money on your energy bills.



MODEL NUMBER	VOLTAGE	COLOR	CASE QTY.
RCHT9510WFW2001/W	24VAC	White	1



ecobee

ecobee3 Lite Smart Thermostat

One small change can make all the difference. With its beautiful design, easy-to-use touchscreen display, and up to 23% savings on heating and cooling costs, the ecobee3 lite is the smarter thermostat that helps you live better and save more.*

*Compared to a hold of 72°F.




MODEL NUMBER	VOLTAGE	COLOR	CASE QTY.
EB-STATE3LT-02	24VAC	Black	8



ecobee

ecobee Smart Thermostat Enhanced

ecobee's Smart Thermostat Enhanced uses advanced sensor technology to intelligently adjust for comfort where and when you need it, saving you money on energy.



MODEL NUMBER	VOLTAGE	COLOR	CASE QTY.
EB-STATE3LT-02	24VAC	Black	8



ecobee

ecobee Smart Thermostat Premium

Saving energy is just the beginning with ecobee's all-new Smart Thermostat Premium. Harmonize your savings and comfort while also taking care of your home's health and security needs.



MODEL NUMBER	VOLTAGE	COLOR	CASE QTY.
EB-STATE6-01	24VAC	Black	8



amazon smart thermostat

Amazon Wi-Fi Smart Thermostat

With DIY installation, remote control from your mobile phone, and the ability to track and manage energy usage with a dashboard, this smart thermostat empowers users to save money and energy. Check compatibility before purchasing by visiting amazon.com/SmartThermostat.




MODEL NUMBER	VOLTAGE	COLOR	CASE QTY.
53-026123	24VAC	White	12



Mysa Smart Thermostat

Whether you're holding down home base or out taking care of business, this Wi-Fi-enabled thermostat for electric heating or cooling keeps cozy control and easy energy savings right at your fingertips.



MODEL NUMBER	VOLTAGE	COLOR	CASE QTY.
MYSA-V2	120VAC/240VAC	White	1





Smart Socket

SIMPLYCONSERVE®

Simply Conserve® Smart Socket **CUSTOMIZABLE** 

Automate your home and transform your appliances with the Simply Conserve smart socket. Plug in any appliance to control it with the ease of a smart device. Turn it on and off with the sound of your voice and control it from anywhere in the world with the Simply Conserve mobile app. Set timers to automatically activate your devices according to your busy schedule – like turning on your fan when you arrive home from work or turning off your child’s lamp when they fall asleep.



MODEL NUMBER	PLUG TYPE	VOLTAGE	RATED POWER	RATED CURRENT	STANDBY POWER	SIZE	CASE QTY.	WARRANTY
SS-15A1-WiFi-BLE	US	AC 120V, 60Hz	1875W	15A (resistive load)	≤0.7W	2.75x1.57x1.96 in	48	1 year

Smart Home Partner Brands



Stay connected and
in control.

Adjust from anywhere
for smart control.

In addition to our own offerings, we deliver smart home devices from a variety of well-known partner brands.

Smart products provide greater control of energy usage, benefiting both the user and the energy service provider. Easy automation of temperature settings, the ability to remotely turn an appliance on or off,

and the capability to sync products with a user's schedule are just some of the ways to boost energy efficiency.

Many of our smart home devices also provide insights into energy use, which can help consumers become more mindful of their habits and encourage them to conserve energy.

blink
an amazon company

-chargepoint+

ecobee

enel x

ESPEN
EV Chargers

Euri
Euri Lighting

G Nest

Honeywell

LUX

MaxLite
A NEW WAVE OF LIGHT

*m*ysa

PHILIPS
hue

powerley

f rachio

sengled

sen|si


SmartThings

WIZ

Electrification Products

Driving Clean Energy

Suitable for residential and commercial settings, our electrification offerings deliver reliable energy-efficient solutions.





Electric Vehicle Chargers

EV CHARGERS

enel x

JuiceBox 48 Electric Vehicle Charger

JuiceBox 48 is a smart home charging station with a high maximum power output for drivers whose cars accept higher power levels, such as many Tesla models.* The JuiceBox 48 packs 11.5 kilowatts, and automatically adjusts to an EV's accepted power level for safe, convenient home charging. JuiceBox provides easy, reliable and cost-effective charging to thousands of satisfied EV drivers and is the only line of charging stations that affords both direct user control and smart grid optimization through our software platform, JuiceNet®.

*Tesla requires adapter.



MODEL NUMBER	TYPE	POWER	SINGLE PHASE INPUT	AMPERAGE	RECOMMENDED COMPATIBLE VEHICLES
2JBO481RNA-HKWX-300	Hardwire	5.3 kW at 110 VAC; 11.5kW at 240 VAC	Nominal Voltage 110-240 VAC ~60 Hz	48A Max	Audi e-tron SUV, Porsche Taycan, Tesla Model 3 Long Range, Tesla Model S 60/70/85/90/100 Dual Tesla Model X 60/75/90/100 Standard, Tesla Model X 60/75/90/100 Upgrade, Tesla Roadster (with CAN adapter), Volvo XC40, Volvo/Polestar 2

enel x

JuiceBox 40 Electric Vehicle Charger

JuiceBox 40 is a best-selling smart home charging station that combines speed, performance and value. Enjoyed by thousands of satisfied EV drivers, it delivers all the safety and smart charging features you need to make home charging easy, reliable and cost-effective. JuiceBox is the only line of charging stations that affords both direct user control and smart grid optimization, accessible through our software platform, JuiceNet®.



MODEL NUMBER	TYPE	POWER	SINGLE PHASE INPUT	AMPERAGE	RECOMMENDED COMPATIBLE VEHICLES
2JBO401RNA-HJWX-300	Hardwire	8.3 kW at 208 VAC; 9.6 kW at 240 VAC	Nominal Voltage 208-240 VAC ~60 Hz	40A Max	Audi e-tron (9.6kW), BMW i3, Ford Mustang Mach-E, Lucid Air (19.2kW), Polestar 2, Porsche Taycan (9.6kW - 40A), Tesla Model 3 (Performance Long Range), Tesla Model S "HAC" Option, Tesla Model S (Performance, Long Range Plus), Tesla Model X "HAC" Option, Tesla Model X (Performance, Long Range Plus), Tesla Model Y (Performance, Long Range Plus)
2JBO401RNA-PJWX-300	Plug-In	8.3 kW at 208 VAC; 9.6 kW at 240 VAC	Nominal Voltage 208-240 VAC ~60 Hz	40A Max	Audi e-tron (9.6kW), BMW i3, Ford Mustang Mach-E, Lucid Air (19.2kW), Polestar 2, Porsche Taycan (9.6kW - 40A), Tesla Model 3 (Performance Long Range), Tesla Model S "HAC" Option, Tesla Model S (Performance, Long Range Plus), Tesla Model X "HAC" Option, Tesla Model X (Performance, Long Range Plus), Tesla Model Y (Performance, Long Range Plus)



JuiceBox 32 Electric Vehicle Charger

JuiceBox 32 is a Level 2 charging station with all the charging and safety features businesses and public organizations need to provide smart grid EV charging easily and cost-effectively. Powered by the JuiceNet® smart charging platform, JuiceBox affords both direct user control and smart grid optimization. It offers your customers, employees and tenants access to best-in-class smart charging solutions.



MODEL NUMBER	TYPE	POWER	SINGLE PHASE INPUT	AMPERAGE	RECOMMENDED COMPATIBLE VEHICLES
2JBO321RNA-HJWX-300	Hardwire	6.7 kW at 208 VAC; 7.7 kW at 240 VAC	Nominal Voltage 208-240 VAC ~60Hz	32A Max	Audi e-tron (9.6kW), BMW i3, Ford Mustang Mach-E, Lucid Air (19.2kW), Polestar 2, Porsche Taycan (9.6kW - 40A), Tesla Model 3 (Performance Long Range), Tesla Model S "HAC" Option, Tesla Model S (Performance, Long Range Plus), Tesla Model X "HAC" Option, Tesla Model X (Performance, Long Range Plus), Tesla Model Y (Performance, Long Range Plus)
2JBO321RNA-PJWX-300	Plug-In	6.7 kW at 208 VAC; 7.7 kW at 240 VAC	Nominal Voltage 208-240 VAC ~60Hz	32A Max	Audi e-tron (9.6kW), BMW i3, Ford Mustang Mach-E, Lucid Air (19.2kW), Polestar 2, Porsche Taycan (9.6kW - 40A), Tesla Model 3 (Performance Long Range), Tesla Model S "HAC" Option, Tesla Model S (Performance, Long Range Plus), Tesla Model X "HAC" Option, Tesla Model X (Performance, Long Range Plus), Tesla Model Y (Performance, Long Range Plus)

Water Products

Indoor and Outdoor Water Conservation

AM Conservation's indoor and outdoor water-saving products include showerheads, aerators, rain gauges, garden hose nozzles and more. These water-efficient items empower residents to save while enjoying the water pressure and performance they deserve.





Fixed-Mount Showerheads



Niagara Conservation ShowerRail

Niagara’s ShowerRail transforms ordinary showers into spa-like experiences. Equiforce® technology delivers high-pressure, energy-saving sprays. Installs in 5 minutes with a suction cup, adhesive, or screw-in option. Relax with an 8” rain showerhead or a 6-spray handheld showerhead with adjustable height. Comes in chrome, brushed nickel, or matte black finishes.



MODEL NUMBER	FINISH	FLOW RATE	CASE QTY.	WARRANTY
NSR175-RF-6FHH-CH	Chrome	1.75 GPM	1	10 year
NSR175-RF-6FHH-MB	Matte Black	1.75 GPM	1	10 year
NSR175-RF-6FHH-BN	Brushed Nickel	1.75 GPM	1	10 year



Niagara Conservation Rainfall Spa™



Our Rainfall Spa showerhead offers a powerful spray with the benefits of saving water and energy. At just 2.0 gallons of water per minute, it saves 20% of water over standard showerheads. The Rainfall Spa showerhead features a sleek, modern design with a large 8” diameter face plate.



MODEL NUMBER	FINISH	FLOW RATE	CASE QTY.	WARRANTY
N9517CH	Chrome	1.75 GPM	10	10 year
N9520BN	Brushed Nickel	2.0 GPM	10	10 year
N9520CH	Chrome	2.0 GPM	10	10 year
N9517MB	Matte Black	1.75 GPM	20	10 year



Niagara Conservation HealthGuard®



The HealthGuard showerhead features a removable, anti-microbial faceplate for easy cleaning. Ideal for hospitals, healthcare facilities and consumers who value cleanliness, it is designed to perform like a luxury showerhead while empowering maximum health and safety.



MODEL NUMBER	FINISH	FLOW RATE	CASE QTY.	WARRANTY
N9415CH	Chrome	1.5 GPM	30	10 year
N9415-CH-FP	Chrome	N/A	32	10 year



Niagara Conservation Matte Black Shower Arm

Use the Niagara Conservation shower arm to complement your matte black showerhead. This shower arm features 304 stainless steel construction with black matte finish and matching flange. It is simple to install and compatible with most standard fixed and handheld showerheads.



MODEL NUMBER	FINISH	DIMENSIONS	CASE QTY.	WARRANTY
SH-ARM-MB	Matte Black	5.5" x 2.25"	100	10 year



Niagara Conservation Earth® Luxe **CUSTOMIZABLE** 

Our Earth Luxe showerhead features an adjustable 9-jet turbo massage that easily rotates from a gentle needle spray to a forceful jet. With a non-aerated stream, the showerhead experiences less temperature loss, translating to maximum energy savings. Our pressure-compensated technology guarantees a consistent flow rate across a wide range of pressures, ensuring end-user satisfaction. The 30% larger face diameter and new, transitional look of the Earth Luxe complements many styles of décor.



MODEL NUMBER	FINISH	FLOW RATE	CASE QTY.	WARRANTY
N3912CH	Chrome	1.25 GPM	48	10 year
N3912BN	Brushed Nickel	1.25 GPM	48	10 year
N3915CH	Chrome	1.5 GPM	48	10 year
N3915BN	Brushed Nickel	1.5 GPM	48	10 year
N3917CH	Chrome	1.75 GPM	48	10 year
N3917BN	Brushed Nickel	1.75 GPM	48	10 year
N3915MB	Matte Black	1.5 GPM	48	10 year



Niagara Conservation Sava Spa™

Our Sava Spa showerheads offer a powerful single-spray function with the benefit of saving water and energy. The Sava Spa showerheads feature an oversized 4.40" diameter spray head for wide coverage and 39 flexible PVC spray jets for easy cleaning.



MODEL NUMBER	FINISH	FLOW RATE	CASE QTY.	WARRANTY
N2515CH	Chrome	1.5 GPM	40	10 year
N2517CH	Chrome	1.75 GPM	40	10 year



Niagara Conservation Earth®

Our Earth showerhead features a 9-jet adjustable turbo massage that easily rotates from a gentle needle spray to a forceful jet. As the stream is non-aerated, the showerhead experiences less temperature loss—translating to maximum energy savings.



MODEL NUMBER	FINISH	FLOW RATE	WATERSENSE	CASE QTY.	WARRANTY
N2912CH	Chrome	1.25 GPM	Yes	50	10 year
N2912	White	1.25 GPM	Yes	50	10 year
N2915CH	Chrome	1.5 GPM	Yes	50	10 year
N2915N	White	1.5 GPM	Yes	50	10 year
N2915BN	Brushed Nickel	1.5 GPM	Yes	50	10 year
N2917	White	1.75 GPM	Yes	50	10 year
N2917CH	Chrome	1.75 GPM	Yes	50	10 year
N2920CH	Chrome	2.0 GPM	Yes	50	10 year
N2920	White	2.0 GPM	Yes	50	10 year
N2920BN	Brushed Nickel	2.0 GPM	Yes	50	10 year
N2925N	White	2.5 GPM	No	50	10 year



Niagara Conservation Earth® Pause

Our Earth Showerheads with an on/off Soap & Soak® Valve use up to 75% less water than traditional “low-flow” showerheads on the market. They ensure drastic water usage reductions with patented pressure-compensating technology that also guarantees a powerful, consistent flow rate regardless of available water pressure. The showerhead features a 9-jet adjustable turbo massage that easily rotates from a gentle needle spray to a forceful jet. As the stream is non-aerated, the showerhead experiences less temperature loss — translating to reduced water heating costs.



MODEL NUMBER	FINISH	FLOW RATE	CASE QTY.	WARRANTY
N2915C-V	Chrome	1.5 GPM	50	10 year
N2920-V	White	2.0 GPM	50	10 year



Niagara Conservation Tri-Max™

Our Tri-Max showerhead features three adjustable flow settings for optimal task performance and maximum water savings. The Tri-Max produces a luxurious shower with an even, vacillating spray that requires less water usage than typical “low-flow” showerheads. Simply twist the showerhead to match the desired task: 0.5 GPM for soaping, 1.0 GPM for showering, and 1.5 GPM for a powerful rinse mode.



MODEL NUMBER	FINISH	FLOW RATE	CASE QTY.	WARRANTY
N2615CH	Chrome	0.5 - 1.5 GPM	100	10 year



Niagara Conservation Bi-Max

Our Bi-Max showerheads feature two adjustable sprays for optimal task performance and maximum water savings. The Bi-Max produces a luxurious shower with an even, vacillating spray that requires less water usage than typical “low-flow” showerheads. Simply twist the showerhead to match the desired task: 1.0 GPM for showering and 1.5 GPM for a powerful rinse mode.



MODEL NUMBER	FINISH	FLOW RATE	CASE QTY.	WARRANTY
N2610CH	Chrome	1.0 - 1.5 GPM	100	10 year



Evolve Showerheads

Say hello to a better shower! This showerhead provides a great feeling shower regardless of water pressure. The Single Function Showerhead has ABS fittings and attaches to shower arms with ½” NPT male fittings. It has a 54-nozzle full body spray and is both WaterSense® labeled and cUPC certified.



MODEL NUMBER	FINISH	FUNCTION	FLOW RATE	CASE QTY.	WARRANTY
EV3010-CP150-SB	Chrome	Single	1.5 GPM	20, shipper	3 year
EV3010-CP150-BP	Chrome	Single	1.5 GPM	48, bulk	3 year
EV3020-CP150-SB	Chrome	Multi	1.5 GPM	20, shipper	3 year
EV3020-CP150-SB	Chrome	Multi	1.5 GPM	48, bulk	3 year



evolve
TECHNOLOGIES

Evolve ShowerStart® Express Showerheads **THERMOSTATIC SHUT-OFF VALVES**

Showers get hot 2X-3X faster with this showerhead. You'll also enjoy great feeling high-pressure sprays, more convenience and freedom during your get-ready-routine, and lower utility bills. This showerhead with integrated ShowerStart Express technology cleverly speeds hot water delivery and then saves it until you're ready to get in. Includes an H₂O Redirection Kit to conveniently route the initial cold-water flow around shower caddies or to a container you provide. Repurpose the cold water for other needs around your home, such as watering plants.



MODEL NUMBER	FINISH	FUNCTION	FLOW RATE	CASE QTY.	WARRANTY
EV3829-CP150-SB	Chrome	Multi	1.5 GPM	16	3 year
EV3829-BN150-SB	Brushed Nickel	Multi	1.5 GPM	16	3 year
EV3829-MB150-SB	Matte Black	Multi	1.5 GPM	16	3 year
EV3829-CP175-SB	Chrome	Multi	1.75 GPM	16	3 year



evolve
TECHNOLOGIES

Evolve ShowerStart® TSV Showerhead **THERMOSTATIC SHUT-OFF VALVES**

With this fixed-mount showerhead, you'll enjoy a great feeling high-pressure shower, more convenience and freedom during your get-ready-routine, and lower utility bills. It cleverly and conveniently uses integrated ShowerStart technology to save the hot water that's used while you wait for your shower to get warm by auto-pausing the flow when hot water arrives. Pull the cord to enjoy a great feeling shower in both high and low water pressure homes.



MODEL NUMBER	FINISH	FUNCTION	FLOW RATE	CASE QTY.	WARRANTY
EV3014-CP150-SB	Chrome	Single	1.5 GPM	20, shipper	3 year
EV3014-BN150-SB	Brushed Nickel	Single	1.5 GPM	20, shipper	3 year
EV3014-MB150-SB	Matte Black	Single	1.5 GPM	20, shipper	3 year
EV3011-CP125-SB	Chrome	Single	1.25 GPM	20, shipper	3 year
EV3011-BN125-SB	Brushed Nickel	Multi	1.25 GPM	20, shipper	3 year
EV3011-MB125-SB	Matte Black	Multi	1.25 GPM	20, shipper	3 year
EV3021-CP150-SB	Chrome	Multi	1.5 GPM	20, shipper	3 year
EV3021-BN150-SB	Brushed Nickel	Multi	1.5 GPM	20, shipper	3 year
EV3021-MB150-SB	Matte Black	Multi	1.5 GPM	20, shipper	3 year
EV3021-CP150-BP	Chrome	Multi	1.5 GPM	48, bulk	3 year



Evolve ShowerStart® Express Tub and Shower System

THERMOSTATIC SHUT-OFF VALVES 

Say hello to faster hot water and a better bathing experience! The ShowerStart Express Tub/Shower System warms showers 2X-3X faster, then auto-pauses the flow until you're ready to get in. A thermostatic seal prevents hot water from exiting the tub spout while the shower is running. Enjoy great feeling high-pressure sprays, more convenience and freedom during your get-ready-routine, and lower utility bills.



MODEL NUMBER	FINISH	FUNCTION	FLOW RATE	CASE QTY.	MOUNT INCLUDED	WARRANTY
EV3312-CP125-SB	Chrome	Single	1.25 GPM	9	<input checked="" type="checkbox"/>	3 year
EV3312-BN125-SB	Brushed Nickel	Single	1.25 GPM	9	<input checked="" type="checkbox"/>	3 year
EV3312-MB125-SB	Matte Black	Single	1.25 GPM	9	<input checked="" type="checkbox"/>	3 year
EV3312-CP150-SB	Chrome	Single	1.5 GPM	9	<input checked="" type="checkbox"/>	3 year
EV3312-BN150-SB	Brushed Nickel	Single	1.5 GPM	9	<input checked="" type="checkbox"/>	3 year
EV3312-MB150-SB	Matte Black	Single	1.5 GPM	9	<input checked="" type="checkbox"/>	3 year
EV3322-CP125-SB	Chrome	Multi	1.25 GPM	9	<input checked="" type="checkbox"/>	3 year
EV3322-CP150-SB	Chrome	Multi	1.5 GPM	9	<input checked="" type="checkbox"/>	3 year
EV3322-CP175-SB	Chrome	Multi	1.75 GPM	9	<input checked="" type="checkbox"/>	3 year
EV3322-CP200-SB	Chrome	Multi	2.0 GPM	9	<input checked="" type="checkbox"/>	3 year
EV3352-CP125-CT	Chrome	Single	1.25 GPM	9, contractor		3 year
EV3352-CP150-CT	Chrome	Single	1.5 GPM	9, contractor		3 year
EV3362-CP150-CT	Chrome	Multi	1.5 GPM	9, contractor		3 year
EV3362-CP175-CT	Chrome	Multi	1.75 GPM	9, contractor		3 year
EV3362-CP200-CT	Chrome	Multi	2.0 GPM	9, contractor		3 year



Handheld Showerheads



Niagara Conservation ShowerRail

Niagara’s ShowerRail transforms ordinary showers into spa-like experiences. Equiforce® technology delivers high-pressure, energy-saving sprays. Installs in 5 minutes with a suction cup, adhesive, or screw-in option. Relax with an 8” rain showerhead or a 6-spray handheld showerhead with adjustable height. Comes in chrome, brushed nickel, or matte black finishes.



MODEL NUMBER	FINISH	FLOW RATE	CASE QTY.	WARRANTY
NSR175-RF-6FHH-CH	Chrome	1.75 GPM	1	10 year
NSR175-RF-6FHH-MB	Matte Black	1.75 GPM	1	10 year
NSR175-RF-6FHH-BN	Brushed Nickel	1.75 GPM	1	10 year



Niagara Conservation HealthGuard® Handheld

The HealthGuard handheld showerhead features a removable, anti-microbial faceplate for easy cleaning. Ideal for hospitals, healthcare facilities and consumers who value cleanliness, the HealthGuard is designed to perform like a luxury showerhead while empowering maximum health and safety. In addition to a traditional handheld model, a pause-switch version is also available.



MODEL NUMBER	FINISH	FLOW RATE	CASE QTY.	WARRANTY
N9415CH-HH	Chrome	1.5 GPM	12	10 year



Niagara Conservation Earth® Handheld

Our Earth handheld showerheads feature a 9-jet adjustable turbo massage that easily rotates from a gentle needle spray to a forceful jet. The Earth handheld showerheads are corrosion-resistant and constructed of high-impact ABS thermoplastic body with metal ball joint. Includes 72” stainless steel hose for chrome models and 72” nylon reinforced PVC hose for white and brushed nickel models. All models also include a matching showerhead bracket.



MODEL NUMBER	FINISH	FLOW RATE	CASE QTY.	WARRANTY
N2945CH	Chrome	1.5 GPM	12	10 year
N2945BN	Brushed Nickel	1.5 GPM	12	10 year
N2947CH	Chrome	1.75 GPM	12	10 year
N2935	White	2.0 GPM	12	10 year
N2935BN	Brushed Nickel	2.0 GPM	12	10 year
N2935CH	Chrome	2.0 GPM	12	10 year



Niagara Conservation Vara II Handheld

The Vara II is equipped with a patented internal pressure compensator which enables a consistent flow of water regardless of available water pressure. This 3-function handheld shower set in matte black finish fits in many modern bathroom designs for both new construction or retrofit.



MODEL NUMBER	FINISH	FLOW RATE	CASE QTY.	WARRANTY
N9715MB-HH	Matte Black	1.5 GPM	28	10 year



Evolve Handshowers

Evolve multifunction handheld showerheads have two spray patterns: a 50-nozzle full body spray and a massaging spray. Use the pause feature to save additional water and energy while soaping up or shaving. The handshower attaches to shower arms with ½” NPT male fittings. It includes a shower arm mounting bracket and a 59” stainless steel hose with ABS fittings. The unit is both WaterSense™ labeled and cUPC certified.



MODEL NUMBER	FINISH	FUNCTION	FLOW RATE	CASE QTY.	WARRANTY
EV3030-CP150-SB	Chrome	Single	1.5 GPM	18, shipper	3 year
EV3030-CP150-BP	Chrome	Single	1.5 GPM	18, bulk	3 year
EV3040-CP150-SB	Chrome	Multi	1.5 GPM	18, shipper	3 year
EV3040-CP150-BP	Chrome	Multi	1.5 GPM	18, bulk	3 year



Evolve ShowerStart® TSV Handshower **THERMOSTATIC SHUT-OFF VALVES**

Enjoy a great feeling high-pressure shower, more convenience and freedom during your get-ready-routine, and lower utility bills. This handheld showerhead with integrated ShowerStart technology cleverly and conveniently saves the hot water that’s used while you’re waiting for your shower to get warm. It auto-pauses flow when hot water arrives, then delivers great feeling sprays in both high and low water pressures for luxurious, warm, and soothing showering experiences.



MODEL NUMBER	FINISH	FUNCTION	FLOW RATE	CASE QTY.	WARRANTY
EV3031-CP150-BP	Chrome	Single	1.5 GPM	18, bulk	3 year
EV3031-CP150-SB	Chrome	Single	1.5 GPM	18, shipper	3 year
EV3041-CP150-SB	Chrome	Multi	1.5 GPM	18, shipper	3 year
EV3041-BN150-SB	Brushed Nickel	Single	1.5 GPM	18, shipper	3 year
EV3041-MB150-SB	Matte Black	Multi	1.5 GPM	18, shipper	3 year



Evolve ShowerStart® Express Tub and Shower System

THERMOSTATIC SHUT-OFF VALVES

Say hello to faster hot water and a better bathing experience! The ShowerStart Express Tub and Shower System warms showers 2X-3X faster, then auto-pauses the flow until you're ready to get in. A thermostatic seal prevents hot water from exiting the tub spout while the handheld showerhead is running. Enjoy great feeling high-pressure sprays, more convenience and freedom during your get-ready-routine, and lower utility bills.



MODEL NUMBER	FINISH	FUNCTION	FLOW RATE	CASE QTY.	MOUNT INCLUDED	WARRANTY
EV3332-CP150-SB	Chrome	Single	1.5 GPM	9	<input checked="" type="checkbox"/>	3 year
EV3332-CP175-SB	Chrome	Single	1.75 GPM	9	<input checked="" type="checkbox"/>	3 year
EV3332-CP200-SB	Chrome	Single	2.0 GPM	9	<input checked="" type="checkbox"/>	3 year
EV3342-CP150-SB	Chrome	Multi	1.5 GPM	9	<input checked="" type="checkbox"/>	3 year
EV3342-BN150-SB	Brushed Nickel	Multi	1.5 GPM	9	<input checked="" type="checkbox"/>	3 year
EV3342-MB150-SB	Matte Black	Multi	1.5 GPM	9	<input checked="" type="checkbox"/>	3 year
EV3372-CP150-CT	Chrome	Single	1.5 GPM	9, contractor		3 year
EV3372-CP175-CT	Chrome	Single	1.75 GPM	9, contractor		3 year
EV3372-CP200-CT	Chrome	Single	2.0 GPM	9, contractor		3 year
EV3382-CP150-CT	Chrome	Multi	1.5 GPM	9, contractor		3 year



Evolve ShowerStart® Express Tub and Shower System for In-Wall Diverters

THERMOSTATIC SHUT-OFF VALVES

Say hello to faster hot water and a better bathing experience! The ShowerStart Express for In-Wall Diverters is designed for tub/shower units with in-wall diverters. The unit speeds hot water delivery 2X-3X faster, then the integrated ShowerStart TSV auto-diverts it to the system's specialized WaterSense® certified handheld showerhead. A thermostatic seal prevents hot water leaks from the tub spout.



MODEL NUMBER	FINISH	FUNCTION	FLOW RATE	CASE QTY.	MOUNT INCLUDED	WARRANTY
EV3746-CP125-SB	Chrome	Multi	1.25 GPM	9, shipper	<input checked="" type="checkbox"/>	3 year
EV3746-CP150-SB	Chrome	Multi	1.5 GPM	9, shipper	<input checked="" type="checkbox"/>	3 year
EV3746-BN125-SB	Brushed Nickel	Multi	1.25 GPM	9, shipper	<input checked="" type="checkbox"/>	3 year
EV3746-MB150-SB	Matte Black	Multi	1.5 GPM	9, shipper	<input checked="" type="checkbox"/>	3 year
EV3786-CP150-CT	Chrome	Multi	1.5 GPM	12, shipper		3 year



ShowerStart[®] Express Tub and Shower System



Evolve ShowerStart® Express Tub and Shower System

THERMOSTATIC SHUT-OFF VALVES

Say hello to faster hot water and a better bathing experience! The ShowerStart Express Tub and Shower System warms showers 2X-3X faster, then auto-pauses the flow until you're ready to get in. A thermostatic seal prevents hot water from exiting the tub spout while the handheld showerhead is running. Enjoy great feeling high-pressure sprays, more convenience and freedom during your get-ready-routine, and lower utility bills.



MODEL NUMBER	FINISH	FUNCTION	FLOW RATE	CASE QTY.	MOUNT INCLUDED	WARRANTY
EV3332-CP150-SB	Chrome	Single	1.5 GPM	9	<input checked="" type="checkbox"/>	3 year
EV3332-CP175-SB	Chrome	Single	1.75 GPM	9	<input checked="" type="checkbox"/>	3 year
EV3332-CP200-SB	Chrome	Single	2.0 GPM	9	<input checked="" type="checkbox"/>	3 year
EV3342-CP150-SB	Chrome	Multi	1.5 GPM	9	<input checked="" type="checkbox"/>	3 year
EV3342-BN150-SB	Brushed Nickel	Multi	1.5 GPM	9	<input checked="" type="checkbox"/>	3 year
EV3342-MB150-SB	Matte Black	Multi	1.5 GPM	9	<input checked="" type="checkbox"/>	3 year
EV3372-CP150-CT	Chrome	Single	1.5 GPM	9, contractor		3 year
EV3372-CP175-CT	Chrome	Single	1.75 GPM	9, contractor		3 year
EV3372-CP200-CT	Chrome	Single	2.0 GPM	9, contractor		3 year
EV3382-CP150-CT	Chrome	Multi	1.5 GPM	9, contractor		3 year



Evolve ShowerStart® Express Tub and Shower System for In-Wall Diverters

THERMOSTATIC SHUT-OFF VALVES

Say hello to faster hot water and a better bathing experience! The ShowerStart Express for In-Wall Diverters is designed for tub/shower units with in-wall diverters. The unit speeds hot water delivery 2X-3X faster, then the integrated ShowerStart TSV auto-diverts it to the system's specialized WaterSense® certified handheld showerhead. A thermostatic seal prevents hot water leaks from the tub spout.



MODEL NUMBER	FINISH	FUNCTION	FLOW RATE	CASE QTY.	MOUNT INCLUDED	WARRANTY
EV3746-CP125-SB	Chrome	Multi	1.25 GPM	9, shipper	<input checked="" type="checkbox"/>	3 year
EV3746-CP150-SB	Chrome	Multi	1.5 GPM	9, shipper	<input checked="" type="checkbox"/>	3 year
EV3746-BN125-SB	Brushed Nickel	Multi	1.25 GPM	9, shipper	<input checked="" type="checkbox"/>	3 year
EV3746-MB150-SB	Matte Black	Multi	1.5 GPM	9, shipper	<input checked="" type="checkbox"/>	3 year
EV3746-BN125-SB	Brushed Nickel	Multi	1.25 GPM	9, shipper	<input checked="" type="checkbox"/>	3 year
EV3746-MB150-SB	Matte Black	Multi	1.5 GPM	9, shipper	<input checked="" type="checkbox"/>	3 year
EV3786-CP150-CT	Chrome	Multi	1.5 GPM	12, shipper		3 year



Evolve ShowerStart® Express Tamper Resistant

This clever system speeds hot water delivery 2X-3X faster, then auto-diverts hot water to the showerhead. The ShowerStart Express is tamper-resistant and installs securely on the shower arm with an included specialized wrench. A thermostatic seal prevents hot water leaks from the tub spout as water is diverted to the showerhead via the specialized WaterSense® labeled device. The system is not compatible with in-wall diverters; refer to EV3746-CP150-SB.



MODEL NUMBER	DESCRIPTION	CASE QTY.	WARRANTY
EV3201-CP000-CT-TR	Standalone Specialized Tamper Resistant Valve & ADTS	9	3 year



Evolve ShowerStart® Express Tubspout

This clever tub spout automatically diverts water to the showerhead once it reaches 95°. It attaches to either a 1/2” slip-fit connection (copper or galvanized pipe), 1/2” NPT threaded connection or a 3/4” NPT threaded connection. A thermostatic seal prevents hot water from exiting the tub spout while the shower is running.



MODEL NUMBER	FINISH	CASE QTY.	WARRANTY
EV3101-CP000-BP	Chrome	9	3 year



Evolve ShowerStart® Express Tubspout Accessories

These accessories are designed to connect the ShowerStart Express tubspouts to a wide range of plumbing configurations.



MODEL NUMBER	DESCRIPTION	CASE QTY.	WARRANTY
PC-ADTS	Pull Cord, ADTS	1	3 year
EV3102-XX000-CT	Tub Spout 1/2” Slip Fit Quick Connect Mount	90	3 year
EV3103-XX000-CT	Tub Spout 1/2” NPT Quick Connect Mount	90	3 year
EV3104-XX000-CT	Tub Spout 3/4” NPT Quick Connect Mount	90	3 year



Evolve ShowerStart® Express

This clever device delivers hot water 2-3X faster and then saves it until you're ready. You'll enjoy more convenience and freedom during your get-ready routine, while lowering utility bills.



MODEL NUMBER	FINISH	CASE QTY.	WARRANTY
EV3801-CP000-SB	Chrome	24	3 year



Thermostatic Shut-Off Valves (TSV)



Evolve ShowerStart® TSV³

This clever device offers more convenience and freedom during get-ready-routines and lowers utility bills—all without changing your showerhead’s feel or flow. ShowerStart TSV effortlessly saves the hot water that’s used while waiting for your shower to get warm. It reduces the flow to a trickle when hot water arrives. Just pull the cord when you’re ready to get in.



MODEL NUMBER	FINISH	DESCRIPTION	CASE QTY.	WARRANTY
EV1003-CP-SB	Chrome	TSV3	24, shipper	3 year
EV1003-BN-SB	Brushed Nickel	TSV3	24, shipper	3 year
EV1003-MB-SB	Matte Black	TSV3	24, shipper	3 year
SS-1002BN-SB	Brushed Nickel	TSV	48	3 year
SS-1002CP-BP-TR	Chrome	TSV	48	3 year



Evolve ShowerStart® TSV Accessories

Pull cords and other accessories compatible with ShowerStart TSV products.



MODEL NUMBER	DESCRIPTION	CASE QTY.	WARRANTY
PC-1M	Pull Cord TSV, Gen 2, 1 Meter	1	3 year
PC-TSV	Pull Cord TSV, Gen 2	1	3 year



Evolve ShowerStart® Express

This clever device delivers hot water 2-3X faster and then saves it until you’re ready. You’ll enjoy more convenience and freedom during your get-ready routine, while lowering utility bills.



MODEL NUMBER	FINISH	CASE QTY.	WARRANTY
EV3801-CP000-SB	Chrome	24	3 year



evolve
TECHNOLOGIES

Evolve ShowerStart® Express Showerheads **THERMOSTATIC SHUT-OFF VALVES**

Showers get hot 2X-3X faster with this showerhead. You'll also enjoy great feeling high-pressure sprays, more convenience and freedom during your get-ready-routine, and lower utility bills. This showerhead with integrated ShowerStart Express technology cleverly speeds hot water delivery and then saves it until you're ready to get in. Includes an H²O Redirection Kit to conveniently route the initial cold-water flow around shower caddies or to a container you provide. Repurpose the cold water for other needs around your home, such as watering plants.



MODEL NUMBER	FINISH	FUNCTION	FLOW RATE	CASE QTY.	WARRANTY
EV3829-CP150-SB	Chrome	Multi	1.5 GPM	16	3 year
EV3829-BN150-SB	Brushed Nickel	Multi	1.5 GPM	16	3 year
EV3829-MB150-SB	Matte Black	Multi	1.5 GPM	16	3 year
EV3829-CP175-SB	Chrome	Multi	1.75 GPM	16	3 year



evolve
TECHNOLOGIES

Evolve ShowerStart® TSV Showerhead **THERMOSTATIC SHUT-OFF VALVES**

With this fixed-mount showerhead, you'll enjoy a great feeling high-pressure shower, more convenience and freedom during your get-ready-routine, and lower utility bills. It cleverly and conveniently uses integrated ShowerStart technology to save the hot water that's used while you wait for your shower to get warm by auto-pausing the flow when hot water arrives. Pull the cord to enjoy a great feeling shower in both high and low water pressure homes.



MODEL NUMBER	FINISH	FUNCTION	FLOW RATE	CASE QTY.	WARRANTY
EV3014-CP150-SB	Chrome	Single	1.5 GPM	20, shipper	3 year
EV3014-BN150-SB	Brushed Nickel	Single	1.5 GPM	20, shipper	3 year
EV3014-MB150-SB	Matte Black	Single	1.5 GPM	20, shipper	3 year
EV3011-CP125-SB	Chrome	Single	1.25 GPM	20, shipper	3 year
EV3011-BN125-SB	Brushed Nickel	Multi	1.25 GPM	20, shipper	3 year
EV3011-MB125-SB	Matte Black	Multi	1.25 GPM	20, shipper	3 year
EV3021-CP150-SB	Chrome	Multi	1.5 GPM	20, shipper	3 year
EV3021-BN150-SB	Brushed Nickel	Multi	1.5 GPM	20, shipper	3 year
EV3021-MB150-SB	Matte Black	Multi	1.5 GPM	20, shipper	3 year
EV3021-CP150-BP	Chrome	Multi	1.5 GPM	48, bulk	3 year



Evolve ShowerStart® TSV Handshower **THERMOSTATIC SHUT-OFF VALVES** 

Enjoy a great feeling high-pressure shower, more convenience and freedom during your get-ready-routine, and lower utility bills. This handheld showerhead with integrated ShowerStart technology cleverly and conveniently saves the hot water that's used while you're waiting for your shower to get warm. It auto-pauses flow when hot water arrives, then delivers great feeling sprays in both high and low water pressures for luxurious, warm, and soothing showering experiences.



MODEL NUMBER	FINISH	FUNCTION	FLOW RATE	CASE QTY.	WARRANTY
EV3031-CP150-BP	Chrome	Single	1.5 GPM	18, bulk	3 year
EV3031-CP150-SB	Chrome	Single	1.5 GPM	18, shipper	3 year
EV3041-CP150-SB	Chrome	Multi	1.5 GPM	18, shipper	3 year
EV3041-BN150-SB	Brushed Nickel	Single	1.5 GPM	18, shipper	3 year
EV3041-MB150-SB	Matte Black	Multi	1.5 GPM	18, shipper	3 year



Faucet Aerators



Niagara Conservation Dual-Spray Swivel Aerators

Our dual-spray swivel aerators offer two stream options: a full-force multiple stream and a splash-free bubble stream that can be changed by twisting the body. The dual-spray swivel aerators produce a pressure-compensated stream that performs well at any water pressure. They contain a 360° swivel to direct the water flow where it's needed and soft rubber nozzles for easy cleaning and decalcification. These aerators are dual-threaded to fit both male and female threaded faucets: Male: 15/16-27, Female: 55/64-27.



MODEL NUMBER	FINISH	FLOW RATE	CASE QTY.	WARRANTY
N3126P-C	Chrome	1.5 GPM	200	10 year
N3126VP-C (pause valve)	Chrome	1.5 GPM	200	10 year



Niagara Conservation Dual-Spray Swivel Faucet Aerators

Our dual-spray swivel faucet aerators offer two stream options: a full-force multiple stream and a splash-free bubble stream. Two versions of the aerator offer a pause-action valve that reduces flow to a trickle while keeping water temperature constant. All versions of the aerator contain a 360° swivel to direct the water flow where it's needed. The dual-spray swivel aerators produce a pressure-compensated stream that performs well at any water pressure. This aerator is dual-threaded to fit both male and female threaded faucets: Male: 15/16-27, Female: 55/64-27.



MODEL NUMBER	FINISH	FLOW RATE	CASE QTY.	WARRANTY
N3115P	Chrome/White	1.5 GPM	200	10 year
N3115P-FC	Chrome/White	1.5 GPM	200	10 year



Deluxe Dual-Spray Swivel Faucet Aerator

Our deluxe dual-spray swivel faucet aerator offers two stream options: a full-force multiple stream and a splash-free bubble stream. It provides a 360° swivel to direct the water flow where it's needed. This aerator is dual-threaded to fit both male and female threaded faucets: Male: 15/16-27, Female: 55/64-27.



MODEL NUMBER	FINISH	FLOW RATE	CASE QTY.	WARRANTY
FA035-C-2.0	Chrome/White	2.0 GPM	250	10 year



Niagara Conservation Tri-Max™ 3-Flow Rate Aerators



Our Tri-Max aerators feature three adjustable spray settings for optimal task performance and maximum water savings. The Tri-Max aerators produce a pressure-compensated stream that performs well at any water pressure. Simply twist the faucet aerator to match the desired task: 0.5 GPM flow rate for soaping, 1.0 GPM for washing, and 1.5 GPM for a powerful rinse mode. These aerators are dual-threaded to fit both male and female threaded faucets: Male: 15/16-27, Female: 55/64-27. Model N3610CH includes a non-stripping thread component (dual-thread connection) which includes an install key. Threaded inserts are removable to hide threads when installing with female connections.



MODEL NUMBER	FINISH	FLOW RATE	CASE QTY.	WARRANTY
N3610CH	Chrome	0.5 - 1.0 - 1.5 GPM	100	10 year



Bath/Kitchen Pressure-Compensating Faucet Aerators



Our bath/kitchen faucet aerators save water and energy by producing forceful streams at a reduced flow rate that minimizes the amount of energy needed to heat water. These aerators are constructed of chrome-plated brass for durability and dual-threaded to fit both male and female threaded faucets: Male: 15/16-27, Female: 55/64-27.

MODEL NUMBER	SPRAY	FINISH	FLOW RATE	WATERSENSE	CASE QTY.	WARRANTY
FA014CPB1	Bubble	Chrome	1.0 GPM	No	1000	10 year
FA012CPB1-WS	Bubble	Chrome	1.5 GPM	Yes	1000	10 year
FA012CPB1	Bubble	Chrome	1.5 GPM	No	1000	10 year



Niagara Conservation Pressure-Compensating Faucet Aerators

Our pressure-compensating faucet aerators save water and energy by producing forceful streams at a reduced flow rate that minimizes the amount of energy needed to heat water. These aerators are constructed of chrome-plated brass for durability and dual-threaded to fit both male and female threaded faucets: Male: 15/16-27, Female: 55/64-27.



MODEL NUMBER	SPRAY	FINISH	FLOW RATE	WATERSENSE	CASE QTY.	WARRANTY
N3205N-PC	Needle	Chrome	0.5 GPM	No	500	10 year
N3205NBN-PC-TU	Needle	Brushed Nickel	0.5 GPM	No	84 tubes	10 year
N3210N-PC	Needle	Chrome	1.0 GPM	Yes	500	10 year
N3210B-PC	Bubble	Chrome	1.0 GPM	Yes	500	10 year
N3215N-PC	Needle	Chrome	1.5 GPM	Yes	500	10 year
N3104-PC	Bubble	Chrome	1.5 GPM	Yes	500	10 year
N3205N-PC-TU	Needle	Chrome	0.5 GPM	Yes	84 tubes	10 year
N3210N-PC-TU	Needle	Chrome	1.0 GPM	Yes	84 tubes	10 year
N3210B-PC-TU	Bubble	Chrome	1.0 GPM	Yes	84 tubes	10 year
N3210BBN-PC-TU	Bubble	Brushed Nickel	1.0 GPM	Yes	84 tubes	10 year
N3104-PC-TU	Needle	Chrome	1.5 GPM	Yes	84 tubes	10 year



Niagara Conservation Dual-Thread Faucet Aerators

Our dual-thread faucet aerators with thread adapters are an innovative water-saving solution designed to accommodate both male and female applications: Male: 15/16-27, Female: 55/64-27. These faucet aerators save water and energy by producing forceful streams at a reduced flow rate that minimizes the amount of energy needed to heat water. They produce a pressure-compensated stream that performs well at any water pressure. These dual-thread aerators include a non-stripping thread component (dual-thread connection), which includes an install key. Threaded inserts are removable to hide threads when installing with female connections.



MODEL NUMBER	SPRAY	FINISH	FLOW RATE	CASE QTY.	WARRANTY
N3622B	Bubble	Chrome (straight body)	1.5 GPM	240	10 year



Faucet Aerator Adapters

Our faucet aerator adapters enable the use of standard-size faucet aerators with other popular thread sizes on kitchen and bath faucets.



MODEL NUMBER	DIMENSIONS	CASE QTY.	WARRANTY
N3173	Male Adapter 0.8125" M x 0.8594" M	1000	10 year
N3177	Female Adapter 0.75"-27 F x 0.8594" M	1000	10 year



Lawn Care

SIMPLYCONSERVE®

Simply Conserve® Seven-Spray Water-Saving Garden Hose Nozzle **CUSTOMIZABLE** 

Our seven-spray water-saving garden hose nozzles have a durable, medium-duty plastic body, cushioned dial ring and grip that protects against damage for long life. They have seven spray settings that range from full-force to a water-saving mist, enabling more water efficiency with less water waste. Available as-is or may be personalized with your logo. Makes a great addition to any water-saving promotion or water conservation kit.



MODEL NUMBER	COLOR	CASE QTY.
NB5179-G	Green	48
NB5179-B	Blue	48

SIMPLYCONSERVE®

Simply Conserve® Deluxe Seven-Spray Water-Saving Garden Hose Nozzle

Our deluxe seven-spray water-saving hose nozzles feature our exclusive volume control dial that regulates and maintains a flow rate of 2.5 GPM for additional water savings. It includes a heavy-duty, durable metal body with a cushioned dial ring and grip for long life. These hose nozzles have seven spray settings that range from full-force to a water-saving mist, enabling more water efficiency with less water waste. With a built-in pressure compensator for consistent water savings regardless of water pressure, these hose nozzles are an exceptional value and make a great giveaway for any water conservation program.



MODEL NUMBER	COLOR	CASE QTY.
56731-7B	Blue	24
56731-7G	Green	24

SIMPLYCONSERVE®

Simply Conserve® Garden Hose Timer **CUSTOMIZABLE** 

Our garden hose timer makes it possible to water the yard without the waste. Set the timer to water early in the morning during times of least evaporation and when it doesn't interfere with a schedule. Setting the timer prevents over-watering. The timer will automatically shut off when it has completed the watering cycle. It is constructed of a durable plastic housing and includes a brass connector. Ideal for watering the lawn, garden and micro-watering hanging baskets and potted plants.



MODEL NUMBER	CASE QTY.
62018-I	50



Niagara Conservation Moisture Meters **CUSTOMIZABLE**

Our moisture meters promote healthier lawns, gardens and shrubs and help save water by eliminating improper watering, a major cause of water waste. Our moisture meters accurately measure the moisture in the soil at the root level where it counts. Makes a great educational and promotional giveaway for school programs. Original and decorative frog moisture meters may be personalized with corporate name, logo or program theme.

MODEL NUMBER	DESCRIPTION	CUSTOMIZABLE	CASE QTY.	WARRANTY
MM071	Original Moisture Meter	Yes	72	1 year
MM071-F	Frog Moisture Meter	Yes	72	1 year
MM071-L	Ladybug Moisture Meter	No	72	1 year



Niagara Conservation Rain Gauge **CUSTOMIZABLE**

Our rain gauge is a quick and accurate way to measure rainfall and adjust watering practices accordingly. The rain gauge's increments are both English and metric units of measurement up to 5.0 cm / 2.0 in.

MODEL NUMBER	CASE QTY.
N3179	200



Toilet and Water-Saving Products



Niagara Conservation Pipe Tape Sealants

Our pipe tape sealant permits quick, clean and economical sealing of male pipe threads of all sizes. This virgin PTFE (polytetrafluoroethylene) pipe tape sealant self-lubricates joints, making them easy to assemble and disassemble. Pipe tape sealant extends the fatigue life of sealed connections and effectively eliminates system contamination common with messy liquid and paste sealants.

MODEL NUMBER	DIMENSIONS	CASE QTY.	WARRANTY
PT060	0.5" x 60"	1500	10 year



SIMPLY CONSERVE®

Simply Conserve® Shower Timer **CUSTOMIZABLE**

Our shower timers are an easy, inexpensive way to save water and energy by providing a way to monitor and reduce showering time. The hourglass-style sand timer runs for approximately 5 minutes and affixes to the shower wall with a suction cup. Available as is or may be personalized with your logo.

MODEL NUMBER	DESCRIPTION	CASE QTY.
SS010-S	Red, with wording	135
SS010-S-RB	Red, blank/custom	135
SS010-S-BL	Blue, with wording	135
SS010-S-BLB	Blue, blank/custom	135



Shower & Faucet Flow Meter Bag

Our shower and faucet flow meter bag helps measure the flow of showerheads and faucet aerators. The flow meter bag is a calibrated, reusable and low cost way to calculate fixture flow in gallons per minute. Readings on the flow meter bag for both the showerhead and faucet flow rate are indicated as low as 0.5 GPM.

MODEL NUMBER	CASE QTY.
DPB010	1000



Niagara Conservation Adjustable Toilet Flapper

Our adjustable toilet flapper is an easy-to-use and quick-to-install replacement for leaky flappers. It features an adjustable timer dial that allows the user to fine-tune the water usage from tank to bowl. This toilet flapper fits most 1.6-, 3.5-, 5- and 7-gallon toilets, is chlorine- and chloramine-resistant, and is guaranteed to prevent leaks for at least 5 years.

MODEL NUMBER	CASE QTY.
N3145	96



Leak Detection Tablets (2 Pack) CUSTOMIZABLE

Our leak detection toilet dye tablets are used to rapidly identify a leaky toilet, which can save thousands of gallons of water per year. Damaged flappers can leak water undetected down your drain. Simply place the leak detection tablets into the toilet’s tank, and if blue water appears in the bowl, there is a damaged flapper that needs to be replaced. These dye tablets are nontoxic, packaged in moisture-resistant packs and include easy-to-follow bilingual directions. Customizable leak detection dye tablet packaging is available.



MODEL NUMBER	CASE QTY.
N3140	3000



Toilet Tank Bank

Our toilet tank bank is a water-saving product that’s effective, low-cost, maintenance-free and user-friendly. The tank bank saves up to 0.8 gallons per flush and includes an anti-evaporation airlock so it never needs refilling. It is constructed of non-corrosive materials that resist microbes and fungal growth.



MODEL NUMBER	CASE QTY.
N3137	400



Fill Master™ Fill Cycle Diverter

Our Fill Master fill cycle diverter is a water saving product for the toilet tank that saves 1/2 to 1-1/2 gallons of water per flush. It diverts the majority of water that would normally flow down the toilet overflow tube back into the toilet tank during the filling cycle. Tune up the toilet with the Fill Master fill cycle diverter to prevent excess water from needlessly flowing down the drain. It’s an easy, inexpensive water saving product that makes toilets more water efficient. Available in bulk quantities or individually packaged with installation instructions.



MODEL NUMBER	CASE QTY.
FCD010	1000



Pre-Rinse Spray Valve

Our pre-rinse spray valve produces a vigorous spray pattern that offers high performance and water-saving efficiencies. The rinser uses only 0.68 GPM and is certified by the Food Services Technology Center.



MODEL NUMBER	FINISH	FLOW RATE	WATERSENSE	CASE QTY.	WARRANTY
N2180-0.68	Chrome/Green	0.68 GPM	No	20	5 year



Water Partner Brands



High-Quality Lighting

Lighting For Home, Office and Commercial Buildings

AM Conservation offers a wide range of energy-saving lighting options for residential, small business and commercial and industrial businesses for bulk order.



Residential Lighting

A BULBS

SIMPLY CONSERVE®

Simply Conserve® Dimmable A19 LED Lamp

Our dimmable A19 LED lamp for enclosed fixtures is equipped with a 220° beam angle that produces even light from the socket base in a wide direction and can be used in enclosed fixtures. This lamp has a standard medium base, which allows it to be easily installed into existing standard-sized lamps and fixtures.



MODEL NUMBER	BASE	WATTS	INCAND. EQUIV.	LUMENS	CCT	CRI	DIMMING	CASE QTY.	WARRANTY
L17A2127K-JA8	E26	17W	100W	1600	2700K	≥90	Yes	50	5 year
LH15A1927KENCL	E26	15W	100W	1600	2700K	≥80	Yes	50	5 year
L13A1927KENCL-11	E26	13W	100W	1600	2700K	≥80	Yes	50	5 year
L12A1927K-JA8	E26	12W	75W	1100	2700K	≥90	Yes	50	5 year
LH11A1927KENC60	E26	11W	75W	1100	2700K	≥80	Yes	60	5 year
L11A1927KENC60-11	E26	11W	75W	1100	2700K	≥80	Yes	60	5 year
LH11A1927KENCL	E26	11W	75W	1100	2700K	≥80	Yes	50	5 year
LH11A1927KENCL	E26	11W	75W	1100	2700K	≥80	Yes	50	5 year
L11A1927KENCL-11	E26	11W	75W	1100	2700K	≥80	Yes	50	5 year
L09A1927KENC60	E26	9W	60W	800	2700K	≥80	Yes	60	5 year
LH09A1927KENC60	E26	9W	60W	800	2700K	≥80	Yes	60	5 year
L09A1927KECL-4PK	E26	9W	60W	800	2700K	≥80	Yes	12	5 year
L09A1927KENCL	E26	9W	60W	800	2700K	≥80	Yes	50	5 year
LH09A1927KENCL	E26	9W	60W	800	2700K	≥80	Yes	50	5 year
L09A1927K-JA8	E26	9W	60W	810	2700K	≥90	Yes	50	5 year
L09A1940KENCL	E26	9W	60W	800	4000K	≥80	Yes	50	5 year
L09A1950KENCL	E26	9W	60W	800	5000K	≥80	Yes	50	5 year
L06A1927KENC60	E26	6W	40W	450	2700K	≥80	Yes	60	5 year
L06A1927KENCL	E26	6W	40W	450	2700K	≥80	Yes	50	5 year



SIMPLYCONSERVE®

Simply Conserve® 3-Way A19 LED Lamp

With the flip of a switch, this bulb delivers full light — instantly. Plus, the LEDs aren't visible inside, which makes this bulb the perfect choice for open fixtures. Superior to fluorescent and incandescent options, this LED sends even light in every direction, saves money on energy bills and, with average use, lasts at least a decade. 25,000-hour life.



MODEL NUMBER	BASE	WATTS	INCAND. EQUIV.	LUMENS	CCT	CRI	DIMMING	CASE QTY.	WARRANTY
L12A1927K3WAY-11	E26	4/8/12W	40/75/100W	500/1000/1500	2700K	≥80	Yes	50	5 year



SIMPLYCONSERVE®

Simply Conserve® Dusk-to-Dawn A19

Take the hassle out of controlling exterior fixtures. This bulb has its own photocell for automatic on/off control based on ambient light. It is an ideal replacement product for those exterior areas controlled by a simple on/off switch, offering excellent energy savings with LED technology and photo control.



MODEL NUMBER	BASE	WATTS	INCAND. EQUIV.	LUMENS	CCT	CRI	DIMMING	CASE QTY.	WARRANTY
L09DTD27K	E26	9W	60W	800	2700K	≥80	No	50	3 year



SIMPLYCONSERVE®

Simply Conserve® LED Bulb with GU24 Base

Our dimmable lamps are equipped with a wide beam angle that produces even light from the socket base in a wide direction and can be used in enclosed fixtures.



MODEL NUMBER	BASE	WATTS	INCAND. EQUIV.	LUMENS	CCT	CRI	DIMMING	CASE QTY.	WARRANTY
L9A19DGU2440K	GU24	9W	60W	810	4000K	≥90	Yes	50	5 year
L9A19DGU2430K	GU24	9W	60W	810	3000K	≥80	Yes	50	5 year
L9A19DGU2450K	GU24	9W	60W	810	5000K	≥80	Yes	50	5 year
L12A19DGU2430K	GU24	12W	75W	1100	3000K	≥80	Yes	50	5 year
L12A19DGU2440K	GU24	12W	75W	1100	4000K	≥90	Yes	50	5 year
L12A19DGU2450K	GU24	12W	75W	1100	5000K	≥80	Yes	50	5 year
L17A21DGU2440K	GU24	17W	100W	1600	4000K	≥90	Yes	50	5 year

REFLECTOR LAMPS

SIMPLY CONSERVE®

Simply Conserve® PAR LED Lamps

Our dimmable PAR LED lamps are equipped with a 40° beam angle that directs a focused, bright light where needed. These lamps are equivalent to a 75-watt or 50-watt incandescent and have a standard medium base. This allows the lamps to be easily installed into existing sockets and decorative fixtures. These bulbs are suitable for dry and wet locations and partially enclosed fixtures.



MODEL NUMBER	BASE	BULB SHAPE	WATTS	INCAND. EQUIV.	LUMENS	CCT	CRI	DIMMING	CASE QTY.	WARRANTY
LPAR38D15W-27K	E26	PAR38	15W	120W	1250	2700K	≥80	Yes	24	5 year
LPAR38D15W-50K	E26	PAR38	15W	120W	1250	5000K	≥80	Yes	24	5 year
LPAR30DW11W-27K	E26	PAR30	11W	75W	850	2700K	≥80	Yes	24	5 year
LPAR30DSN11W-27K	E26	PAR30	11W	75W	850	2700K	≥80	Yes	24	5 year
LPAR30DSN11W-50K	E26	PAR30	11W	75W	850	5000K	≥80	Yes	24	5 year
LPAR20D7W27KV11	E26	PAR20	7W	50W	500	2700K	≥80	Yes	50	5 year

SIMPLY CONSERVE®

Simply Conserve® Dimmable BR30 & BR40 LED Lamps

Our dimmable BR30 and BR40 LED lamps are equipped with a 105° beam angle that directs bright, even light in a wide area. These lamps have a standard medium base, which allows for easy installation into existing standard-sized fixtures.



MODEL NUMBER	BASE	WATTS	INCAND. EQUIV.	LUMENS	CCT	CRI	DIMMING	CASE QTY.	WARRANTY
LR30D08W-27K	E26	8W	65W	650	2700K	≥80	Yes	24	5 year
LTR30D08W-27K	E26	8W	65W	650	2700K	≥80	Yes	24	5 year
LR30D08W-27KC24	E26	8W	65W	650	2700K	≥80	Yes	24	5 year
LR30D09W-27K-JA8	E26	9W	75W	810	2700K	≥80	Yes	24	5 year
LR30D11W-27K	E26	11W	75W	850	2700K	≥80	Yes	24	5 year
LR30D11W-27KC24	E26	11W	75W	850	2700K	≥80	Yes	24	5 year
LR40D17W-27K	E26	17W	100W	1400	2700K	≥80	Yes	12	5 year



SIMPLY CONSERVE®

Simply Conserve® LED MR16 Bulb

This bulb is designed as a high-quality, energy-efficient replacement for halogen lamps. It is ideal for commercial and residential applications. This product can reduce energy consumption by more than 80% when compared to halogen MR16 lamps.



MODEL NUMBER	BASE	WATTS	INCAND. EQUIV.	LUMENS	CCT	CRI	DIMMING	CASE QTY.	WARRANTY
L07MR16GU1027K-10	GU10	7W	50W	500	2700K	≥80	Yes	100	5 year
L07MR16GU5.3-27	GU5.3	7W	50W	500	2700K	≥80	Yes	100	5 year
L07MR16GU1050K-10	GU10	7W	50W	500	5000K	≥80	Yes	100	5 year

SPECIALTY LAMPS



SIMPLY CONSERVE®

Simply Conserve® Dimmable Candelabra LED Lamp

Our dimmable 5-watt candelabra LED lamp can replace incandescent bulbs while still maintaining decorative appeal. This lamp has a small base, which allows it to be easily installed into existing decorative fixtures with smaller sockets.



MODEL NUMBER	BASE	WATTS	INCAND. EQUIV.	LUMENS	CCT	CRI	DIMMING	CASE QTY.	WARRANTY
LT05CDL2700K (Clear)	E12	5W	40W	325	2700K	≥80	Yes	50	5 year
L05CDL2700K (Clear)	E12	5W	40W	325	2700K	≥80	Yes	50	5 year
L05CDL2700KF (Frosted)	E12	5W	40W	350	2700K	≥80	Yes	50	5 year
L05CDL2700KC60 (Clear, Contractor Pack)	E12	5W	40W	325	2700K	≥80	Yes	60	5 year
L05CDL2700KF60 (Frosted, Contractor Pack)	E12	5W	40W	350	2700K	≥80	Yes	60	5 year

SIMPLYCONSERVE®

Simply Conserve® Dimmable Filament Candelabra LED Lamp

Our dimmable 4-watt filament candelabra LED lamp is suitable for dry and damp locations. The JA8/Title 20-certified lamp is equivalent to a 40-watt incandescent, and it is also suitable for use in totally enclosed, recessed luminaries. The bulb can also replace incandescent bulbs while still maintaining decorative appeal. This lamp has a small base, which allows it to be easily installed into existing decorative fixtures with smaller sockets.



MODEL NUMBER	BASE	WATTS	INCAND. EQUIV.	LUMENS	CCT	CRI	DIMMING	CASE QTY.	WARRANTY
L04CDL2700K-FILV2	E12	4W	40W	300	2700K	≥90	Yes	50	5 year
LH04CDL2700K-FIL	E12	4W	40W	300	2700K	≥90	Yes	50	5 year

SIMPLYCONSERVE®

Simply Conserve® Dimmable Globe LED Lamp

Our dimmable 6-watt globe LED lamp can replace incandescent bulbs while still maintaining decorative appeal. This lamp has a standard medium base, which allows it to be easily installed into existing standardized lamps and fixtures.



MODEL NUMBER	BASE	WATTS	INCAND. EQUIV.	LUMENS	CCT	CRI	DIMMING	CASE QTY.	WARRANTY
L06G252700K	E26	6W	40W	450	2700K	≥80	Yes	50	5 year
L06G252700KC60 (Contractor Case)	E26	6W	40W	450	2700K	≥80	Yes	60	5 year
LH06G252700K	E26	6W	40W	450	2700K	≥80	Yes	24	5 year
LH06G252700KC60	E26	6W	40W	450	2700K	≥80	Yes	60	5 year
L06G2550K-7	E26	6W	40W	450	2700K	≥80	Yes	24	5 year
LH06G252700K	E26	6W	40W	450	2700K	≥80	Yes	24	5 year

SIMPLYCONSERVE®

Simply Conserve® LED Night Light CUSTOMIZABLE

With its sleek, classic design that delivers serious savings, these LED night lights are engineered for maximum longevity with minimal energy usage. Each night light intelligently turns itself on and off, depending on the amount of light in the room — plug it in once, and your job is done. Because these night lights perfectly disperse light to illuminate your path, you and your family can avoid safety hazards after dusk.



MODEL NUMBER	WATTS	LUMENS	HEIGHT	WIDTH	CASE QTY.
LNL-03	0.3W	1.5	3.83"	2"	100
LNL-03-FF	0.3W	1.5	3.83"	2"	100

SIMPLYCONSERVE®

Simply Conserve® Battery Backup with Hook **CUSTOMIZABLE** 



A power outage shouldn't mean complete darkness. That's why the Simply Conserve® Battery Backup Lamp functions like a normal light bulb — until it's needed most. When the power goes out, the bulb stays on by operating in back-up battery mode. It charges when the light is on, so it's always ready to shine. Fully portable and rechargeable, the Battery Backup Lamp is ideal for home, office and commercial uses. Its damp-rated functionality also makes it a popular choice for outdoor usage in gardens, camping trips and more.



MODEL NUMBER	BASE	WATTS	INCAND. EQUIV.	LUMENS	CCT	CRI	DIMMING	CASE QTY.	WARRANTY
L05A1927KBAT	E26	5W	60W	600	2700K	≥80	No	60	5 year

Ceiling Light

SIMPLYCONSERVE®

Simply Conserve® 4.5" Square Ceiling Light



Our ceiling light is a flexible product for applications where additional light is needed. Screw into any open E26 medium base socket or use the included plug adapter to tap into a nearby 120V plug for instant light. Upgrade your porcelain pull chain with a minimized look or add additional light in your garage; the applications are many with this versatile product.



Intertek

MODEL NUMBER	WATTS	VOLTAGE	LUMENS	CCT	CRI	DIMMING	WARRANTY
L9-CLS4-40-120V	9W	120V	800	4000K	≥80	No	5 year



Commercial Lighting

LUMINARIES

Linear

SIMPLY CONSERVE®

Simply Conserve® LED Shop Light



Our LED shop light is the ideal solution to illuminate basements, garages, work spaces and more. It offers daylight-white overhead task lighting to maximize productivity, and its shatter-resistant, damp-rated build allows it to function in any space. With powerful lighting optimized for any project, the LED shop light saves energy without sacrificing quality.



MODEL NUMBER	NOMINAL SIZE	NOMINAL WATTS	VOLTAGE	LUMENS	CCT	CRI	DIMMING	CASE QTY.	WARRANTY
L40SL40L	43.3" x 3.6" x 1.9"	40W	120-277V	4000	4000K	≥80	No	8	5 year

SIMPLY CONSERVE®

Simply Conserve® Adjustable Strip Light



The Simply Conserve® field-adjustable linear strip fixture includes two switches inside the unit which allow for adjustment of the input power, 30W/40W/50W, and color temperature, 3500K/4000K/5000K. Push-button lens cover releases allow for tool-free access to adjust settings and wire connections. Lens is supported with aircraft cable to prevent the lens from falling. This versatile product is suitable for a variety of applications including retail, offices, warehouses, stairwells and garages.



MODEL NUMBER	NOMINAL SIZE	NOMINAL WATTS	VOLTAGE	LUMENS	CCT	CRI	DIMMING	CASE QTY.	WARRANTY
L30/50-STRP-35/50-4FT-D-ADJ-120/277	48" x 3" x 3.3"	30/40/50W	120-277V	3900/5200/6500	35/40/50K	≥80	0-10V	6	5 year

SIMPLY CONSERVE®

Simply Conserve® LED Wraparound



The Simply Conserve® field-adjustable wraparound fixture includes two switches on the unit, allowing for adjustment of the input power and color temperature. This wrap fixture is designed for easy installation, whether it be a new construction, remodel or retrofit project. Its tool-less lens removal makes for easy installation and ideal for use in a variety of interior commercial spaces.



MODEL NUMBER	NOMINAL SIZE	NOMINAL WATTS	VOLTAGE	LUMENS	CCT	CRI	DIMMING	CASE QTY.	WARRANTY
L30/50-WRP-35/40-4FT-ADJ-120/277	48" x 5.5" x 2.1"	30/40/50W	120-277V	3300/4400/5500	35/40/50K	≥80	0-10V	4	5 year

SIMPLYCONSERVE®

Simply Conserve® LED Adjustable Vapor-Tight

The Simply Conserve field-adjustable vapor-tight fixture includes two switches on the unit which allow for adjustment of the input power and color temperature. This fixture’s durable construction allows it to be installed in a variety of demanding environments where moisture and foreign debris need to be mitigated. The IP66 rating also allows for it to be cleaned with hose-directed water.



MODEL NUMBER	NOMINAL SIZE	NOMINAL WATTS	VOLTAGE	LUMENS	CCT	CRI	DIMMING	CASE QTY.	WARRANTY
L30/50-VPR4-35/50-120/277V-D-ADJ	47.2" x 4.3" x 3.5"	30/40/50W	120-277V	4200/5600/7000	35/40/50K	≥80	0-10V	8	5 year

Panel & Troffers

SIMPLYCONSERVE®

Simply Conserve® Field-Adjustable Commercial Flat Panel

Our DLC-certified LED flat panels are designed for recessed, surface or suspended ceiling grid installation, making them an ideal solution for replacing inefficient traditional fluorescent fixtures. They produce an even, bright light suitable for commercial settings including office buildings, schools, hospitals and more. Their minimalist design allows them to integrate seamlessly, offering high-quality, reliable lighting.



MODEL NUMBER	NOMINAL SIZE	NOMINAL WATTS	VOLTAGE	LUMENS	CCT	CRI	DIMMING	CASE QTY.	WARRANTY
L25/40-FP22-35/50-D-ADJ	2' x 2'	35/40/50	120-277V	2500/3125/3750	35/40/50K	≥80	0-10V	2	5 year
L40/50-FP24-35/50-D-ADJ	2' x 4'	30/35/40	120-277V	3750/4375/5000	35/40/50K	≥80	0-10V	4	5 year

SIMPLYCONSERVE®

Simply Conserve® LED Troffer

Our DLC-certified LED troffers are designed for installation in T-bar grid or drop-in ceilings. They are the ideal solution for replacing inefficient traditional fluorescent troffers. They produce an even, bright light ideal for commercial settings including office buildings, schools, hospitals and more. Their attractive design allows them to integrate seamlessly into any setting, offering high-quality, reliable lighting.



MODEL NUMBER	NOMINAL SIZE	NOMINAL WATTS	VOLTAGE	LUMENS	CCT	CRI	DIMMING	CASE QTY.	WARRANTY
L20/30-TF22-35/50-D-ADJ-2PK	2'x2'	20/25/30W	120-277V	2500/ 3125/ 3750	3500/ 4000 5000K	≥80	0-10V	2	5 year
L34/45-TF24-35/50-D-ADJ-2PK	2'x4'	34/38/45W	120-277V	4250/ 4750/ 5000	3500/ 4000 5000K	≥80	0-10V	2	5 year

High Bays

SIMPLYCONSERVE®

Simply Conserve® LED Linear Highbay

The LED linear high bay series offers leading-edge efficacy and scalability for high-ceiling applications such as warehouses, distribution centers, manufacturing facilities and big box retailers. HB-MOTION sold separately.



MODEL NUMBER	NOMINAL SIZE	NOMINAL WATTS	VOLTAGE	LUMENS	CCT	CRI	DIMMING	CASE QTY.	WARRANTY
L105HBL250D	2'	105W	120-277V	14175	5000K	≥80	0-10V	1	5 year
L155HBL250D	2'	155W	120-277V	20925	5000K	≥80	0-10V	1	5 year
L210HBL250D	2'	210W	120-277V	29000	5000K	≥80	0-10V	1	5 year

SIMPLY CONSERVE®

Simply Conserve® Adjustable LED UFO High Bay

This field-adjustable commercial UFO high bay includes two switches on the unit which allow for adjustment of the input power and color temperature, offering a 9-in-1 solution. This high bay allows for easy and flexible installation in a wide variety of applications including warehouses, manufacturing facilities, gymnasiums and other large indoor spaces. Plug-and-play sensor options are also available.



MODEL NUMBER	NOMINAL SIZE	NOMINAL WATTS	VOLTAGE	LUMENS	CCT	CRI	DIMMING	CASE QTY.	WARRANTY
L100/200-HBU-35/50-120/277-D-ADJ-12GP	13 1/10" x 13 1/10"	100/150/200W	120-277V	13500/20250/27000	3500/4000/5000K	≥80	Yes	1	5 year

Downlights

SIMPLY CONSERVE®

Simply Conserve® LED Recessed Downlight Retrofit

These recessed downlights are the ideal solution for energy-efficient lighting upgrades in new construction or remodeling projects. They seamlessly replace 65-to-75-watt incandescent lamps in five- and six-inch recessed downlight fixtures, saving money without sacrificing quality. They're easy to install, suitable for use in damp locations and provide 35,000 hours of maintenance-free operation.



MODEL NUMBER	NOMINAL SIZE	NOMINAL WATTS	VOLTAGE	LUMENS	CCT	CRI	DIMMING	CASE QTY.	WARRANTY
L13DL5/6AP-27K	5/6"	13W	120V	900	2700K	≥80	Yes	12	5 year
L13DL5/6AP-30K	5/6"	13W	120V	900	3000K	≥80	Yes	12	5 year
L13DL5/6AP-40K	5/6"	13W	120V	900	4000K	≥80	Yes	12	5 year

SIMPLY CONSERVE®

Simply Conserve® Adjustable Wafer Downlight

The Simply Conserve field-adjustable wafer downlight provides the same installation benefits as standard wafers but includes field adjustability of color temperature from 2700K to 5000K, simplifying SKUs. The downlight can be easily installed in new construction, remodel and retrofit projects. Wet-location rating allows the light to be used outdoors as well as indoors.



MODEL NUMBER	NOMINAL SIZE	NOMINAL WATTS	VOLTAGE	LUMENS	CCT	CRI	DIMMING	CASE QTY.	WARRANTY
L12-DLR6-27/50-D-ADJ	6"	12W	120V	950	27/30/35/40/50K	≥80	Yes	16	5 year

SIMPLY CONSERVE®

**Simply Conserve® Field-Adjustable Commercial Downlight**

This downlight includes two switches on the unit which allow for adjustment of the input power, lumen output and color temperature of 3000K/3500K/4000K. This downlight allows for easy installation in new construction, remodel and retrofit projects. Its 90+ CRI and frosted lens allow for true color rendering for vivid colors throughout, and glare-free lighting makes it ideal for commercial use in retail spaces, hospitals, offices and airports.



MODEL NUMBER	NOMINAL SIZE	NOMINAL WATTS	VOLTAGE	LUMENS	CCT	CRI	DIMMING	CASE QTY.	WARRANTY
L7/18-DL6-30/40-D-ADJ	5.13" x 6.25" x 8.25"	7/10/18W	120-277V	700/1000/1500	30/35/40K	≥90	0-10V	4	5 year
L10/22-DL8-30/40-D-ADJ	5.86" x 7.86" x 10.25"	10/15/22W	120-277V	1000/1500/2200	30/35/40K	≥90	0-10V	4	5 year

Wall Packs

SIMPLY CONSERVE®

**Simply Conserve® Field-Adjustable Mini Wall Pack**

Our mini wall pack includes dip switches on the unit, allowing for adjustment of the input power and color temperature. There is also a dip switch to toggle photocell functionality on or off. This mini wall pack's durable construction allows for easy installation in a variety of applications for new construction, remodel and retrofit projects.



MODEL NUMBER	NOMINAL SIZE	NOMINAL WATTS	VOLTAGE	LUMENS	CCT	CRI	DIMMING	CASE QTY.	WARRANTY
L15/25-MWP-30/50-120/277-PC	8.8" x 5.9" x 2.5"	15/20/25W	120-277V	1800/2400/3000	3000/4000/5000K	>80	Yes	12	5 year

SIMPLY CONSERVE®

**Simply Conserve® Adjustable Full Cut-Off Wall Pack**

The Simply Conserve field-adjustable full cut-off wall pack includes a switch on the unit which allows for adjustment of color temperature among 3000K/4000K/5000K, giving installers a 3-in-1 solution. This flexibility allows for easy installation across multiple projects. Provisions for a photocell and 0-10V dimming come standard.



MODEL NUMBER	NOMINAL SIZE	NOMINAL WATTS	VOLTAGE	LUMENS	CCT	CRI	DIMMING	CASE QTY.	WARRANTY
L80-FCWP-30/50-120/277-D-ADJ	12.6" x 6.9" x 5.1"	80W	120-277V	1040	3000/4000/5000K	≥70	Yes	4	5 year

SIMPLYCONSERVE®

Simply Conserve® Mini Wall Pack

The Mini Wall Pack is a great choice for adding or upgrading outdoor security lighting. It's ideal for garages, loading bays, multifamily complexes and hospitality and office buildings. The integrated photocell allows for dusk-to-dawn operation out of the box. This fixture can withstand exterior elements.



MODEL NUMBER	NOMINAL SIZE	NOMINAL WATTS	VOLTAGE	LUMENS	CCT	CRI	DIMMING	CASE QTY.	WARRANTY
L15-MWP-40-120-PC	11.4" x 7.7" x 1.6"	15W	120V	1050	4000K	≥80	No	10	5 year

SIMPLYCONSERVE®

Simply Conserve® LED Wall Pack

Our LED wall pack with photocell provides even, bright lighting for outdoor settings. It is the ideal energy-efficient solution for public spaces, schools, hospitals, parking garages, outdoor walkways and more. With construction that prevents light pollution, saves energy and results in lower maintenance costs, outdoor spaces remain reliably lit for less cost over time.



MODEL NUMBER	NOMINAL SIZE	NOMINAL WATTS	VOLTAGE	LUMENS	CCT	CRI	DIMMING	CASE QTY.	WARRANTY
L35-WPT-50-120/277-D-PC	14.3" X 9.2" X 8"	35W	100-277V	4550	5000K	≥80	No	1	5 year
L50WPT50F-PC	14.3" X 9.2" X 8"	50W	100-277V	5000	5000K	≥80	No	1	5 year
L80WPT50F-PC	14.3" X 9.2" X 8"	80W	100-277V	4550	8000K	≥80	No	1	5 year
L50-WPT-50-120/277-D-PC	14.3" x 9.2" x 7.4"	50W	100-277V	5000	5000K	≥80	Yes	1	5 year
L80-WPT-50-120/277-D-PC	14.3" x 9.2" x 7.4"	50W	100-277V	5000	5000K	≥80	Yes	1	5 year

SIMPLYCONSERVE®

Simply Conserve® Wall Pack Photocell Switch

The wall pack photocell switch automatically adjusts lighting based on sunlight exposure. Effortlessly and reliably control street lighting, passage lighting, doorway lighting and more without lifting a finger. With a wide voltage range, the switch is broadly applicable for almost any power supply level. The 3-10-second time delay prevents unnecessary lighting adjustment affected by rapidly changing conditions. Eliminate waste by only operating your wall packs when necessary with our UL-listed wall pack photocell switch.



MODEL	CASE QTY.
Wall Pack PhotoCell Switch	25



SIMPLYCONSERVE®

Simply Conserve Field Adjustable Parking Garage/Canopy

The Simply Conserve field-adjustable parking garage luminaire includes two switches on the unit which allow for adjustment of the input power, lumen output and color temperature. This downlight allows for easy installation in parking garages and/or canopies.



MODEL NUMBER	NOMINAL SIZE	NOMINAL WATTS	VOLTAGE	LUMENS	CCT	CRI	DIMMING	CASE QTY.	WARRANTY
L40/70-PG10-30/50-120/277V-D-ADJ	10.1" x 10.1" x 4.2"	40/60/70W	120-277V	4800/ 2400/ 3000	3000/ 7200/ 8400K	≥80	0-10V	4	5 year

Corn Bulb



SIMPLYCONSERVE®

Simply Conserve® LED Corn Bulb

Our LED corn bulb is ready to meet your customers' unique needs. Ideal for commercial spaces, whether it be for indoor high-bay or outdoor fixtures, these bulbs provide ideal brightness and weather-resistant construction to keep them shining year-round.



MODEL NUMBER	NOMINAL SIZE	BASE	NOMINAL WATTS	VOLTAGE	LUMENS	CCT	CRI	DIMMING	CASE QTY.	WARRANTY
L36CB50-D-E26	8.8" x 2.4"	E26	36W	120-277V	5580	5000K	≥80	Yes	25	5 year

T8 Lamps

SIMPLY CONSERVE®

Simply Conserve® T8 LED Hybrid

This 14W hybrid T8 LED lamp is ideal for offices, conference rooms, hotels, academic complexes and commercial and medical facilities. Designed to have 1800 lumens, these lamps deliver the same light output as a 32W fluorescent with less than half the power. Hybrid technology reduces maintenance expenses and allows multiple installation methods whether a ballast is present or not. Install as a plug-and-play solution on compatible ballasts, or bypass the ballast to install in a double-end configuration.



MODEL NUMBER	BASE	NOMINAL WATTS	VOLTAGE	LUMENS	CCT	CRI	DIMMING	CASE QTY.	WARRANTY
L14T8G35AB	G13	14W	120-277V	1800	3500K	≥80	No	25	5 year
L14T8G40AB	G13	14W	120-277V	1800	4000K	≥80	No	25	5 year
L14T8G50AB	G13	14W	120-277V	1800	5000K	≥80	No	25	5 year
L14T8G40AB-10PK	G13	14W	120-277V	1800	4000K	≥80	No	10	5 year
L14T8G50AB-10PK	G13	14W	120-277V	1800	5000K	≥80	No	10	5 year

SIMPLY CONSERVE®

Simply Conserve® LED T8 – UL Type A – Direct Replacement

This LED T8 lamp is a perfect plug-and-play solution to convert existing fluorescent fixtures to LED. Designed to deliver 1800 lumens, these lamps produce the same light output as a 32W fluorescent with less than half the power. The glass construction provides a strong, quick and safe installation without any re-wiring of the ballast or fixture. Compatible with most electronic instant-start and programmed rapid start T8 ballasts.



MODEL NUMBER	BASE	NOMINAL WATTS	VOLTAGE	LUMENS	CCT	CRI	DIMMING	CASE QTY.	WARRANTY
L11T8G40A	G13	11W	120-277V	1800	4000K	≥80	No	25	5 year
L11T8G50A	G13	11W	120-277V	1800	5000K	≥80	No	25	5 year
L14T8G40A	G13	14W	120-277V	1800	4000K	≥80	No	25	5 year
L14T8G50A	G13	14W	120-277V	1800	5000K	≥80	No	25	5 year

LED T8 and T5 Product Selection

FAMILY	WATTAGE	LAMP TYPE	MATERIAL	CCT	OPERATION
L = LED Linear	12 = 12W 14 = 14W 15 = 15W	T8 = T8 Tube T5 = T5 Tube	G = Glass PC = Aluminum & Polycarbonate N = Nano Plastic	35 = 3500K 40 = 4000K 50 = 5000K	A = UL Type A BDE = UL Type B, Double End BSE = UL TYPE B, Single End AB = UL Type A/B, Dual Mode

SIMPLYCONSERVE®

Simply Conserve® LED T8 – UL Type B – Double-End Ballast Bypass

T8 LEDs provide cost-effective, powerful, uniform lighting for T8 fluorescent retrofit projects utilizing standard G13 (medium bi-pin) sockets. They are used in conjunction with the existing fluorescent housing or fixture bodies. These T8 lamps are equipped with a dedicated internal driver to deliver appropriate light levels for your application. These commercial LED lighting products are great for offices, retail spaces, schools, universities, airport lounges, government facilities and many other common indoor applications.



MODEL NUMBER	BASE	NOMINAL WATTS	VOLTAGE	LUMENS	CCT	CRI	DIMMING	CASE QTY.	WARRANTY
L17T8G40BDE	G13	17W	120-277V	2200 ± 10%	4000K	≥80	No	25	5 year
L17T8G50BDE	G13	17W	120-277V	2200 ± 10%	5000K	≥80	No	25	5 year

T5 Lamps

SIMPLYCONSERVE®

Simply Conserve® LED T5 – UL Type A – Direct Replacement

This LED T5 lamp is an easy plug-and-play solution to convert existing linear fluorescent fixtures to LED without any extra effort or re-wiring. Designed to deliver over 3500 lumens, the lamp's construction provides safe installation utilizing the existing T5HO Program start electronic ballasts, minimizing maintenance and labor costs.



MODEL NUMBER	BASE	NOMINAL WATTS	VOLTAGE	LUMENS	CCT	CRI	DIMMING	CASE QTY.	WARRANTY
L25T5G40A	G5	25W	120-277V	3500	4000K	≥80	No	25	5 year
L25T5G50A	G5	25W	120-277V	3500	5000K	≥80	No	25	5 year

SIMPLYCONSERVE®

Simply Conserve® LED T5 – UL Type B – Bypass

The LED T5 bypass eliminates the need for a ballast, making it a quick and efficient solution for your lighting needs. With an even and flicker-free light output, this lamp is the ideal replacement for 54-watt T5HO fluorescent tubes in commercial spaces. Its 50,000-hour rated lifespan and easy installation eliminate the hassle of complicated upgrades.



MODEL NUMBER	BASE	NOMINAL WATTS	VOLTAGE	LUMENS	CCT	CRI	DIMMING	CASE QTY.	WARRANTY
L25T5G40BDE	G5	25W	120-277V	3500	4000K	≥80	No	25	5 year
L25T5G50BDE	G5	25W	120-277V	3500	5000K	≥80	No	25	5 year


Lighting Partner Brands



Weatherization and Home Efficiency

Professional-Grade, High-Quality Materials

AM Conservation provides weatherization products, allowing contractors, business owners and homeowners to install with ease, speed, and flexibility. Our weatherization products are competitively priced and we maintain appropriate inventory levels of hard-to-find, specialty products.



Weatherstripping

SIMPLY CONSERVE®

Simply Conserve® Windjammer-Style Weatherstripping

Our windjammer foam weatherstripping retains its original shape year after year, remains pliable from -40°F and meets ASTM, BSI, DIN and ISO standards. The windjammer is an easy-to-cut cellular polyvinyl chloride (PVC), which has become widely accepted as a substitute for wood due to its superior performance characteristics. It resists water, rot, warping, and splintering, meaning it lasts longer than wood and results in less waste. The tops are precut for a uniform fit, efficient installation and superior air-sealing. The windjammer comes ready to install and can be painted. It has a nail-up installation so no screws are necessary (nails are not included).

SANTOPRENE™ SKIN WITH FOAM SEALING GASKET



MODEL NUMBER	COLOR	WIDTH	DIMENSIONS	CASE QTY.
DS060N-B	Brown	0.875"	84" sides, 36" top	15
DS060N-W	White	0.875"	84" sides, 36" top	15
DS060W-B	Brown	1.375"	84" sides, 36" top	12
DS060W-W	White	1.375"	84" sides, 36" top	12

W



SIMPLY CONSERVE®

Simply Conserve® Aluminum Weatherstripping

Our KC600 aluminum weatherstripping features a medium-duty extruded aluminum carrier with notched tops for accurate and trouble-free installation. The gasket tops are bevel-cut at the factory for better fit. The thermoplastic rubber sealing gasket has excellent compression set resistance and the ability to consistently spring back into shape, resulting in significant energy conservation. This weatherstripping will seal gaps up to 0.75".

SANTOPRENE™ SKIN WITH FOAM SEALING GASKET

MODEL NUMBER	COLOR	DIMENSIONS	CASE QTY.
KC600-B	Brown	84" sides, 36" top	25
KC600W-84	White	84" sides, 36" top	25
KC600-G	Gray	80" sides, 36" top	25
KC600G-84	Gray	84" sides, 36" top	25

SIMPLY CONSERVE®

Simply Conserve® Wedge-Style Aluminum Weatherstripping

Our wedge-style aluminum weatherstripping features a medium-duty extruded aluminum carrier that has notched sides for better fit and trouble-free installation. The Santoprene™ sealing gasket stays pliable in sub-zero temperature and won't crack, shrink, or become brittle or stiff. This weatherstripping works well on warped and inconsistent doors. It also features slotted screw holes for easy adjustment and includes screws.



MODEL NUMBER	COLOR	DIMENSIONS	CASE QTY.
KC500	Gray	84" sides, 36" top	12

SIMPLYCONSERVE®

Simply Conserve® Low-Temperature TPR Weatherstripping

Our low-temperature TPR weatherstripping features a medium-duty extruded aluminum carrier and slotted holes for easy adjustment and trouble-free installation. Our low-temperature weatherstrip's sealing gasket is made of a pliable thermoplastic rubber (TPR), which will remain pliable in subzero temperatures. That means superior weather sealing when it's needed most.



MODEL NUMBER	COLOR	DIMENSIONS	CASE QTY.
WS051	Gray	84" sides, 36" top	20

SIMPLYCONSERVE®

Simply Conserve® "Wright Stuff" Silicone Weatherstripping

Our "Wright Stuff" silicone weatherstripping features a 100% silicone rubber sealing gasket for resilience, ultra violet resistance and low temperature flexibility in extreme temperatures (operates normally up to -55°C). The weatherstripping also features slotted screw holes for easy adjustment and includes screws.



MODEL NUMBER	COLOR	DIMENSIONS	CASE QTY.
WS061	Gray	84" sides, 36" top	20

SIMPLYCONSERVE®

Simply Conserve® Kerfed Door Frame Seal Weatherstripping

Our kerfed door frame seal weatherstripping fits easily into most door kerfs and can be removed without damaging the jamb or seal. It is composed of open-celled foam with a polyethylene liner, which provides maximum long-term performance, low compression force and resistance against compression set. That means it retains its original shape year after year.



SANTOPRENE™ SKIN WITH FOAM SEALING GASKET

MODEL NUMBER	COLOR	DIMENSIONS	CASE QTY.
QEBD650 84 B CS 150	Brown	84"	150
QEBD650 84 CS 150	White	84"	150

SIMPLYCONSERVE®

Simply Conserve® Closed-Cell Foam Tape Weatherstripping

Our closed-cell foam tape weatherstripping seals out drafts, prevents heat loss and improves energy efficiency. This closed-cell foam tape weatherstripping is made of 100% PVC sponge foam with pressure-sensitive peel-and-stick acrylic adhesive. Easy to install, this weatherstripping may be used on doors, windows, attic hatches, around air conditioners and more.



MODEL NUMBER	COLOR	DIMENSIONS	CASE QTY.
P-244	Gray	0.75" x 0.375" x 17'	24
P-243	Gray	0.375" x 0.375" x 17'	27
P-242	Gray	0.375" x 0.375" x 17'	27
P-240	Gray	0.25" x 0.125" x 17'	36
V443H	Gray	0.375" x 0.1875" x 17'	24



SIMPLYCONSERVE®

Simply Conserve® Open-Cell Foam Tape Weatherstripping

Our open-cell foam tape weatherstripping is easy to install and helps reduce heating and cooling costs. To install just clean the surface, cut to size, peel and stick. This open-cell foam tape weatherstripping is made of soft compression sponge foam and features an aggressive pressure-sensitive acrylic adhesive. The open-cell foam tape weatherstripping may be used to help seal out drafts, prevent heat loss and improve energy efficiency on doors, windows, attic hatches and around air conditioners.

MODEL NUMBER	COLOR	DIMENSIONS	CASE QTY.
P393	Charcoal	0.5" x 0.5" x 17"	22



SIMPLYCONSERVE®

Simply Conserve® V-Seal Adhesive-Backed Weatherstripping

Our v-seal adhesive-backed weatherstripping is easy to install and perfect for the professional or do-it-yourselfer. The v-seal adhesive-backed weatherstripping is pre-scored polypropylene designed for conforming extremely well to large and small gaps. Just cut the v-seal adhesive-backed weatherstripping to size, fold and stick. This weatherstripping can be used to seal both doors and windows.

MODEL NUMBER	COLOR	DIMENSIONS	CASE QTY.
M13W	White	17'	12



Door Bottoms and Thresholds

SIMPLY CONSERVE®

Simply Conserve® Single-Seal Door Sweep



Our single-seal door sweep features a medium-duty extruded aluminum carrier with a pliable single vinyl sealing fin. The vinyl back seal, not found on most other brands, eliminates the need for caulking. Slotted screw holes make for easy adjustment and simple installation. It comes individually packaged with installation instructions and screws.

MODEL NUMBER	COLOR	DIMENSIONS	CASE QTY.
V110	Gray	1.75" x 36"	50

SIMPLY CONSERVE®

Simply Conserve® Triple-Seal Door Sweep



Our triple-seal door sweep features include three draft-stopping vinyl sealing fins for three times the sealing power. The medium-duty extruded aluminum carrier with five slotted screw holes provides easy adjustment and efficient installation with no caulking necessary.

MODEL NUMBER	COLOR	DIMENSIONS	CASE QTY.
TSV325L-W	White	2.125" x 36"	50
TSV325L	Gray	2.125" x 36"	50
TSV325L-B	Brown	2.125" x 36"	50

SIMPLY CONSERVE®

Simply Conserve® Automatic Weather Seal Door Sweep



Our spring-activated automatic weather seal door sweeps lift when the door opens to clear carpets and lower when the door is closed to seal the gap between the door and threshold. These door sweeps feature a medium-duty extruded aluminum carrier with a pliable single sealing fin and slotted screw holes to make adjustment and installation easy. These door sweeps also seal gaps up to 0.50" between the threshold and door bottom and come individually packaged with installation instructions and Phillips-head screws.

MODEL NUMBER	COLOR	DIMENSIONS	CASE QTY.
07179-I	White	2.5" x 36"	48
07153-I	Brown	2.5" x 36"	48

SIMPLY CONSERVE®

Simply Conserve® Self-Stick Door Sweep




Our self-stick door sweep has a strong adhesive to stay in place on the door for a long time. The 1.5" height allows seals on doors with imperfections. To install simply cut to size, peel off the red strip, and stick into place. The door sweep comes individually packaged with installation instructions.

MODEL NUMBER	COLOR	DIMENSIONS	CASE QTY.
N6000	Clear	1.5" x 36"	100

SIMPLY CONSERVE®

Simply Conserve® Door Shoes

Our door shoes are available in a variety of lengths and finishes. All door shoes are individually packaged and feature slotted holes for easy adjustment, as well as a pliable sealing gasket. The door shoes are made of architectural-grade, medium-duty extruded aluminum and are fire labeled. They are tested to UL 10B standards, certified for Canada. They meet the requirements of ASTM E-152, NFPA-252 and UBC-432. Screws are included.



MODEL NUMBER	DESCRIPTION	DIMENSIONS	CASE QTY.
A217V36L	U-Shape Door Bottom, No Drip Cap	1.75" x 36"	50
A216V36L	U-Shape Door Bottom, With Drip Cap	1.75" x 36"	50

SIMPLY CONSERVE®

Simply Conserve® Corner Doorjamb Pads

Our corner doorjamb pads feature pressure-sensitive adhesive backing. The corner doorjamb pads are 1.25" wide x 2" high and are easy to install. Simply apply doorjamb pads to corner of doorjamb on the hinge side.



MODEL NUMBER	COLOR	DIMENSIONS	CASE QTY.
1557-8623-1-I-B	Black	1.25" x 2"	100



Caulk and Caulk Guns

SIMPLY CONSERVE®

Simply Conserve® Caulk Gun

Sealing and weatherizing is as simple as filling this caulk gun with the caulk of your choice and seamlessly applying in interior and exterior locations. Protect buildings from unwanted weather conditions while saving energy and money.



MODEL NUMBER	CASE QTY.
3985-CAULK GUN	12

SIMPLY CONSERVE®

Simply Conserve® Rope Caulk

Our rope caulk is an effective alternative to tube caulking for both doors and windows. Unlike tube caulking, there is no caulk gun needed or messy clean up. Simply separate a strand of rope caulk and press the self-stick caulk into place. This caulk helps seal out drafts in small gaps, providing an easy caulking solution that will not harden or dry out.



MODEL NUMBER	COLOR	SIZE	CASE QTY.
P14AM	Gray	30'	12

Squeeze Tube Caulk

This premium window & door caulk is formulated to provide an extra-tight seal around windows, doors and other areas of your home. This multi-purpose sealant can be used indoors or outdoors and helps increase energy efficiency by reducing drafts and cold spots.



MODEL NUMBER	COLOR	SIZE	CASE QTY.
0848NR	White	5 oz.	5



Insulation, Covers, and Accessories

SIMPLYCONSERVE®

Simply Conserve® Switch & Outlet Sealing Gaskets

Our universal switch & outlet sealing gasket eliminate drafts, insulate, and help conserve energy when used in exterior wall and switch receptacles. These gaskets are designed to fit an outlet, toggle light switch, and standard light switch with no need to buy multiple solutions. Flame retardant and UL Listed.



MODEL NUMBER	DESCRIPTION	CASE QTY.
SWTCHOUTSL-UNV-CS	Universal switch and outlet gasket seal	1000

SIMPLYCONSERVE®

Simply Conserve® Closed-Cell Polyethylene Hot Water Pipe Insulation

Our closed-cell polyethylene hot water pipe insulation is used to insulate residential and commercial hot water non-steam pipes, providing improved thermal efficiency and protecting personnel from heat and burns. Insulating hot water pipes reduces heat loss and can raise water temperature 2°F – 4°F. It also prevents freezing and sweating for cold water pipes. Our pipe insulation provides excellent resistance to water and water vapor and has a temperature range of -160° to 200°. The insulation is flexible and is 100% pre-slit for easy installation.



MODEL NUMBER	R VALUE	DIMENSIONS	CASE QTY.
PI010	R3.54	0.50" Wall for 0.50" Pipe 129'/case	43
PI011	R3.15	0.50" Wall for 0.75" Pipe, 84'/case	28
PI016	R5.70	0.75" Wall for 0.75" Pipe 51'/case	17
PI018	R5.07	0.75" Wall for 0.50" Pipe, 72'/case	24

SIMPLYCONSERVE®

Simply Conserve® Pipe Insulation Closure Clips

Our pipe insulation closure clips close pipe insulation seams quickly and efficiently without the use of tape for better fitted seams, neater installation and less heat loss.



MODEL NUMBER	COLOR	CASE QTY.
CCLIPS-B-CS	Black	1000

SIMPLYCONSERVE®

Simply Conserve® Heat Shrink Film Window Insulation Kit

Our easy-to-use heat shrink film window insulation kit contains plastic shrink film and two-way tape to insulate and weatherize average-size windows. The insulation kit seals windows airtight and eliminates condensation, cold drafts and heat loss. The tape securely holds the plastic film in place while a hair dryer shrinks plastic film to form smooth, tight, clear-as-glass coverage inside the storm window.



MODEL NUMBER	PACKAGING	DESCRIPTION	PACKAGE DIMENSIONS	CASE QTY.
WK6242EF	Single Pack	One Box Contains: 1x Clear Shrink Film 62" x 42" 1x Two-Sided Tape 216"	7.753" (L) x 1.459" (W) x 7.365" (H)	12
WK64210EF	Deluxe Pack	One Box Contains: 1x Clear Shrink Film 210" x 64" 1x Two-Sided Tape 90'	7.753" (L) x 1.459" (W) x 7.365" (H)	12



SIMPLYCONSERVE®

Simply Conserve® Hot Water Heater Tank Insulating Wraps

Our hot water heater tank insulating wraps have a white vinyl facing and are made from appliance-grade fiberglass insulation. They include specially formulated adhesive tape and easy-to-follow instructions. The wraps made for electric heaters also include an insulating top. These insulating wraps meet and exceed U.S. Department of Energy standards.

MODEL NUMBER	DIMENSIONS	CASE QTY.
TW011	3" X 48" X 87" (for electric water heaters)	4
TW008	3" X 48" X 75" (for electric water heaters)	4



SIMPLYCONSERVE®

Simply Conserve® Hot Water Heater Wrap Strap Kit

Our hot water heater wrap strap kit securely keeps the insulating wraps in place and can be used in addition to or in place of tape. Each package contains three straps and three buckles and is long enough to fit all size water heater tanks. These strap kits are reusable.

MODEL NUMBER	CASE QTY.
STRAP-BG	50

SIMPLYCONSERVE®

Simply Conserve® Filter Whistle CUSTOMIZABLE 



Our filter whistle easily attaches to a new furnace or air conditioner filter and sounds when your filter becomes 50% clogged, letting you know it is time to replace the filter. The filter whistle is reusable. Individually packaged with simple use instructions, this product may be custom-packaged with your logo, message or program theme. A minimum quantity purchase of 250 applies for custom packaging.

MODEL NUMBER	CASE QTY.
N9150	900

SIMPLYCONSERVE®

Simply Conserve® Chill-Stopper Air Conditioner Covers



Our chill stopper air conditioner covers are rigid air covers that are designed to insulate through-the-wall air conditioners. The chill stopper air conditioner Covers seal out 100% of drafts, have a high R-value and also eliminate condensation. They attach easily from the inside without the need for duct tape, caulking or mess. These air conditioner covers fit most major brands of air conditioners and come with all necessary hardware. When choosing a size for your chill stopper air conditioner cover, it is important that you add 1" to the dimensions of the air conditioner unit after measuring to give you accurate measurements. The chill stopper air conditioner covers are made to order. Additional sizes are available.

MODEL NUMBER	DIMENSIONS	CASE QTY.
Z-VT-120907	26.75" x 16.25" x 4"	8
Z-VT-120910	26.75" x 17.25" x 6"	8

Weatherization Partner Brands




Home Accessories

Meet Your Customers' Residential Needs

AM Conservation offers easy-to-install, durable home safety monitoring, hardware and accessories to improve resident wellbeing.





Power Strips



SIMPLY CONSERVE®

Simply Conserve® 7-Outlet Advanced Power Strip

The Simply Conserve advanced power strip (APS) allows users to reduce excess energy usage and trim utility bills by intelligently cutting off power to connected devices while they're not in use, eliminating phantom and standby power losses without ever unplugging the equipment. Load-sensing technology detects the current being drawn through the Master Outlet, which is plugged into a primary device like your TV or desktop computer. Then, peripheral devices like game consoles, DVD players or monitors are plugged into the Switched Outlets, which only become energized when a high current is detected in the Master Outlet, indicating the TV or desktop computer is powered on. Always-On Outlets provide power at all times, so they can be used for devices that need power constantly, like modems and cable boxes.

MODEL NUMBER	CASE QTY.	WARRANTY
SC73T1	18	Limited Lifetime



SIMPLY CONSERVE®

Simply Conserve® Child Safety Caps

Our child safety caps not only add safety, but also seal out drafts and air leaks from unused outlets. Simply plug the child safety cap into an unoccupied outlet. Child safety caps are sold in packs of 18.

MODEL NUMBER	CASE QTY.
SC001-18B	18 Pieces Per Bag, 100 Bags Per Carton

Power Strip

Partner Brands

The logo for Embertec, featuring the word "ember" in a light green, lowercase sans-serif font, followed by "tec" in a dark grey, lowercase sans-serif font, with a registered trademark symbol (®) to the upper right.

Embertec

Embertec is a leading energy efficiency technologies company. They specialize in power-saving products for the consumer electronics and appliances market, utilizing a unique microprocessor-controlled chip and supporting platform technology.

The logo for TrickleStar, featuring the word "TrickleStar" in a dark grey, sans-serif font, followed by a green circular icon composed of many small dots arranged in a spiral pattern.

TrickleStar

TrickleStar manufactures affordable, simple and easy-to-use products, which help everyday people reduce energy consumption in their homes and workplaces.



Power Banks

Solar Charging Power Bank **CUSTOMIZABLE** 

Our solar charging power bank can recharge your phone or mobile device on the go. It stores energy in a li-polymer battery, which can be charged via USB cord or sunlight. Ideal for power outages, camping, hiking, traveling or other outdoor activities.



Once the power bank is charged, it's ready to use for mobile devices such as phones, tablets, watches and mp3 players. It also includes a USB port and a Micro USB port for charging the power bank with an electrical outlet. These solar charging power banks are customizable with your logo. Minimum order of 5,000 pieces for logo engraving.

MODEL NUMBER	COLOR	PV	mAh CAPACITY	INPUT/OUTPUT	CASE QTY.
SPB-4K-BK-SC-2A	Black	80mA solar panel	4000 mAh	DC 5V 2A	100



Smoke and CO Detectors

Carbon Monoxide Detector Alarm

Our carbon monoxide detector alarm features advanced electrochemical CO-sensing technology, allowing it to detect carbon monoxide through its working electrode. This CO detector has a 10-year CO sensor/end-of-life signal and is powered by a 9V alkaline battery (CO250B) with an option for a 5-year lithium battery version.



MODEL NUMBER	DESCRIPTION	CASE QTY.
CO250B	9V Alkaline Battery Operated	6
CO250LB	Lithium Battery Operated	6

Basic Smoke Detector Alarm

Our basic smoke alarm has ionization smoke-sensing technology, making it more responsive to flaming fires. This smoke alarm is RV-approved and is powered by a 9V alkaline battery (FG250B) with an option for a lithium battery version.



MODEL NUMBER	DESCRIPTION	CASE QTY.
FG250B	9V Alkaline Battery Operated	6
FG250LB	Lithium Battery Operated	6

Combination Smoke, Fire & Carbon Monoxide Detector Alarm

Our combination smoke detector, fire alarm & carbon monoxide detector features advanced electrochemical CO and ionization smoke-sensing technology, making it more responsive to flaming fires. This combination detector has a 10-year sensor/end-of-life signal and is powered by a 9V alkaline battery.



MODEL NUMBER	DESCRIPTION	CASE QTY.
SC02B	9V Alkaline Battery Operated	12



Tapes and Brushes

Aluminum Foil-Coated Duct Tape

Our aluminum foil coated duct tape is coated with an acrylic pressure-sensitive adhesive and applies easily to both fibrous and sheet metal ducts on flat and irregular surfaces. This tape excels in demanding temperature applications and other environments. It is UL listed and meets requirements of UL181A-P and UL181B-FX.



MODEL NUMBER	DIMENSIONS	CASE QTY.
1581A-3-CS	3" x 180'	16

SIMPLY CONSERVE®

Simply Conserve® Coil Cleaning Brush

Our coil cleaning brush has a unique tapered design that enables the efficient cleaning of refrigerator, air conditioner and dehumidifier coils, where dust easily collects reducing efficiency and wasting energy. This brush features a sturdy, extended reach handle.



MODEL NUMBER	CASE QTY.
971130-I	250

2" Mastic Brush

Our 2" mastic brush is manufactured with natural bristles and a wooden handle, which makes it ideal for applying mastic and adhesives to all types of substrates. It is reusable and can be cleaned repeatedly or disposed of when the job is finished. This brush is also ideal for cleaning coils and for dusting off parts, equipment and ductwork. It can be used with solvent-type parts cleaners.



MODEL NUMBER	CASE QTY.
SB-2-CS	24




Locks and Hardware

Tulip Entry Door Knob Lockset

Our tulip entry door knob locksets ensure privacy and passage with 2.375" backset latch bolts. The locksets have a cylinder designed to be removable for re-keying and reversible for right/left hand opening. They feature tubular construction, a 5-pin tumbler solid brass cylinder and an oversize positive turn-button interior locking. This lockset fits wood or metal doors from 1.375" to 1.75" thick and installs easily with standard 2.125" installation holes.



MODEL NUMBER	DESCRIPTION	CASE QTY.
LCPBK3ABL	Keyed in 3 door knob entry lock and combination dead bolt combo set	12



Thermometers

Wall Plate Thermometer **CUSTOMIZABLE** 

This wall plate thermometer readily replaces existing wall plates, installs in minutes, and needs no wiring. The LCD display accurately displays temperatures to within 1°F. The switch plate thermometer is UL approved and has an easy-access battery, which is included. This wall plate thermometer may be personalized with corporate name, logo or program theme.



MODEL NUMBER	CASE QTY.
PP-12100	216

Bi-Metal Refrigerator/Freezer Thermometer

Our bi-metal refrigerator/freezer thermometer accurately displays temperature. This thermometer includes a magnetic and adhesive backing for different mounting and placement options. Adjusting refrigerator and freezer temperatures to the recommended settings saves energy and improves refrigerator/freezer efficiency by up to 8%. The optimal refrigerator temperature range for food safety is 36°F to 40°F; the freezer should be set to zero.



MODEL NUMBER	CASE QTY.
AMC111	400

Digital Thermometer

Our digital thermometer has an easy-to-read digital display screen that accurately shows Fahrenheit temperatures between -17°F and 150°F. The suction cup allows you to place the thermometer anywhere. Batteries are included.



MODEL NUMBER	CASE QTY.
AMC113	150

SIMPLY CONSERVE®

Simply Conserve® Hot Water Temperature Gauge **CUSTOMIZABLE** 

Our hot water temperature gauge illustrates the temperature of your hot water heater. If the temperature is 120° or more, then you know your hot water heater is turned up too high. This card may be personalized with a logo. A minimum quantity purchase of 250 applies for imprinted products.



MODEL NUMBER	CASE QTY.
AMC109-G	250



AM Conservation

1701 Charleston Regional Parkway
Suite A
Charleston, SC 29492 USA

Phone: 888.513.3005
Fax: 843.971.1472
Email: customercare@amconservation.com



REQUEST A QUOTE
amconservation.com