



Designed in France • Manufactured in China

WELDING COLLISION REPAIR CHARGE



MMA - TIG - MIG-MAG - PLASMA CUTTING - PROTECTION
DENT PULLING - CHARGERS - BSU - STARTERS - BOOSTER - ACCESSORIES

2026

A solid manufacturing group



900 people

C1+

Credit Rating
Banque de France



€ 140 000 000



55 000 m²
2 factories



A family company



Nicolas & Bruno
Bouygues

CHINESE MANUFACTURER
SINCE 2001



Global coverage

125 countries

5 catalogues

3 500+ references



MMA/SMAW
TIG/GTAW
MIG-MAG/
GMAW-FCAW
Plasma cutting
Stud welding
Spot welding
Accessories
Protection
Consumables



Spot welding
Dent pulling
MIG-MAG/
GMAW-FCAW
Plasma cutting
Induction heating
Riveting
Lifting
Bodyshop tools



Chargers
Battery support units
Boosters
Starters
Testers
Portable energy
Jumper cables
EV charging
Accessories



Releasing
Shrink-fitting
Stripping
Straightening
Dent removal
Bending
Brazing



MMA/SMAW
TIG/GTAW
MIG-MAG/
GMAW-FCAW
Plasma cutting
Charge

GYS China factory

100% integrated production



 **GYS FRANCE**
Laval

 **GYS CHINA**
Shanghai

 **GYS GERMANY**
Aachen

 **GYS U.K.**
Rugby

 **GYS ITALIA**
Venezia

 **GYS IBERICA**
Madrid

2 Modern factories

Table of contents

MMA/SMAW	4 > 11
TIG/GTAW	12 > 13
MIG-MAG WELDING	14 > 23
PLASMA CUTTING	24
ACCESSORIES WELDING	25 > 28
INDIVIDUAL PROTECTIONS	28 > 31

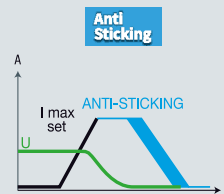
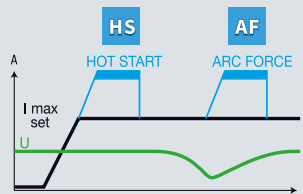
MIG-MAG COLLISION REPAIR	32 > 33
DENT PULLING	34 > 47
GLUE PULLING REPAIR	41
ACCESSORIES COLLISION REPAIR	48 > 51
CHARGERS & BATTERY SUPPORT UNIT	52 > 63
STARTERS	64 > 65
BOOSTERS	66 > 74
JUMPER CABLES • INVERTERS • TESTERS	75 > 80



GYSMI

MMA INVERTER

100 ▶ 200 A




230 V

GYSMI 100A

230 V • 1 ~

100 A ⚡ — Ø 1.6+2.5 mm

HS AF Anti Sticking



1.6 m, 10 mm² + 1.6 m, 10 mm²
083622 ☞/♁ 29 × 17 × 16 cm / 3.2 kg




1.6 m, 10 mm² + 1.6 m, 10 mm²
085107 ☞/♁ 35 × 14 × 30 / 3.6 kg

GYSMI 120A

230 V • 1 ~

120 A ⚡ — Ø 1.6+3.2 mm

HS AF Anti Sticking




1.6 m, 10 mm² + 1.6 m, 10 mm²
083639 ☞/♁ 33 × 14 × 27 cm / 4.5 kg

GYSMI 160A


230 V • 1 ~

160 A ⚡ — Ø 1.6+5 mm


HS AF Anti Sticking




1.6 m, 16 mm² + 1.6 m, 16 mm²
083646 ☞/♁ 30 × 18 × 17 cm / 4.6 kg



1.6 m, 16 mm² + 1.6 m, 16 mm²
083790 ☞/♁ 33 × 14 × 27 cm / 5.2 kg



1.6 m, 16 mm² + 1.6 m, 16 mm² + Techno 11
083745 ☞/♁ 38 × 22 × 24 cm / 5.1 kg



1.6 m, 16 mm² + 1.6 m, 16 mm² + Techno 11 + Ø 2 mm, × 50
083752 ☞/♁ 39 × 31 × 25 cm / 6.4 kg



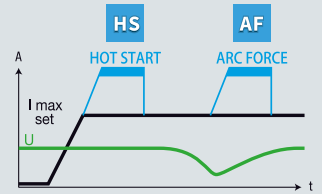


GYSTEC

MMA INVERTER

160 ▶ 200 A

P400 PROTEC 400



10/25 mm²
Ø 9 mm

10/25 mm²
Ø 9 mm

10/25 mm²
Ø 9 mm

230 V

GYSTEC 160 LA

230 V • 1 ~

160 A

↔ Ø 1.6 → 4 mm

HS AF Anti Sticking TIG LIFT



1.6 m, 16 mm² + 1.6 m, 16 mm²

084902 ☑/▲ 30 × 18 × 22 cm / 4.8 kg

GYSTEC 180 LA

230 V • 1 ~

180 A

↔ Ø 1.6 → 4 mm

HS AF Anti Sticking TIG LIFT



2 m, 16 mm² + 1.6 m, 16 mm²

083554 ☑/▲ 37 × 17 × 31 cm / 6.9 kg



GYSTEC 200 LA

230 V • 1 ~

200 A

↔ Ø 1.6 → 5 mm

HS AF Anti Sticking TIG LIFT



3 m, 16 mm² + 3 m, 16 mm²

084926 ☑/▲ 37 × 17 × 31 cm / 7.3 kg



NEW

1.6 m, 16 mm² + 1.6 m, 16 mm²

088436 ☑/▲ 33 × 19 × 27 cm / 5.4 kg



2 m, 16 mm² + 1.6 m, 16 mm²

084919 ☑/▲ 37 × 22 × 27 cm / 6 kg



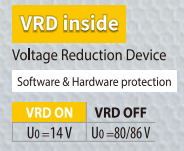
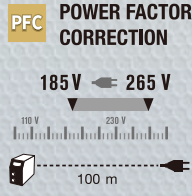

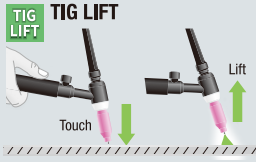
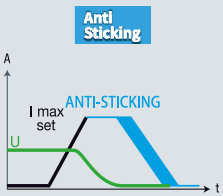
OPTIONS

TIG TORCH
TIG torch kit SR17V (valve)

4 m, 10/25 mm²

087583





NEW

10/25 mm²
Ø 9 mm



NEW

10/25 mm²
Ø 9 mm

230 V DIGITAL

230 V DIGITAL PFC

GYSTEC 180 E

230 V • 1 ~
180 A Ø 1.6 → 4 mm
HS AF Anti Sticking TIG LIFT



087712 37 × 17 × 31 cm / 6.7 kg

GYSTEC E180 PFC

230 V • 1 ~
180 A Ø 1.6 → 4 mm
P400 PFC VRD inside HS AF Anti Sticking TIG LIFT ADS
MMA PULSE



083608 48 × 23 × 40 cm / 11.4 kg

CE NORM. EN60974-1	MADE IN GYS CHINA	~	I ₂	Ø mm	⚙️ : ⚡ → 20s → ⚡ ... # electrode / h	INTEGRATED TECHNOLOGY										X% GYS (20°C)	EN60974-1 (40°C)	⚡	Protected & compatible power generator (+/-15%)										
						50/60 Hz	A	(MMA) A	(TIG) A	Ø1.6	Ø2	Ø2.5	Ø3.2	Ø4	Ø5					P400	PFC	VRD	HS	AF	Anti sticking	MMA PULSE	TIG Lift	ADS	for normal use
GYSTEC 160 LA	1	230V	16	10 → 160	10 → 160	1.6 → 4.0	62	50	38	18	7	—	—	—	—	—	—	—	—	—	—	—	—	20% @ 160 A	75 A	10%	65 V	6.5 kW	7.5 kVA
GYSTEC 180 LA	1	230V	16	15 → 180	15 → 180	1.6 → 4.0	62	50	40	30	15	—	—	—	—	—	—	—	—	—	—	—	—	30% @ 180 A	95 A	15%	64 V	7 kW	10 kVA
GYSTEC 200 LA	1	230V	16	15 → 200	15 → 200	1.6 → 5.0	62	50	40	30	15	6	—	—	—	—	—	—	—	—	—	—	—	25% @ 200 A	100 A	12%	64 V	7.5 kW	10 kVA
GYSTEC 180 E	1	230V	16	20 → 180	20 → 180	1.6 → 4.0	62	50	40	30	15	—	—	—	—	—	—	—	—	—	—	—	—	32% @ 180 A	105 A	17%	64 V	7 kW	10 kVA
GYSTEC E180 PFC	1	230V	16	15 → 180	15 → 180	1.6 → 4.0	62	50	47	40	20	—	—	—	—	—	—	—	—	—	—	—	—	40% @ 180 A	110 A	20%	64 V	7 kW	10 kVA



MMA INVERTER 200 A



MMA/ SMAW


INVERTER
1~ & 3~ • 200, 400 A

PROGYS 8



ACCESSORIES & CONSUMABLES 14

230 V


PROGYS 200 CEL 

200 A $\varnothing 1.6+5\text{ mm}$

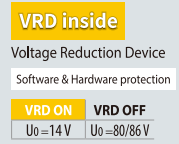
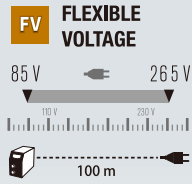

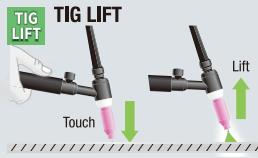
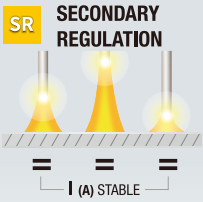
P400 SR VRD inside HS AF **CEL** cellulosic

Anti Sticking MMA PULSE Dynamic arc system

ALU aluminium TIG LIFT TIG PULSE



CE NORM. EN60974-1	MADE IN GYS CHINA	50/60 Hz	m	I ₂ MMA A	I ₂ MMA A
PROGYS 200 CEL		230 V 1~	2	16	20 → 200
PROGYS 200 FV		230 V 1~	2	16	10 → 200
		110 V 1~		32	10 → 120
PROGYS 220 FV CEL		230 V 1~	2	16	10 → 220
		110 V 1~		32	10 → 120



110 · 230 V FV

PROGYS 200 FV

200 A ⚡ Ø 1.6÷5 mm

P400 PFC FV SR VRD inside HS AF

Dynamic arc system MMA PULSE Anti Sticking

TIG LIFT AD

3 m, 16 mm² + 3 m, 16 mm²

083615

PROGYS 220 FV CEL

220 A ⚡ Ø 1.6÷5 mm

P400 PFC FV SR VRD inside HS AF

CEL cellulosic Dynamic arc system

MMA PULSE Anti Sticking ALU aluminium

TIG LIFT TIG PULSE AD IP 23

3 m, 25 mm² + 3 m, 25 mm²

082755

INTEGRATED TECHNOLOGY														X% GYS (20°C)	EN60974-1 (40°C)		⚡	⚡	📦/👤			
P400	PFC	FV	SR	VRD	HS	AF	Anti sticking	CEL	ALU	Dynamic arc	MMA pulse	TIG Lift	TIG pulse	AD	IP23	for normal use	I (60%)	X% (I _{2max})	100%	U ₀	Protected & compatible power generator (+/-15%)	L × W × H cm / kg
■	—	—	—	■	■	■	■	■	■	■	■	■	■	—	—	25% @ 200A	100 A	10%	90 A	81 V	10 kW / 12.5 kVA	37 x 25 x 31 / 10.2
■	■	■	■	■	■	■	■	—	—	■	■	■	■	■	—	30% @ 200 A 20% @ 120 A	110 A 60 A	15% 10%	80 A 50 A	64 V	10 kW / 12.5 kVA	40 x 25 x 31 / 11.7
■	■	■	■	■	■	■	■	■	■	■	■	■	■	■	■	40% @ 220 A 60% @ 120 A	130 A 90 A	20% 30%	100 A 70 A	86 V 80 V	10 kW / 12.5 kVA	46 x 28 x 36 / 14.3



PROGYS

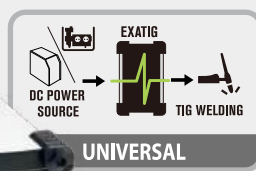
MMA INVERTER 250 ▶ 400 A

OPTIONS

TIG torch kit
SR17 V (valve)
4 m, 35/50 mm²,
Ø13
087590



TIG HF
EXATIG



UNIVERSAL

EXATIG
013780



3 m
400 V

Compatible

TIG HF
EXATIG

35/50 mm²
Ø 13 mm



3 m
400 V

Compatible

TIG HF
EXATIG

35/50 mm²
Ø 13 mm


400 V • 3 ~

PROGYS 250 TRI

250 A

Ø 1.6+5 mm

VRD inside HS AF Anti Sticking CEL cellulotic TIG LIFT IP 23



3 m, 25 mm²

3 m, 25 mm²

083561

PROGYS 300 TRI

300 A

Ø 1.6+6.3 mm



VRD inside SR HS AF Anti Sticking CEL cellulotic Dynamic arc system >100V

TIG LIFT IP 23 GOUGING ALU aluminium

no accessories:

082762

CE NORM MADE IN GYS CHINA EN60974-1	~	50/60 Hz	m	I ₂ MMA A	INTEGRATED TECHNOLOGY								X% GYS (20°C) for normal use	EN60974-1 (40°C)		U _o	Protected & compatible power generator (+/-15%)	L x W x H cm / kg					
					SR	VRD	HS	AF	Anti sticking	CEL	ALU	Dynamic arc		TIG Lift	IP23				I (60%)	X% (I2 max)	100%		
PROGYS 250 TRI	3	400 V	3	16	20+250	■	■	■	■	■	■	■	■	■	■	30% @ 250 A	177 A	30%	137 A	83 V	10 kW	12.5 kVA	46 x 33 x 40 / 19
PROGYS 300 TRI	3	400 V	3	16	20+300	■	■	■	■	■	■	■	■	■	■	60% @ 300 A	300 A	60%	230 A	83 V	10 kW	12.5 kVA	57 x 30 x 49 / 27.2

VRD inside

Voltage Reduction Device

Software & Hardware protection

VRD ON	VRD OFF
--------	---------

	U ₀ =	
300 TRI	20 V	83 V
400 TRI	20 V	84 V



Compatible



4 in 1


MMA

TIG DC LIFT
Torches/consumables p. 33

GOUGING
Accessories p. 15

TIG HF • Exatig

 4 m
400V

 70/95 mm²
Ø 13 mm

400 V • 3 ~
PROGYS 400 TRI
400 A ⚡ Ø 1,6+6,3 mm


VRD inside	SR	HS	AF	Anti Sticking	CEL cellulotic
------------	----	----	----	---------------	----------------

Dynamic arc system >100V	TIG LIFT	GOUGING	IP 23
--------------------------	----------	---------	-------

ALU aluminium

 no accessories :
082779
OPTIONS
MMA KIT 7
500 A
047419

 for :
✓ PROGYS 400

L m	model	L m	model	mm ²	mm ²
5	SHARK X500.95	4	TYREX 600.95	50	35/50

CE NORM. EN60974-1	MADE IN GYS CHINA	~	50/60 Hz	4	A	I ₂ MMA	INTEGRATED TECHNOLOGY										X% GYS (20°C)	EN60974-1 (40°C)		Protected & compatible power generator (+/-15%)	L x W x H cm / kg			
							SR	VRD	HS	AF	Anti sticking	CEL	ALU	Dynamic arc	TIG Lift	IP23		I (60%)	X% (I2 max)			100%	U ₀	
PROGYS 400 TRI		3	400 V	4	32	20+400	■	■	■	■	■	■	■	■	■	■	60% @ 400 A	400 A	60%	350 A	84 V	30 kW	36 kVA	60 x 33 x 54 / 40



PROTIG

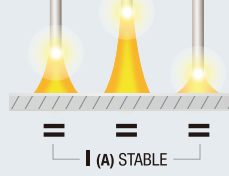
TIG DC

P400 PROTEC 400



Tested on 400 V in production

SR SECONDARY REGULATION



AID ADJUST IDEAL POSITION



OPTIONS

DB

Double button

GRIP CONFORT

360°

EN 60974-7	SR 26	
	GRIP	DB
X% DC	180 A (35%)	
X% AC	130 A (35%)	
Ø 35/50 AMPHENOL	4 m	072220

IP 23

INDOOR /OUTDOOR



2 m
230 V 1~

35/50 mm²
Ø 13 mm



3 m
400 V 3~

35/50 mm²
Ø 13 mm

DC

PROTIG 200 DC

200 A

230 V • 1~

P400 SR AID TIG PULSE IP 21

L/DB MMA PULSE



2m, 25mm²

2m, 25mm²

SR26DB, 4m

062009

PROTIG 250 DC TRI

250 A

400 V • 3~

SR AID TIG PULSE IP 23

L/DB MMA PULSE



4m, 25mm²

SR26DB, 4m

082649

no accessories

082632

 MADE IN GYS CHINA EN60974-1	 50 / 60 Hz	 A	 A	 A	INTEGRATED TECHNOLOGY										TIG		MMA		 Protected & compatible power generator (+/-15%)	 L x W x H cm / kg			
					P400	PFC	FV	SR	VRD	AID	TIG PULSE	MMA PULSE	CEL	IP	EN60974-1 (40°C)		EN60974-1 (40°C)						
															IA (60%)	X% (I2 max)	100%	IA (60%)			X% (I2 max)	Uo	Power
PROTIG 200 DC	230 V 1~	16	5 → 200	10 → 160	■	—	—	■	—	■	0.1 → 900 Hz	1 → 20 Hz	—	21	115 A	20%	90 A	90 A	20 %	65 V	7.5 kW	10 kW	46 × 31 × 37 / 16
PROTIG 250 DC TRI	400 V 3~	16	5 → 250	10 → 220	—	—	■	—	■	0.1 → 900 Hz	1 → 20 Hz	—	23	190 A	35 %	147 A	168 A	35 %	58 V	10 kW	12.5 kVA	46 × 33 × 40 / 19.5	



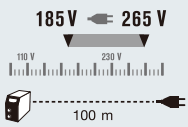
TIG AC/DC



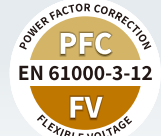
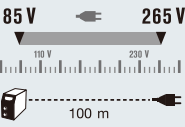
VRD inside Voltage Reduction Device

Software & Hardware protection		
	U _o (EN60974-1)	U (Voltmeter)
VRD ON	26 V	29 V
VRD OFF	70 V	57 V
ON → OFF sensibility	< 200 Ω	
OFF → ON delay	< 0.3 s	

PFC POWER FACTOR CORRECTION



FV FLEXIBLE VOLTAGE



AC / DC

PROTIG 200 AC/DC

200 A 230 V • 1 ~

P400 SR VRD inside TIG PULSE IP 21

L/DB AD MMA PULSE

2m, 25mm² 2m, 25mm² SR26DB, 4m

068742

PROTIG 230 AC/DC FV

230 A 110 → 230 V • 1 ~

P400 SR VRD inside TIG PULSE AID

L/DB/P AD MMA PULSE

PFC FV

2m, 25mm² 2m, 25mm² SR26DB, 4m

083967

CE NORM. EN60974-1	50 / 60 Hz	+AM+	I ₂ TIG		INTEGRATED TECHNOLOGY							TIG				Freq. AC	U _o	Protected & compatible power generator (+/-15%)	L × W × H cm / kg	
			A		P400	PFC	FV	SR	VRD	AID	TIG PULSE	EN60974-1 (40°C)		Hz						
			AC	DC								I (60%)	X% (I2 max)							
PROTIG 200 AC/DC	230 V • 1 ~	16	10 → 200	10 → 160	■	—	—	■	■	■	0.1 → 900Hz (DC) 0.1 → 20 Hz (AC)	AC 115 A	DC 90 A	AC 20%	DC 20%	20 → 200	64 V	7.5 kW	10 kW	47 × 34 × 39 / 18.8
	110 V • 1 ~ 230 V • 1 ~	32 16	10 → 160 10 → 230	10 → 140 10 → 180	■	■	■	■	■	■	0.1 → 900Hz (DC) 0.1 → 10 Hz (AC)	AC 120 A AC 120 A	DC 120 A DC 140 A	AC 20% AC 20%	DC 20% DC 20%	20 → 200	72 V 83 V	8.5 kW 12.5 kW	47 × 34 × 39 / 19.5	



SMARTMIG

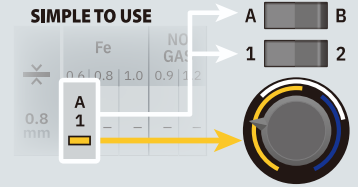
MIG/MAG TRADITIONAL 110 ▶ 180 A



2 in 1

Welding guide >	Fe	NO GAS			Alu (AG5)
		0.6	0.8	1.0	
0.8 mm	A 1	-	-	-	-
1.0 mm	A 1	A 1	-	-	-
2.0 mm	A 2	A 2	A 2	A 2	-
3.0 mm	B 1	B 1	B 1	B 1	B 1
4.0+ mm	B 2	B 2	B 2	B 2	B 2

PATENTS REGISTERED NUMBERS 002279893
EUROPEAN TRADEMARK & DESIGN




230 V • 1~

SMARTMIG 110

110 A



NO GAS



SMARTMIG 142

140 A



GAS NO GAS




SMARTMIG 162

160 A



GAS NO GAS

160 A on 13A fuse




SMARTMIG 182

180 A



GAS NO GAS



 EN60974-1	 50 / 60 Hz	 A	 EOR	 min → max A	 Reg	EN60974-1 (40°C)		 Uo (V)	 Electronic Control	 100 mm 1 kg	 200 mm 5 kg	 300 mm 15 kg	 Ø mm		 0.9	 TYPE	 cm / kg	 Protected & compatible power generator (+/-15%)	
						IA (60%)	X% (I2 max)						GAS	NO GAS					
SMARTMIG 110	230V 1~	13	—	40 → 110	2	—	85A @ 6%	25.5 → 30		■	—	—	0.6 → 0.9	0.9	D-044081	0.9	40 × 19 × 39 / 13.6	3 kW	
SMARTMIG 142	230V 1~	13	—	40 → 140	4	60	90A @ 20%	28 → 39		■	■	—	0.6 → 0.8	0.6 → 0.9	0.6 / 0.8	A-042339	0.8	50 × 25 × 44 / 22.5	3.5 kW
SMARTMIG 162	230V 1~	16	■	30 → 160	4	70	115A @ 20%	25.5 → 40		■	■	—	0.6 → 1.0	0.9 → 1.2	0.6 / 0.8	A-042339	0.8	56 × 26 × 46 / 28.1	5 kW
SMARTMIG 182	230V 1~	16	■	35 → 180	4	80	140A @ 15%	28 → 45		■	■	■	0.6 → 1.0	0.9 → 1.2	0.6 / 0.8	A-042339	0.8	78 × 30 × 67 / 52	6 kW




EASYMIG

MIG/MAG INVERTER 85 ▶ 160 A

3 in 1

GAS
NO GAS
MMA

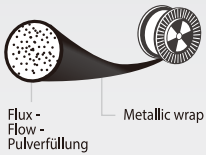
INCLUDED




Youtube

NO GAS

Flux cored wire



- ✓ Consumables durability
- ✓ Extended torch lifetime
- ✓ Cost reduction



EASYMIG 85

85 A  $\varnothing 100$ 

NO GAS

EASYMIG 130

120 A  $\varnothing 100$ 

GAS NO GAS MMA

OPTIONS

No Gas Welding Kit $\varnothing 0.9$

041240

150 A

type A

Included



Isolated Nozzle (x1)

+

M6 - $\varnothing 0.9/1.0$ (x3)

+



Special no gas - Type A $\varnothing 0.9-1.0/1.2$ (x1)



+ 1kg flux-cored



2.1 m, 10 mm²

1.6 m, 10 mm²

065536




2 m



1.6 m, 16 mm² 1.6 m, 10 mm²

032231

Steel cored wire no gas



100 mm	$\varnothing 0.9$	086104
0.9 kg		
200 mm	$\varnothing 0.9$	086265
4.5 kg		

	MADE IN GYS CHINA		I ₂ MMA	I ₂ MIG	MIG		MMA	
					EN60974-1 (40°C)		EN60974-1 (40°C)	
					IA (60%)	X% (I ₂ max)	IA (60%)	X% (I ₂ max)
EASYMIG 85	230V 1~	16	—	30 → 85	50	85 A @ 20%	—	—
EASYMIG 130	230V 1~	16	—	20 → 100	70	120 A @ 20%	60	100 A @ 20%
EASYMIG 140	230V 1~	16	■	20 → 120	80	140 A @ 15%	70	120 A @ 15%
EASYMIG 150	230V 1~	16	■	20 → 120	80	140 A @ 15%	70	120 A @ 15%
EASYMIG 160	230V 1~	16	■	20 → 140	95	160 A @ 20%	90	140 A @ 20%



EASYMIG 140

140 A $\varnothing 100$

GAS NO GAS MMA



2 m 1.6 m, 16 mm² 1.6 m, 10 mm²
032262

EASYMIG 150

140 A $\varnothing 100/200$

GAS NO GAS MMA



2 m 1.6 m, 16 mm² 1.6 m, 10 mm²
032248

EASYMIG 160

160 A $\varnothing 100/200$

GAS NO GAS MMA



2 m 1.6 m, 16 mm² 1.6 m, 16 mm²
032255

										TYPE			
U ₀ (V)	Electronic Control	100 mm 1 kg	200 mm 5 kg	300 mm 15 kg	MIG/MAG (Gas)	Flux Cored Wire (Gas / No Gas)	MMA				L × W × H cm / kg	L × W × H cm / kg	
30		■	—	—	—	0.6 → 0.9	—	0.6 / (no gas) / 0.9 (no gas)	D-068926	0.6	39 × 24 × 29 / 7.9	29 × 14 × 20 / 5.6	
62		■	—	—	0.6 → 0.8	0.6 → 0.9	1.6 → 3.2	0.8 (gas) / 0.9 (no gas)	D-039476	0.8/0.9	43 × 18 × 42 / 10.5	34 × 16 × 31 / 7.2	
62		■	—	—	0.6 → 0.8	0.6 → 0.9	1.6 → 3.2	0.8 (gas) / 0.9 (no gas)	D-039476	0.8/0.9	43 × 19 × 42 / 11.3	34 × 16 × 31 / 8	
62		■	■	—	0.6 → 0.8	0.6 → 0.9	1.6 → 3.2	0.8 (gas) / 0.9 (no gas)	A-046856	0.8/0.9	52 × 25 × 36 / 13	41 × 21 × 30 / 9.8	
59		■	■	—	0.6 → 0.8	0.6 → 0.9	1.6 → 3.2	0.8 (gas) / 0.9 (no gas)	A-046856	0.8/0.9	50 × 24 × 36 / 14.3	43 × 21 × 31 / 10.3	



MULTIWELD

MIG/MAG INVERTER 180 ▶ 320 A

3 in 1

- GAS
- NO GAS
- MMA
- Anti Sticking

**INDOOR /
OUTDOOR**
IP 23

- ✓ 220M-C
- ✓ 320T-C

Ø 200/300




230 V • 1 ~

110 · 230 V • 1 ~

MULTIWELD 180M-C

180 A 230 V • 1 ~

- P400
- GAS
- NO GAS
- MMA
- Anti Sticking




078727

MULTIWELD FV 220M-C

220 A 110 → 230 V • 1 ~

- P400
- PFC
- FV
- GAS
- NO GAS
- MMA
- Anti Sticking



065499


OPTIONS

NO GAS WELDING KIT Ø 0.9 - Kit soudage no gaz Ø 0.9 - Schweißset Fülldraht

NO GAS

250 A type A 072336

- ✓ Multiweld FV 220M-C
- ✓ Multiweld 250T-C



250 A type B 072343

- ✓ Multiweld 320T-C



CO2 Gas heater and regulator

MULTIWELD only
AC36V/150W

RH-258,
G5/8 CN
063341

GH-258,
G3/4 Russia
063358

36V plug inside



*Only available from GYS China




Diablo
JOBSITE XL
039568



EASY TO USE

MULTIWELD 180M-C



EASY TO USE

MULTIWELD FV 220M-C • 250T-C • 320T-C



400 V • 3 ~

MULTIWELD 250T-C

250 A 400 V • 3 ~

P400 GAS NO GAS MMA Anti Sticking

3 m 4 m, 25mm²

078659

MULTIWELD 320T-C

320 A 400 V • 3 ~

P400 GAS NO GAS MMA Anti Sticking IP 23

4 m 4 m, 35mm²

079274

CE NORM EN60974-1	MADE IN GYS CHINA	Cable		I ₂ MMA	I ₂ MIG	EN60974-1 (40°C)				U _o (V)	Electronic Control	200 mm 5 kg	300 mm 15 kg	Wire		MMA	Original equipment	Protected & compatible power generator (+/-15%)	L x W x H cm / kg			
		mm ²	m			MIG		MMA						MIG/MAG (Gas)	Flux Cored Wire (Gas / No Gas)					TYPE		
		IA (60%)	X% (I ₂ max)			IA (60%)	X% (I ₂ max)															
MULTIWELD 180M-C	230V 1~	3x1.5	2	16	20 → 150	30 → 180	110	180 A @ 20%	100	150 A @ 20%	59	☉	■	■	0.6 → 0.8	0.6 → 0.9	1.6 → 3.2	0.8/0.9	A 046856	0.8	7.5 kW	58 × 30 × 49 / 21.1
MULTIWELD FV 220M-C	110V 1~	3x2.5	2	32	30 → 200	30 → 220	160	220 A @ 20%	140	200 A @ 20%	75	☉	■	■	0.6 → 1.2	0.9 → 1.2	1.6 → 5	0.8/1.0	A 041189	0.8	8 kW	71 × 34 × 55 / 32
230V 1~	16																					
MULTIWELD 250T-C	400V 3~	4x1.5	3	16	40 → 220	40 → 250	170	250 A @ 20%	150	220 A @ 20%	59	☉	■	■	0.6 → 1.2	0.9 → 1.2	1.6 → 5	0.8/1.0	A 041189	—	9 kW	70 × 34 × 54 / 37.7
MULTIWELD 320T-C	400V 3~	4x2.5	3	16	40 → 300	40 → 320	200	320 A @ 20%	180	300 A @ 20%	64	☉	■	■	0.6 → 1.2	0.9 → 1.2	1.6 → 6	1.0/1.2	B 046849	—	13 kW	76 × 36 × 54 / 46.2

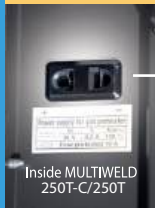


MULTIWELD

MIG/MAG INVERTER 200 ▶ 500 A

OPTIONS

36V plug inside



Inside MULTIWELD 250T-C/250T
*Only available from GYS China

CO2 Gas heater and regulator

MULTIWELD only AC36V/150W

RH-258, G5/8 CN 063341

GH-258, G3/4 Russia 063358



MULTIWELD



230 V • 1 ~

400 V • 3 ~

MULTIWELD 160M

MULTIWELD 250T

MULTIWELD 400T

200 A		230V • 1 ~		
P400	GAS	NO GAS	MMA	Anti Sticking
3 m	2 m, 16mm ²	2 m, 16mm ²		
902145	(Chinese plug)			

250 A		400V • 3 ~		
P400	GAS	NO GAS	MMA	Anti Sticking
4 m	4 m, 25mm ²			
078635				

400 A		400V • 3 ~		
P400	GAS	NO GAS	MMA	Anti Sticking
4 m	4 m, 25mm ²			
081031				

MULTIWELD 200M

200 A		230V • 1 ~		
P400	GAS	NO GAS	MMA	Anti Sticking
3 m	2 m, 16mm ²	2 m, 16mm ²		
066595				

4 m	4 m, 25mm ²
902152	4m (No plug)

MULTIWELD 320T

320 A		400V • 3 ~		
P400	GAS	NO GAS	MMA	Anti Sticking
4 m	4 m, 25mm ²			
079250				
4 m	4 m, 25mm ²			
902169	4m (No plug)			


MULTIWELD FV 220M

220 A		110 → 230V • 1 ~				
P400	PFC	FV	GAS	NO GAS	MMA	Anti Sticking
IP 23						
3 m	2.5 m, 25mm ²	2 m, 25mm ²				
065482						

	MADE IN GYS CHINA	50/60 Hz		
			mm ²	m
MULTIWELD 160M		230V 1~	3x1.5	2
MULTIWELD 200M		230V 1~	3x2.5	2
MULTIWELD FV 220M		110V 1~ 230V 1~	3x2.5	2
MULTIWELD 250T		400V 3~	4x1.5	3
MULTIWELD 320T		400V 3~	4x2.5	3
MULTIWELD 400T		400V 3~	4x4	5
MULTIWELD 400T G		400V 3~	4x4	5
MULTIWELD 400T GW		400V 3~	4x4	5
WF 20				



NEW



WF 20

50 W

Ø1.0/1.2 (original equipment)
083981



WF 21

50 W

Ø1.0/1.2 (original equipment)
092648

Connection cable
- Faisceaux de liaison
- Zwischenschlauchpakete



✓ Multiweld 400T G
AIR COOLED
5 m 70 mm² 083998
10 m 70 mm² 084001

✓ Multiweld 400T GW
LIQUID COOLED
5 m 70 mm² 092921
10 m 70 mm² 091641

400 V • 3 ~

MULTIWELD 400T G

400 A

P400 GAS NO GAS MMA
Anti Sticking TIG AIR

no accessories :
083974



MULTIWELD 400T GW

400 A

P400 GAS NO GAS MMA
Anti Sticking TIG AIR

no accessories :
091634



-AM-	I ₂ MMA		I ₂ MIG		EN60974-1 (40°C)				U ₀ (V)	Electronic Control	200 mm 5 kg		300 mm 15 kg		MIG/MAG (Gas)		Flux Cored Wire (Gas / No Gas)		MMA	Original equipment Equipement d'origine Originalausstattung Equipamiento de fabrica	Protected & compatible power generator (+/-15%)	L x W x H cm / kg
	A	A	A	A	IA (60%)	X% (I2 max)	IA (60%)	X% (I2 max)			MIG	MMA	Ø mm	Ø mm	TYPE							
16	20 → 140	30 → 160	95	160 A @ 20%	90	140 A @ 20%	59	3	■	■	0.6 → 0.8	0.9	1.6 → 3.2	0.8 (gas) 0.9 (no gas)	A-046856	0.8	5 kW	79 × 77 × 47 / 30				
16	30 → 180	30 → 200	115	200 A @ 15%	104	200 A @ 15%	65	3	■	■	0.6 → 1.0	0.9 → 1.0	1.6 → 4	0.8/1.0	A-041189	0.8	7.5 kW	78 × 37 × 68 / 42.2				
32	30 → 140	30 → 140	110	140 A @ 30%	100	120 A @ 30%	67	3	■	■	0.6 → 1.2	0.9 → 1.2	1.6 → 5	0.8/1.0	A-041189	0.8	8 kW	79 × 37 × 67 / 42				
16	30 → 200	30 → 220	160	220 A @ 30%	140	220 A @ 20%	75	3	■	■	0.6 → 1.2	0.9 → 1.2	1.6 → 5	0.8/1.0	A-041189	—	9 kW	78 × 37 × 68 / 48.1				
16	40 → 250	40 → 250	200	250 A @ 30%	200	250 A @ 30%	59	3	■	■	0.6 → 1.2	0.9 → 1.2	1.6 → 5	0.8/1.0	A-041189	—	13 kW	79 × 37 × 67 / 54.2				
16	40 → 300	40 → 320	240	320 A @ 30%	220	300 A @ 30%	64	3	■	■	0.6 → 1.2	0.9 → 1.2	1.6 → 6	1.0/1.2	B-046849	—	20 kW	081031-96 × 40 × 81 / 74				
32	40 → 400	40 → 400	300	400A @ 35%	300	400 A @ 35%	70	3	■	■	0.6 → 1.2	0.9 → 1.6	1.6 → 6	1.0/1.2	B-046849	—	20 kW	90 × 55 × 84 / 55				
32	40 → 400	20 → 400	300	400A @ 35%	320	400 A @ 35%	78	—	—	—	—	—	1.6 → 6	—	—	—	20 kW	69 × 34 × 55 / 17				
32	40 → 400	20 → 400	300	400A @ 35%	320	400 A @ 35%	78	—	—	—	—	—	1.6 → 6	—	—	—	20 kW	69 × 34 × 55 / 17				
	—	—	500	60%	—	—	3	3	■	■	0.8 → 1.2	0.9 → 1.6	—	1.0 / 1.2	B-046849	—	—	69 × 34 × 55 / 17				



MULTIPEARL

MIG/MAG

INVERTER • SYNERGIC

200 A

4 in 1	GAS	NO GAS
	MMA	TIG



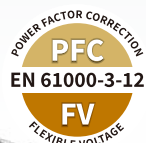
1 MIG / MANUAL

Enter your parameters

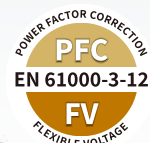


Adjust Spot & Delay

NEW




NEW



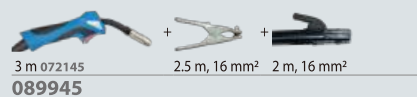
E.MULTIWELD 220-2

200 A	⊕ ⊖ ↕ ∅ 100/200	⚡				
P400	PFC	FV	SR	HS	AF	Anti Sticking
GAS	NO GAS	MMA	TIG			



E.MULTIWELD 220-4 XL

200 A	⊕ ⊖ ↕ ∅ 200/300	⚡				
P400	PFC	FV	SR	HS	AF	Anti Sticking
GAS	NO GAS	MMA	TIG			



OPTIONS

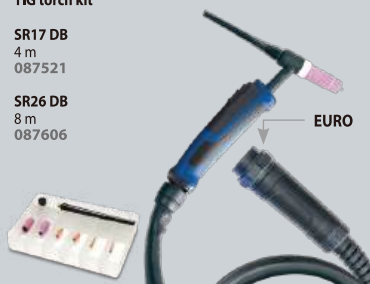
TIG torch kit SR17V (valve)
4 m
10/25 mm²
087583



TIG torch kit

SR17 DB
4 m
087521

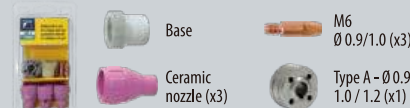
SR26 DB
8 m
087606



NO GAS WELDING KIT Ø 0.9 - Kit soudage no gaz Ø 0.9 - Schweißset Fülldraht

NO GAS

250 A type A 072336 ✓ Multipearl 210-2



250 A type A ✓ Multipearl 210-4 XL ✓ Multipearl 211-4

072336 + 042346 Type A - Ø 0.9 1.0 / 1.2 (x1)

DESIGN IN FRANCE
MADE IN GYS CHINA

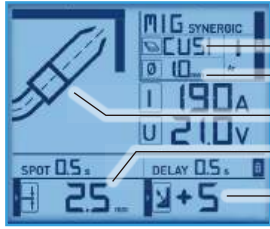


50 / 60 Hz

E.MULTIWELD 220-2	110V 1~ 230V 1~
E.MULTIWELD 220-4 XL	110V 1~ 230V 1~
E.MULTIWELD 221-4	110V 1~ 230V 1~

2 MIG / SYNERGIC

Easy to use



Select :

- 1. material
 - 2. Ø wire
 - 3. position
 - 4. thickness : 0.5 → 6 mm
- Adjust arc length

Fe	CrNi
AlMg5	CuSi3
AlSi5	AlSi12
CuAl8	F. C.

3 MMA



HotStart
ArcForce
Electrodes : Ø 1.6 → 5 mm

4 TIG lift



Post Gas
Downslope
Thickness : 0.5 → 8 mm

NEW



POWER FACTOR CORRECTION
PFC
EN 61000-3-12
FV
FLEXIBLE VOLTAGE

2 m
230V 1~
Max 4 m³
(20L)



STORAGE

E.MULTIWELD 221-4

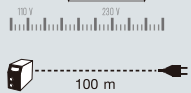
200 A Ø 200/300

P400 PFC FV SR HS AF Anti Sticking
GAS NO GAS MMA TIG

3 m 072145
 2.5 m, 16 mm²
 2 m, 16 mm²
089952

PFC POWER FACTOR CORRECTION

185 V ← 265 V

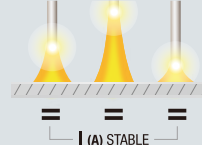


FV FLEXIBLE VOLTAGE

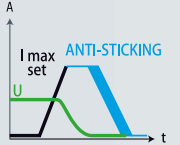
85 V ← 265 V



SR SECONDARY REGULATION



Anti Sticking



-FAM-	I ₂ MMA	I ₂ TIG	min → max	EN60974-1 (40°C)		U ₀ (V)	Electronic Control	MIG			Ø mm	Original equipment d'origine / Originalausstattung / Equipamiento de fabrica	Protected & compatible power generator (+/-5%)	L x W x H cm / kg	L x W x H cm / kg					
				IA (60%)	X% (I ₂ max)			m/min	100 mm 1 kg	200 mm 5 kg						300 mm 15 kg				
32	10 → 130	10 → 160	20 → 150	100	150 A @ 22%	76		15	■	■	—	0.6 → 1.0	0.9 → 1.0	1.6 → 3.2 1.6 → 5.0	0.8/1.0	A 041189	0.8/1.0	7.5 kW	51 × 32 × 49 / 20.2	43 × 24 × 31 / 14.8
16	10 → 200	10 → 200	20 → 200	130	200 A @ 20%	75		15	—	■	■	0.6 → 1.0	0.9 → 1.0	1.6 → 3.2 1.6 → 5.0	0.8/1.0	B 042360	0.8/1.0	7.5 kW	62 × 33 × 57 / 26.9	50 × 27 × 42 / 20.8
32	10 → 130	10 → 160	20 → 150	100	150 A @ 22%	76		15	—	■	■	0.6 → 1.0	0.9 → 1.0	1.6 → 3.2 1.6 → 5.0	0.8/1.0	B 042360	0.8/1.0	7.5 kW	79 × 30 × 67 / 38	72 × 27 × 64 / 26.5
16	10 → 200	10 → 200	20 → 200	130	200 A @ 20%	75		15	—	■	■	0.6 → 1.0	0.9 → 1.0	1.6 → 3.2 1.6 → 5.0	0.8/1.0	B 042360	0.8/1.0	7.5 kW	79 × 30 × 67 / 38	72 × 27 × 64 / 26.5



CUTTER


PLASMA

25 ▶ 40 A

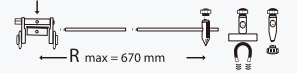
OPTION COMPASS



Ø max	Trolley included	Torches compatibility		Ref
		TPT 25	TPT 40	
1540 mm	040199	■	■	040205

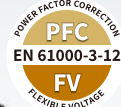
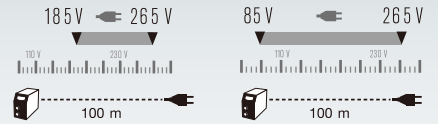


Included:



PFC POWER FACTOR CORRECTION

FV FLEXIBLE VOLTAGE



NEW
09/2026




EASYCUT 25

230 V • 1 ~

25 A

Fe 8 mm
Al/CrNi 6 mm



TPT 25, 4 m 068087 2 m, 10 mm²

065543


072046

EASYCUT 40

230 V • 1 ~

40 A

Fe 18 mm
Al/CrNi 15 mm



TPT 40, 4 m 901544 2 m, 10 mm²

029743

TPT 40, 4 m 901544 2 m, 10 mm²
902176 3m (Chinese plug)


EASYCUT 40FV

110 → 230 V • 1 ~

40 A

Fe 18 mm
Al/CrNi 15 mm

P400 **PFC** **FV**



TPT 40, 4 m 901544 2 m, 10 mm²

092129

OPTIONS







Torches

		I (60%)	I (100%)	L	Consumables
TPT 25	902299	25 A (30%)	15 A	4 m	Included
TPT 40	901544	40 A	32 A	4 m	

Consumables

	 x2	 x10	 x10	 x4	
TPT 25	x1 040175	x3 040168	x3 040212	x1 040236	Box TPT 25 070721
TPT 40					Box TPT 40 039957

	CE NORM. EN60974-1	MADE IN GYS CHINA			I ₂	mm				INTEGRATED TECHNOLOGY					AIR SYSTEM			EN 60974-1 (40°C)					Protected & compatible power generator (+/-15%)			
						Coupe max Severance cut		Coupe propre Clean cut		P400	PFC	FV	AD	IP21S	COMPRESSOR	min	ideal	max	I 60%	X% I2 max				100%	cm	kg
						Fe	Al/CrNi	Fe	Al/CrNi																	
EASYCUT 25	230V 1~	16	10 → 25	8	6	6	4	—	—	—	—	—	2.5 bar	4.5 bar	6.5 bar	15 A	30%	10A	10/25 mm ² Ø 9 mm	15 x 42 x 30	7.5	—				
EASYCUT 40	230V 1~	16	10 → 40	20	15	15	10	—	—	—	—	—	2.5 bar	4.5 bar	6.5 bar	10 A	20%	—	10/25 mm ² Ø 9 mm	15 x 42 x 30	8.3	—				



WELDING ACCESSORIES

ELECTRODES CANISTER

45 cm
Capacity: 7 kg
-105°C
☞ 50 x 12 x 11 cm / 430 g
060258

DRY 5.150

Capacity :
5 kg - 150°C
☞ 18 x 21 x 63 cm / 3.2 kg
060685

DRY 10.350R

Capacity
10 kg - 50>400°C
☞ 25 x 24 x 68 cm / 5.5 kg
060708



ELECTRODE HOLDERS

SHARK



for:
PROGYS 200 CEL
PROGYS 200 FV CEL

SHARK X200.35

A	200 A
max	35 mm²
A (X%)	200A (35%) 150A (60%)
min/max	1.6 > 4 mm
x1 (vrac)	043503
*x1 (blister)	043602
	x 50 043558



for:
PROGYS 250 TRI
PROGYS 300 TRI

SHARK X300.50

A	300 A
max	50 mm²
A (X%)	300A (35%) 250A (60%)
min/max	1.6 > 5 mm
x1 (vrac)	043510
*x1 (blister)	043701
	x 25 043565



for:
PROGYS 400 TRI

SHARK X500.95

A	500 A
max	95 mm²
A (X%)	500A (35%) 400A (60%)
min/max	2 > 8 mm
x1 (vrac)	043718C

ELECTRODE HOLDER KITS



A		L (m)	mm ²	mm ²	Ø	x1	ref.
150 / 200	SHARK X200.35	4	16	10 / 25	9	x1	043848C
300	SHARK X300.50	4	35	35 / 50	13	x1	043862C
500	SHARK X500.95	4	50	35 / 50	13	x1	043879C

MMA KITS (ELECTRODE HOLDER + EARTH CLAMP + CABLE/CONNECTORS)

for GYSARC : ✓ 160 / 200
for GYSMI : ✓ 160 A / 200 A / E160
for GYTEC : ✓ 160 LA / 180 LA / 200 LA / E180 PFC



	A					mm ²	mm ²	Ø	Ref.
		L (m)	model	L (m)	model				
kit 1	150/200 A	1.6	SHARK X200.35	2	CROCO A200.35	16	10 / 25	9	x1 047372
kit 2	200 A	1.6	SHARK X200.35	2	CROCO A200.35	25	10 / 25	9	x1 047389
kit 3	200 A	3	SHARK X300.50	3	CROCO T400.70	25	10 / 25	9	x1 047396
kit 4	200 A	3	SHARK X300.50	3	CROCO T400.70	25	35 / 50	13	x1 047402
kit 7	500 A	3	SHARK X500.95	4	TYREX 600.95	50	35 / 50	13	x1 047419C



TIG TORCHES & CONSUMMABLES



EN 60974-7	SR 26 DB GRIP	
	X% DC	180 A (35%)
	X% AC	130 A (35%)
Ø 35/50 AMPHENOL	4 m	072220



Ceramic Gas nozzle

x3 N5 - Ø 8.0
045026C



Collet body Support collet

x3 Ø 1.6
044968C



Collet

x3 Ø 1.6
044982C



Back cap

x3 Ø 2.4
045019C

x1 Long
044951C

x1 Short
044944C

TIG TORCH 26 DB BOX
901773

x1 x1 x1 x1 x1 x1 x1 x1

EARTH CLAMPS

CROCO & TVREX

VRAC *



BLISTER **



CROCO A200.35

200 A

35 mm²

200A (35%)

150A (60%)

40 mm

043114

043107

043121

CROCO B300.70

300 A

70 mm²

300 A (35%)

250 A (60%)

70 mm

043138

043145

CROCO M600.95

600 A

95 mm²

600A (35%)

400A (60%)

70 mm

038301

CROCO T300.70

600 A

95 mm²

600A (35%)

500A (60%)

40 mm

043220C

- A
- max
- A (X%)
- 40 mm
- *x1 (vrac)
- **x1 (blister)
- (x25)


EARTH CLAMP KITS



	A		L (m)	(mm ²)	(mm ²)	Ø		Ref.
Cable H07 for Cutting & Welding	250 A	CROCO T300.70	4	25	35 / 50	13	x1	075214
	150 / 200 A	CROCO A200.35	2	16	10 / 25	9	x1	043770C
Cable H01 for Welding only	250 A	CROCO T300.70	3	25	10 / 25	9	x1	043787C
	250 A	CROCO T300.70	4	25	35 / 50	13	x1	043794C
	400 A	CROCO T400.70	4	50	35 / 50	13	x1	047853C

LOCK-GRIP PLIERS

16 pliers kit
050266



6 pliers kit
050112



CHIPPING HAMMERS



HAMMER 370 PRO
Premium
270 mm / 370 g (x1)
066663

HEAVY DUTY CASES

- Wheeled heavy-duty case XL
9.5 kg
64 x 52 x 31 cm / 10.6 kg
077461



for PROGYS :
✓ 200 CEL
✓ 220 FV CEL
✓ 250 TRI

for PROTIG :
✓ 200 DC
✓ 250 DC TRI
✓ 200 AC/DC
✓ 230 AC/DC

✓ EASYCUT 25
✓ EASYCUT 40



WELDING ACCESSORIES

PROTECTION KITS



070493
Starter welding kit

MULTI-USE LEATHER APRON



045217

FLAME WELDING



Shade/IR5
042858

PROTECTION GOGGLES



Shade/IR0
042810



Shade/IR0
042827



Shade/IR0
042865

WELDING GLOVES

TIG



PRO
Gants PRO TIG EXTRA - T10
045323

EN388
2011XX

EN 407
41313X
EN12477-B
EN 420

MMA - MIG/MAG



BASIC
Heavy Duty - T10
(MMA - MIG - Plasma)
045101

EN388
4244

EN 407
423X4X
EN12477
Class : A1



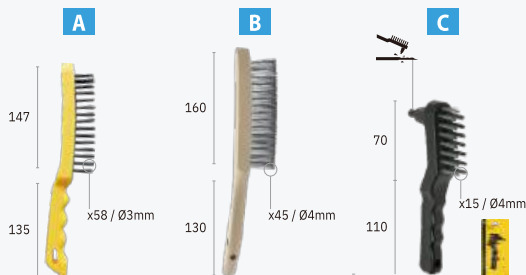
PRO
Reinforced welding gloves - T10
045873

WELDING SLEEVES



045231

WIRE BRUSHES



			Steel	Stainless
A		4	(x1) 044241 (x24) 044265	(x1) 044258 (x24) 044272
B		3	(x1) 044227	(x1) 044289
C		2	(x1) 044166	—

SPECIAL WELDING MAGNET



MAGNETIC P15.90 MAGNETIC P16.90 MAGNETIC P19.90 MAGNETIC P20.180 MAGNETIC D30.90 MAGNETIC D50.90 DUAL MAGNETIC D50.90 MAGNETIC D70.90M MAGNETIC D70.120M MAGNETIC D70.135M

U max	Classic				Switchable ON/OFF					
	15 kg	16 kg	19 kg	20 kg	30 kg	50 kg	50 kg	60 kg	60 kg	60 kg
	60/90°	45/90/135°	45/90/135°	articulated 0 > 180°	45/90/135°	90°	90°	90°	45/60/75/ 90/105/135°	45/75/ 90/105/135°
x	2	4	1	1	1	1	1	1	1	1
	100 x 73 x 12	45 x 32 x 28	156 x 102 x 20	204 x 86 x 28	111 x 95 x 25	148 x 148 x 38	71 x 60 x 48	48 x 32 x 70	111 x 55 x 80	99 x 55 x 80
Ref.	047044	044180	044203	044302	044197	047051	047075	047068	047082	047099

AUTOMATIC SHADE 5-13



FIREMAN 3/5-13 G
062269



PROMAX 3/5-13 G BLUEWATER
083158



PROMAX 3/5-13 G SILVER
045774



PROMAX 3/5-13 G VOLCANO
037205

◀ 100 × 50 mm □ → ■ 0.08 ms

ULTRA CLEAR 3 ((:)) × 4 ○ + ■ ⚙️ GRIND TRUECOLOR

◀ 100 × 50 mm □ → ■ 0.08 ms

ULTRA CLEAR 3 ((:)) × 4 ○ + ■ ⚙️ GRIND TRUECOLOR

OPTIONS

Carry bag for helmet welding
066656



Antiperspirant - headband
043466
for Simple, Multi, Multi Premium



Magnifying glass (x1)

zoom x2
042780

zoom x3
064140

AUTOMATIC SHADE 5-13 XL



ZEUS 4/5-13 G COSMIC
044104



ZEUS 4/5-13 G INDIAN
038332



ZEUS 4/5-13 G FIRE
044098



ERGOTECH + 3/5-13 G DREAM
068674



ERGOTECH + 3/5-13 G BLACK
068667



ERGOTECH + 5-9/9-13 G SILVER
068650

◀ 100 × 67 mm □ → ■ 0.08 ms


CLEAR 4 ((:)) × 4 ○ + ■ ⚙️ GRIND TRUECOLOR

◀ 100 × 67 mm □ → ■ 0.08 ms

1/1/1/1 ULTRA CLEAR 3 ((:)) × 4 ○ + ■ ⚙️ GRIND TRUECOLOR

OPTIONS

Lenses



				For
226 x 106 (x5)	045781	103.5 x 54.5 (x5)	077621	FIREMAN 3/5-13 G
226 x 106 (x5)	045781	103.5 x 54.5 (x5)	077621	PROMAX 3/5-13 G
114 x 133 (x10)	043893	103.7 x 69.5 (x5)	043695	ZEUS 4/5-13 G
114 x 133 (x10)	043893	103.7 x 69.5 (x5)	077102	ERGOTECH + 3/5-13 G

	☀️	TRUE COLOR	□ → ■	□ → ■ HF	■ → □ DELAY	⚙️)))	◀ ▶	⚙️	🔍	⚡	📦	L × W × H cm / g	👤
FIREMAN 3/5-13 G	3-5>9/9>13	■	0.08 ms	—	0.15 > 0.8 s	1/1/1/2	4	100x50 mm	■	—	☀️ + 2 ☷ (CR 2032)	Multi Premium Multi Premium	26 × 24 × 27 / 820	540
PROMAX 3/5-13 G	3-5>9/9>13	■	0.08 ms	—	0.15 > 0.8 s	1/1/1/2	4	100x50 mm	■	—	☀️ + 2 ☷ (CR 2032)	Multi Premium Multi Premium	26 × 24 × 27 / 840	540
ZEUS 4/5-13 G	4-5>9/9>13	■	0.08 ms	—	0.15 > 0.8 s	1/1/1/2	4	XL : 100x67 mm	■	✓	☀️ + 2 ☷ (CR 2450)	Multi	26 × 24 × 27 / 900	510
ERGOTECH + 3/5-13 G	3-5>9/9>13	■	0.08 ms	✓	0.15 > 0.8 s	1/1/1/1	4 HIGH SENSITIVITY	XL : 100x67 mm	■	✓	☀️ + 2 ☷ (CR 2032)	Multi Premium	26 × 24 × 27 / 1000	520

AUTOMATIC SHADE 5-13 XXL


OPTIONS	Lenses		For	
		114 x 133 (x10)	043893	104 x 96 (x5)
	390 x 150 (x3)	037311	114 x 85 (x5) + 36.6 x 84.5 x 69.5 (side screen x2)	037304



SPACEVIEW 3/5-13 G XXL ALIEN
068698

SPACEVIEW 3/5-13 G XXL AZUR
088696

◀ 100 × 93 mm	□ → ■ 0.08 ms
1/1/1/1	ULTRA CLEAR 3
	TRUECOLOR



AUTOMATIC PANORAMIC

APOLLO+ 3/5-13 G TRUECOLOR	Fixed SHADE 5	SHADE 3 : 5 / 13 Adjustable	Fixed SHADE 5
PANORAMIC 3XL TRUECOLOR	SHADE 3 > 10	SHADE 3 : 4 / 12 Adjustable	SHADE 3 > 10

5-13



4-12

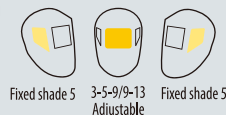
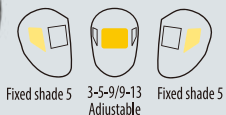


APOLLO+ 3/5-13 G
068681

PANORAMIC 3XL
037281

◀ 100 × 67 mm	□ → ■ 0.08 ms
PANORAMIC	1/1/1/1
ULTRA CLEAR 3	
	TRUECOLOR

◀ 114 × 85 mm	□ → ■ 0.04 ms
PANORAMIC	1/1/1/1
ULTRA CLEAR 3	
	TRUECOLOR



	TRUE COLOR	□ → ■	□ → ■ HF	■ → □ DELAY									L × W × H cm / g	g
SPACEVIEW 3/5-13 G XXL	3-5>9/9>13	0.08 ms	✓	0.15 > 0.8 s	1/1/1/1	4 HIGH SENSITIVITY	XXL : 100x93 mm	✓	☀ + 2 (CR 2032)	Multi Premium	26 × 24 × 27 / 1000	540		
APOLLO+ 3/5-13 G	3-5>9/9>13 + 2x:5	0.08 ms	✓	0.15 > 0.8 s	1/1/1/1	4 HIGH SENSITIVITY	XL : 100x67 mm + 2x 87x102 mm	✓	☀ + 2 (CR 2032)	Multi Premium	26 × 24 × 27 / 1000	550		
PANORAMIC 3XL	3-4>8/8>12 + 2x:3>10	0.04 ms	✓	0.15 > 0.8 s	1/1/1/1	4 HIGH SENSITIVITY	114x85 mm + 2x(68x80) mm	✓	☀ + 2 (CR 2450)	Multi Premium	23.6 × 24.6 × 34.8 / 1140	550		

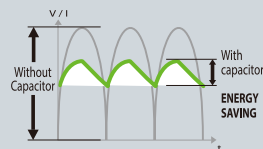


AUTOGYS

MIG/MAG TRADITIONAL SYNERGIC

Capacitor

> **PERFECT WELD**



CARMIG

15 200 A

400 V • 3 ~ 3m

with accessories
032132 

400 V • 3 ~ 3m (No plug) 

with accessories
902336 



MIG-MAG GMAW-FCAW

TRADITIONAL

CRMIG / GYS AUTO

31





INVERTER

CARMIG-E AUTO

32

ACCESSORIES & CONSUMABLES

26

MADE IN GYS CHINA 			 min → max
	50/60 Hz	A	A
CARMIG	400 V 3~	10	15 → 200
M1 GYS AUTO	230 V 1~	16	15 → 160
T1 GYS AUTO	400 V 3~	16	15 → 200
CARMIG-E AUTO	230 V 1~	16	20 → 200

SYNERGIC - EASY TO USE

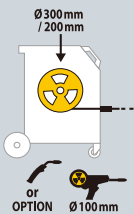
Auto adaptative wire speed



OPTIONS

**Option
Spool Gun Torch
041486**

Ø 100
Ideal for
· Steel / Acier / Stahl
· Stainless steel / Inox
· Alu



M1 GYS AUTO

15 160 A Capacitor

230 V · 1 ~

with accessories
032903



T1 GYS AUTO

15 200 A Capacitor

400 V · 3 ~

with accessories
032910



220 V · 3 ~

with accessories
901964



200 V · 3 ~

with accessories
900813



4 m³
(20L)



for
M1 GYS AUTO
T1 GYS AUTO

Steel
3m, 180A
063754



CARMIG E AUTO



**MIG/MAG
INVERTER**




CARMIG-E AUTO

20 200 A

230 · 1 ~



with accessories:
087675



NEW



OPTIONS

Alu TORCH

250 A
3m
air
063761



AUTO GYS

TRADITIONAL SYNERGIC

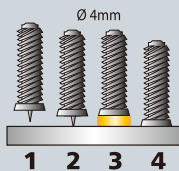
Reg	Ø mm			Electronic Control	EN60974-1 (40°C)		Ø mm		Original equipment / Equipement d'origine / Originalausstattung / Equipamiento de fabrica		LxWxH cm / kg	Protected & compatible power generator (+/-15%)
	100 (spoolgun)	200	300		IA (60%)	X% (Iz max)	Steel	Alu	Wire	Torch		
7	—	■	■		110	150A@25%	0.6+1	—	0.6/0.8	0.8	77 x 47 x 79 / 50	5 kVA
6	option	■	■		90	140A@15%	0.6+1	—	0.6/0.8	0.8	78 x 38 x 67 / 56	4,5 kVA
7	option	■	■		110	150A@25%	0.6+1	—	0.6/0.8	0.8	78 x 38 x 67 / 56	4,5 kVA
—	—	■	■		120	200A@15%	0.6+1	0.8+1.0	0.6/0.8	0.8	78 x 38 x 67 / 42	4,5 kVA



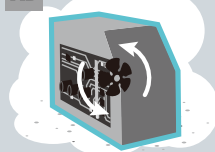
GYS POT ALU

DENT PULLING ALUMINUM

66 mF CAPACITOR DISCHARGE WELDING



AD ANTI-DUST



SYNERGIC CONTROL

PATENTS REGISTERED NUMBERS EUROPEAN TRADEMARK & DESIGN



Studs

NEW



FIXED GUN T

GYS POT ALU 66

13000 A x1 AUTOMATIC

230V • 1 ~

AD

080188

200 V • 2 ~



901865

6 m

included


for Ø 4 mm



Automatic alu gun
3 m, 25 mm²



ALU BOX STANDARD (050020)



ALU GUN

PATENTS REGISTERED NUMBERS EUROPEAN TRADEMARK & DESIGN

Set of 2 M4 stud holders 049000C

Joint rings for mandrel Ø 4/5/6 x 2 060814

GYS POT ALU 66 FV

13000 A x1 AUTOMATIC

230V • 1 ~

FV AD

091450

included

for Ø 4 mm



Automatic alu gun
3 m, 25 mm²



ALU BOX STANDARD (050020)

OPTIONS

Universal 800
for ALU 66
051331




Alu Puller
051003



+ Alu 1
050938

+ Alu 2
050945



ALU BOX STANDARD
050020



Included GYS POT
ALU 66

x 200



alu magnesium screws
12 mm - ø 4 - M4
050273

x 200



alu silicium screws
12 mm - ø 4 - M4
050280

x 5



screwable rings - ø 4
050297

x 1



lifting rod
180 mm



PATENTS REGISTERED NUMBERS
EUROPEAN TRADEMARK & DESIGN

Steel / Acier / Stahl

Alu



DENT PULLING

ALU+STEEL



- ▽ Stars
- ⌘ Rings
- 〰 Wavy wires
- ⏏ Impact shrinking
- ⏏ Tempering
- T Rivets
- Rings
- ⏏ Studs

NEW



GUN WITH CONNECTOR

GYSPOT COMBI PRO 230

+ 3800 A Acier / Steel / Stahl **AUTOMATIC**

+ 13000 A Alu **MANUAL**

x2 **AUTOMATIC**

230V • 1 ~


087705

included



Manual quick gun, 2 m, 70 mm² (057524)
+ Hammer (057272)

Automatic alu gun, 3 m, 25 mm²



Earth cable
2 m, 70 mm

SPOTTER BOX PRO (050075)
(Details p.10)

ALU BOX STANDARD (050020)
(Details p.10)

MADE IN GYS CHINA				I ₂ max	U ₂		I _{RMS}	kW				SYNERGIC			AUTOMATIC	MANUAL	SEPARATE CABLE GUN			LxWxH cm / kg
GYSPOT ALU 66		230V	6 m	13 000	50 > 200	5	—	0.52	OK	OK	■	■	—	■	x1	—	—	3 m	Included Alu box	27 x 20.5 x 27 / 13.5
GYSPOT ALU 66 FV		110 > 230V	6 m	13 000	50 > 200	5	—	0.52	OK	OK	■	■	—	■	x1	—	—	3 m	Included Alu box	27 x 20.5 x 27 / 13.5
GYSPOT COMBI PRO 230		230V	8 m	3800 (steel) 13000 (alu)	7,4 (steel) 50 > 200 (alu)	16	2800 (steel)	20	OK	OK	—	■	■	■	x1	x1	■	2/3 m	Included Spotter box + Alu box	54 x 76 x 34 / 43.8



GYSPOT

DENT PULLING STEEL

OPTIONS

Consumables p.28

Trolleys p.30

- Stars
- Rings
- Wavy wires
- Impact shrinking

- Stars
- Rings
- Wavy wires
- Impact shrinking

+ Tempering



FIXED GUN

FIXED GUN

GVSPOT 2602

2600 A **x1 AUTOMATIC**

230V • 1~

052208 included

Automatic quick gun, 1.8 m, 70 mm² + Hammer (057272)

Earth cable 1.7 m, 50 mm² Electrode warming point Star copper coating (x3)

GVSPOT 2702

2600 A **x1 MANUAL**

230V • 1~

055353

200V • 2~

900820

included

Manual quick gun, 1.8 m, 70 mm² (058705) + Hammer (057272)

Earth cable 1.7 m, 50 mm² Electrode warming point Star copper coating (x3)

GVSPOT 34.02 & 34.04

3500 A **x1 MANUAL**

230V • 1~

065741

200V • 2~

GVSPOT 34.02 901828 901285

400V • 2~

GVSPOT 34.04 067943

included

Manual quick gun, 2 m, 50 mm² + Hammer (057272)

Earth cable 1.7 m, 50 mm² Electrode warming point Star copper coating (x3)

400V • 2~

GVSPOT 34.04 APAC 901315

included

Manual quick gun, 2 m, 50 mm² + Hammer (057272)

QUICK GUNS

Quick & Easy

PATENT'S REGISTERED NUMBERS: 01035893, 01035894, 01035895, 01035896, 01035897, 01035898, 01035899, 01035900, 01035901, 01035902, 01035903, 01035904, 01035905, 01035906, 01035907, 01035908, 01035909, 01035910, 01035911, 01035912, 01035913, 01035914, 01035915, 01035916, 01035917, 01035918, 01035919, 01035920, 01035921, 01035922, 01035923, 01035924, 01035925, 01035926, 01035927, 01035928, 01035929, 01035930, 01035931, 01035932, 01035933, 01035934, 01035935, 01035936, 01035937, 01035938, 01035939, 01035940, 01035941, 01035942, 01035943, 01035944, 01035945, 01035946, 01035947, 01035948, 01035949, 01035950, 01035951, 01035952, 01035953, 01035954, 01035955, 01035956, 01035957, 01035958, 01035959, 01035960, 01035961, 01035962, 01035963, 01035964, 01035965, 01035966, 01035967, 01035968, 01035969, 01035970, 01035971, 01035972, 01035973, 01035974, 01035975, 01035976, 01035977, 01035978, 01035979, 01035980, 01035981, 01035982, 01035983, 01035984, 01035985, 01035986, 01035987, 01035988, 01035989, 01035990, 01035991, 01035992, 01035993, 01035994, 01035995, 01035996, 01035997, 01035998, 01035999, 01036000

AUTOMATIC

WITH CONNECTOR
2 m, Ø 70 mm²
included 39.02/04 057517

WITH CONNECTOR
3 m, Ø 50 mm²
included PRO 230/400 057500

MANUAL

WITH CONNECTOR
cable 2 m, Ø 70 mm²
included PRO 230/400, 057524

No connector
cable 1.8 m, Ø 70 mm²
for 2702 058705

No connector
cable 2 m, Ø 50 mm²
for 34.02/34.04

- Stars
- Rings
- Wavy wires
- Impact shrinking
- Tempering
- Rivets
- Rings
- Studs

SYNERGIC CONTROL PATENTS REGISTERED NUMBERS
EUROPEAN TRADEMARK & DESIGN

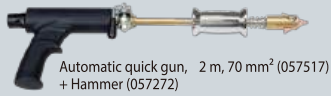


GUN WITH CONNECTOR

GYS POT 39.02D, 39.02 & 39.04D, 39.04

3800 A	x1 AUTOMATIC	
230V • 1~	GYS POT 39.02 052215	GYS POT 39.02D 090613 NEW
400V • 2~	GYS POT 39.04 052222	GYS POT 39.04D 090620 NEW


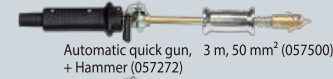
included



GYS POT PRO 230D, 230 & 400D, 400

3800 A	x2	AUTOMATIC
230V • 1~	GYS POT PRO 230 052178	GYS POT PRO 230D 090637 NEW
400V • 2~	GYS POT PRO 400 052185	GYS POT PRO 400D 090644 NEW

included



				$I_2 \text{ max}$	U_2		I_{RMS}	kW				SYNERGIC			AUTOMATIC	MANUAL	SEPARATE CABLE GUN		
MADE IN GYS CHINA	GYS POT 2600	230V	2 m	2600	5,4	16	1800	10	OK	—	■	—	—	—	—	—	—	20 x 32 x 18	15
	GYS POT 2700	230V	2 m	2600	5,4	16	1800	10	OK	—	■	—	—	—	—	—	—	20 x 32 x 18	14.5
	GYS POT 34.02	230V	2 m	3500	7,4	16	2500	20	OK	OK	■	—	■	■	—	■	—	22,5 x 36 x 23,5	21
	GYS POT 34.04	400V, 2ph	4 m	3500	7,4	16	2500	20	OK	OK	■	—	■	■	—	■	—	22,5 x 36 x 23,5	21
	GYS POT 39.02	230V	4 m	3800	7,4	16	2800	20	OK	OK	—	■	■	■	■	—	■	22,5 x 36 x 23,5	22
	GYS POT 39.04	400V, 2ph	4 m	3800	7,4	16	2800	20	OK	OK	—	■	■	■	■	—	■	22,5 x 36 x 23,5	22
	GYS POT PRO 230	230V	8 m	3800	7,4	16	2800	20	OK	OK	—	■	■	■	■	■	■	22,5 x 36 x 23,5	20.5
	GYS POT PRO 400	400V, 2ph	8 m	3800	7,4	16	2800	20	OK	OK	—	■	■	■	■	■	■	22,5 x 36 x 23,5	20.5

GYSPOT ACCESSORIES & CONSUMABLES



DENT BOX CONSUMABLES / BAR / EASY
SPOTTER BOX STANDARD / 2600 / 2700

SPOTTER BOX PRO

DENT BOX

CONSUMABLES
051515

BAR
050037

EASY
053632

SPOTTER BOX

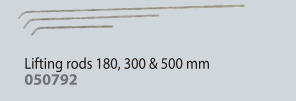

PRO
050075

STANDARD
053915

2600
052277

2700
053922

Category	Item Description	Quantity	Part No.	BAR 050037	EASY 053632	PRO 050075	STANDARD 053915	2600 052277	2700 053922
	hexagon			x1		x1	x1		
	Earth plate small			x1		x1	x1		
Star	chuck for inertia hammer	x1	049482	x1		x1	x1		
	copper coating star	x20	052239	x20		x20	x20	x20	x20
Ring	electrode ø 16 for 8 x 16	x1	049574	x1		x1	x1	x1	x1
	ø 8 x 16	x100	049444	x50		x50	x50	x50	x50
	earth hook	x1	056718	x1		x1	x1	x1	x1
Tempering	carbon heating electrode	x5	049468	x1		x1	x1	x1	
Impact shrinking	electrode warming point ø 16	x1	049567	x1		x1	x1		
Wavy wire	electrode	x1	049789	x1	x1				
	wavy wire	x50	049727	x25	x25	x25			
Rings	electrode	x1	050655	x1	x1				
	straight rings	x100	050648	x50	x50	x50			
	twisted rings	x50	050631			x25			
	lifting rod	x3	180, 300, 050792	x1 180 mm	x1 180 mm				
Studs	electrode for threaded studs rivets ø 5 - M5, M6	x1	049598					x1	
	threaded M5 x 18 x 0.8	x100	049383					x50	
	ø 5 x 18 self-threading	x100	049420					x50	
	ø 5 x 12 self-threading	x100	049413					x50	
Rivets	electrode ø 16, 3 x 4,50	x1	049604					x1	
	ø 3 x 3,25	x100	049345					x100	
	ø 3 x 4,5	x100	049352					x100	






FAST DENT PULLING

Box of 3 electrodes for accessories
050822




STEEL

EASY TOOL CONNECTION



051690



MANUSPOT = 050679



Tools set & support
for DENT 600, 800, 1000, 1600,
Workstation & Dentstation

MANULINER 050471

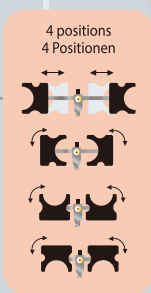


PATENTS REGISTERED NUMBERS
001652108-0003
EUROPEAN TRADEMARK & DESIGN

MANULINER/GUN 056831



Gun adapter
included
052499




Direct impact electrodes (x5)
050839

Patins - Pads (x2)
060807

PATENTS REGISTERED NUMBERS
001652108-0003
EUROPEAN TRADEMARK & DESIGN

SLIDE HAMMERS

COMPLETE 057272



1,1 kg
049802



included (x1)
049482



included (x20)
052239


5 kg
+ 6 hooks
087828



9 kg
+ 6 hooks
085930



73 cm



1,7 kg
051201

8x16 (x100)
049444


Ø 16, 8x16 (x1)
049574

(x1)
051218


GRIPPING HOOK HEAD



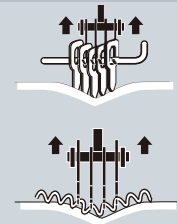
Ø M10 / M14
049758



Ø M10 / M14
049734



Ø M10 / M14
049741



HYDRAULIC CYLINDER KIT

BASIC 4T 052345



BASIC 10T 052338






PULLING BARS

OPTIONS

Reinforced bar 1200 mm

051171



STANDARD



1 tooth hook
Ø M10 / M14
082021



3 teeth hook
PREMIUM
Ø M10 / M14
059658

STANDARD



4 tooth claw
Ø M10 / M14
049758



6 tooth claw
Ø M10 / M14
049734



8 tooth claw
Ø M10 / M14
049741

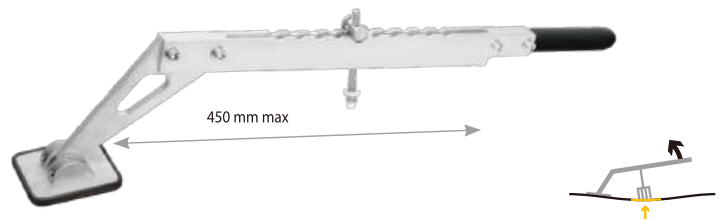
STANDARD

Levelling lever

050686

↳ 1.6 kg
⊗ 79 x 12 x 17 cm / 1.9 kg

PATENTS REGISTERED NUMBERS
001652108-0002
EUROPEAN TRADEMARK & DESIGN

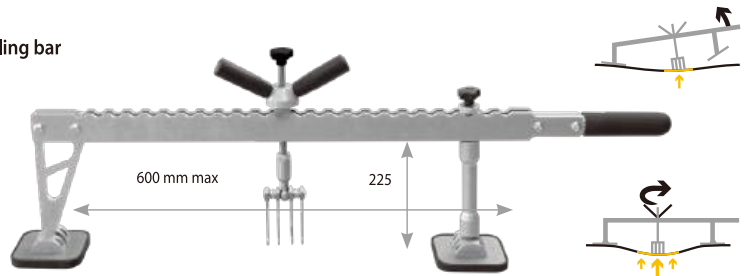


Double action levelling bar

053564

↳ 2.5 kg
⊗ 77 x 12 x 13 cm / 3.2 kg

Licensed by
BETAG.Innovation




Levelling bar

050693

↳ 3.4 kg
⊗ 87 x 17 x 19 cm / 4 kg

Licensed by
BETAG.Innovation




Reinforced scissoring bar

050716

↳ 5.1 kg
⊗ 87 x 17 x 18 cm / 5.9 kg

PATENTS REGISTERED NUMBERS
001652108-0001
EUROPEAN TRADEMARK & DESIGN






GLUE PULLING REPAIR



NEW
 Glue sticks
 x 10
 085183
 x 30
 087835



250 mm

GYS GLUE PULLING REPAIR KITS

085770



NEW

111 pcs



6 rectangular red end tabs
085312



10 flat pink end tabs
085329



4 green domed end tabs
085398



12 black multiform tabs
085978




2 blue bars with 4 plastic rings
085251



3 tabs with 14 plastic rings kit
085282



4 blue pull bars with metal rail
085299



10 blue multiform pulling bars
085305



Tapping hammer
085411



Dent removal aluminium pen
085404



Dent removal clamp
085435



400 W hot glue gun



Rubber mallet
085428




Pulling handle
085442



Plastic wedge



Spray bottle 600 ml



20 glue sticks
085183

Inertia hammer 200 g
085459

GPR WORKSTATION



GYS GPR KIT
085770

111 pcs



Workstation Premium
076143



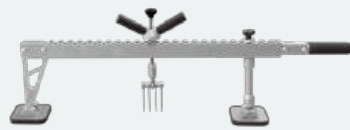
Infrared thermometer
079922



30 glue sticks
087835



Heat gun
066311



Double action levelling bar
053564

Included
4 tooth claw
049758



Alu puller
051003

Included
Alu 1
050938
Alu 2
050945



Slide hammer 1.7kg
051201



Dent repair lamp
083936



DENT PULLING WORKSTATIONS

Compatibility

SPOT	Dent 600	Dent 1000	Universal 800	Weld 10m ³	Spot 1600	Dent 1600	Dentstation Pro
26.02 / 27.02	✓	✓	✓	✓	✓	✓	✓
34.02 / 34.02	✓	✓	✓	✓	✓	✓	✓
39.02 / 39.02	✓	✓	✓	✓	✓	✓	✓
PRO 230 / PRO 400	✓	✓	✓	✓	✓	✓	✓


Dent 600
 ☒ 60 x 14 x 39 cm / 7,4 kg
 072831



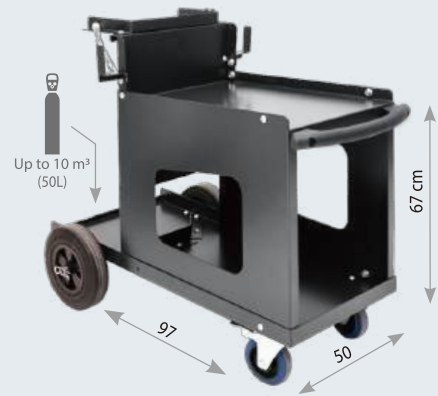
Dent 1000
 ☒ 60 x 14 x 39 cm / 9,9 kg
 072848



Universal 800
 ☒ 52 x 15 x 80 cm / 18,1 kg
 051331




Weld 50L
 ☒ 52 x 15 x 80 cm, 28,5 kg
 901728




Spot 1600
 ☒ 97,5 x 18,5 x 63 cm, 18,1 kg
 051348



Dent 1600
 ☒ 103 x 22 x 66 cm, 52,4 kg
 072596



Dentstation PRO
 ☒ 81 x 29 x 61 cm, 58 kg
 056848



OPTIONS



Cable support
 for Spot 800, 1600 & Dentstation
 052284



4 m³ support
 for Spot 1600 & Dentstation Pro
 059665



Protection cover
 for Universal 800
 062733
 for Spot 1600
 048881
 for Dentstation Pro
 059870

EASYLINER

PROLINER



EASYLINER 39.02
EASYLINER 39.02D

EASYLINER PRO 230



PROLINER 39.02
PROLINER 39.04

PROLINER PRO 230
PROLINER PRO 400

PROLINER ALU 66

STEEL



GYSPOT
(guns & consumables included)

39.02	053618C	PRO 230
39.02D	091764	601239



INCLUDED ACCESSORIES



DENT 1000
072848



Dent box easy
053632



Levelling bar double action
053564

STEEL



GYSPOT
(guns & consumables included)

39.02	PRO 230
601246	601260
39.04	PRO 400
601253	601277

INCLUDED ACCESSORIES



UNIVERSAL 800
051331
+ Cable support
052284



Dent box bar
050037



Levelling bar double action
053564

ALU



GYSPOT
(guns & consumables included)

ALU 66
601345

INCLUDED ACCESSORIES



UNIVERSAL 800
051331
+ Cable support
052284



Alu puller
051003

SPEEDLINER STANDARD



39.02, 39.04



PRO 230, 400



COMBI 230 E.PRO



ALU 66
+ 39.02, 39.04




ALU 66
+ PRO 230, 400



ALU 66

★ ★ ★
COMPLETE
SYSTEM



STEEL



GYSPOT
(guns & consumables included)

39.02	601154
39.04	601161
PRO 230	601178
PRO 400	601185

ALU + STEEL



GYSPOT
(guns & consumables included)

COMBI PRO 230

601819

NEW



GYSPOT
(guns & consumables included)

ALU 66 + 39.02	601758
ALU 66 + 39.04	601765
ALU 66 + PRO 230	601772
ALU 66 + PRO 400	601789

ALU




GYSPOT
(guns & consumables included)

ALU 66	601796
--------	--------

INCLUDED ACCESSORIES



Spot 1600
051348



Levelling bar double action
053564



6 gripping multihook head
049734




3 lifting rods
050792

INCLUDED ACCESSORIES



Spot 1600
051348



Levelling bar double action
053564



Magnetic earth
049666



Manuspot
050679



Dent box consumables
051515



Alu puller
051003

+



Alu puller
051003



Cable support
052284

+



Alu puller
051003



Cable support
052284



Stainless steel brush
044258

DENTSTATION STANDARD



39.02, 39.04



PRO 230, 400



COMBI PRO 230



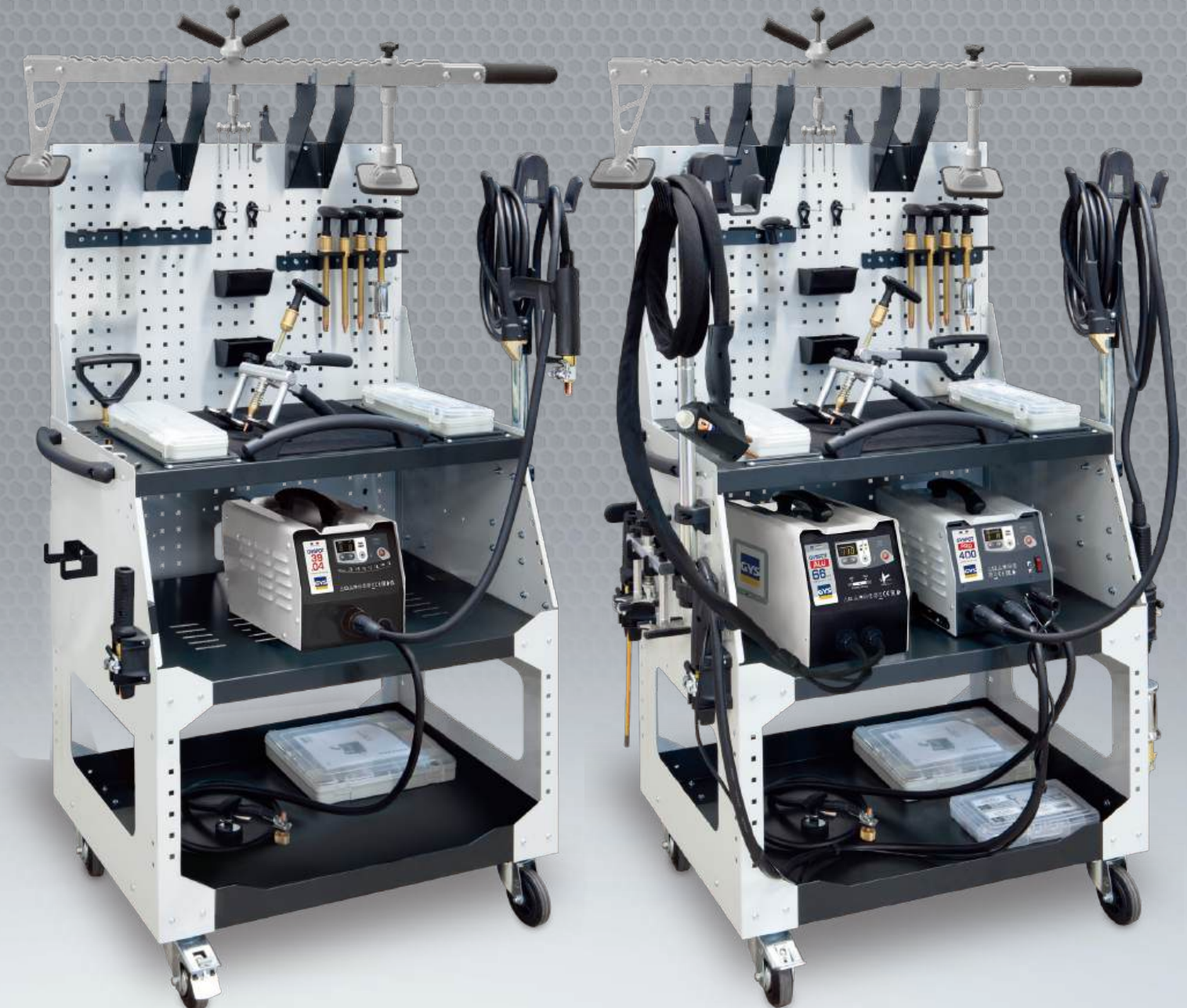
ALU 66
+ 39.02, 39.04



ALU 66
+ PRO 230, 400

NEW

★ ★ ★
COMPLETE
SYSTEM



STEEL

 GYS SPOT
(guns & consumables included)

39.02	601192
39.04	601208
PRO 230	601215
PRO 400	601222

ALU + STEEL

 GYS SPOT
(guns & consumables included)

COMBI PRO 230

601826

NEW

 GYS SPOT
(guns & consumables included)


ALU 66 + 39.02	601833
ALU 66 + 39.04	601840
ALU 66 + PRO 230	601857
ALU 66 + PRO 400	601864

INCLUDED ACCESSORIES

Fixing kit 051362

x6 x2



 Dentstation Pro + Fixing kit
056848 051362

 Manuspot
050679

 Levelling bar double action
053564

 6 gripping multihook head
049734

 8 gripping multihook head
049741

 Magnetic earth
049666

 Dent box consumables
051515

 3 lifting rods
050792

 Manual pulling handle
057289

+



Alu puller 051003 Cable support 052284

+



Alu puller 051003 Cable support 052284

CONTOUR GAUGES

052840




057265




LIP PLIER

079649



LOCK-GRIP PLIERS

Flat nozzle - 460 mm
050112



KIT:
050266



FRAMES SUPPORT



040601

↓ 105 x 33 x 9 cm / 6.3 kg
⊗ 107 x 35 x 10 cm / 6.7 kg



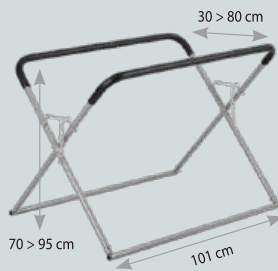
040250

↓ 100 x 105 cm - 7.1 kg
⊗ 104 x 10 x 32 cm / 7.5 kg



083875

14.4 kg
⊗ 108 x 9 x 47 cm / 16.5 kg



040311

↓ 106 x 31 x 6 cm / 6.6 kg
⊗ 106 x 31 x 11 cm / 9.7 kg



040304

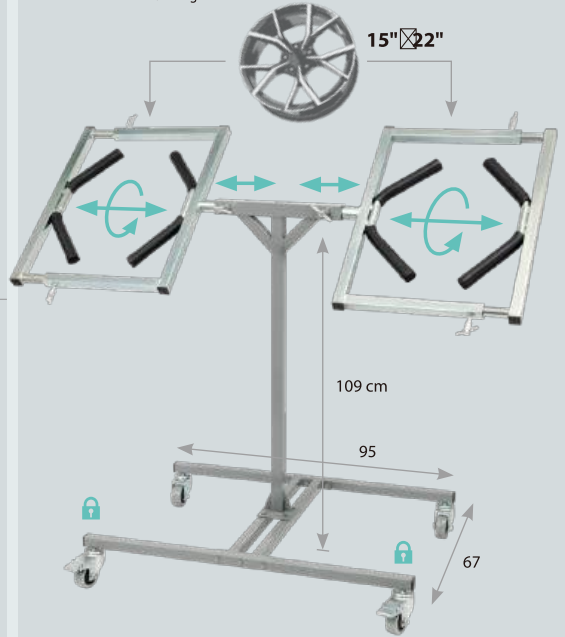
↓ 105 x 109 cm / 7.2 kg
⊗ 107 x 32 x 10 cm / 7.8 kg

Light and easy to handle
Ideal for horizontal works

WHEELS PAINTING SUPPORT

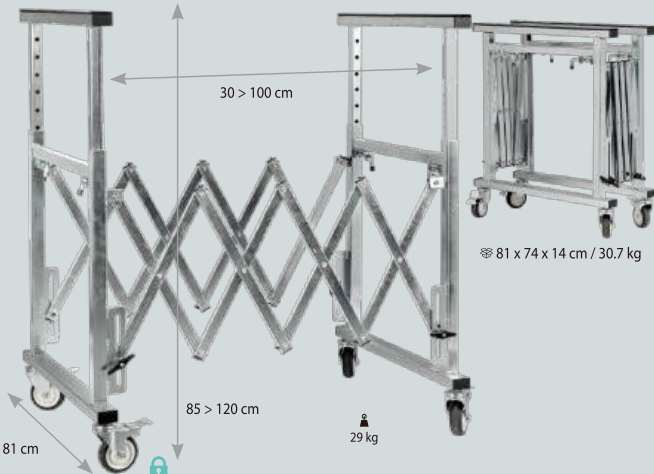
082168

⊗ 83 x 45 x 35 cm / 25 kg



TELESCOPIC FRAMES SUPPORT

083882



ROTARY ELEMENT SUPPORT

052376

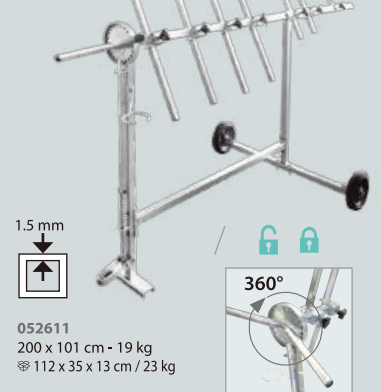
↓ 50 x 70 x 10 cm / 7.3 kg
⊗ 60 x 77 x 12 cm / 8.3 kg



ROTARY ELEMENT SUPPORT

052611

200 x 101 cm - 19 kg
⊗ 112 x 35 x 13 cm / 23 kg



STORAGE TROLLEY

040243
71 x 90 x 197 cm
41 kg
⊗ x2: 90 x 6 x 147 cm
+ 97 x 74 x 24 cm

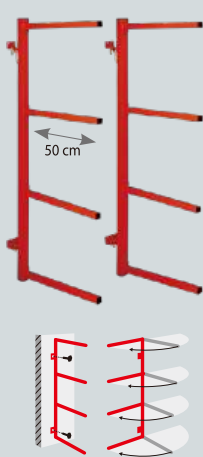


059825



106 x 104 x 215 cm - 32.5 kg
112 x 31.5 x 21.5 cm
+ 12 x 9.5 x 194.5 cm

059832



↓ 50 x 150 cm - 11.3 kg
⊗ 155 x 18 x 12 cm / 13.8 kg

GRATE LIFTER TROLLEY

089068



UNIVERSAL SUPPORT

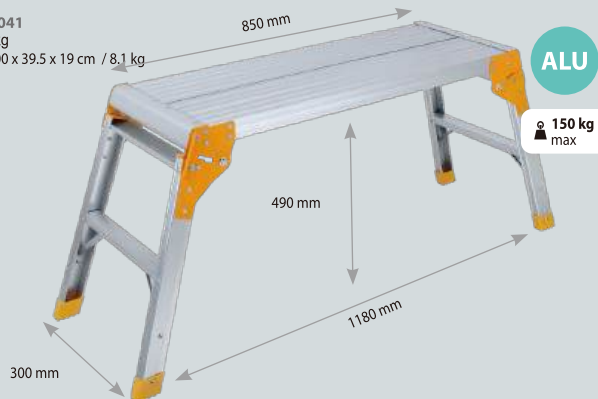
083868
56 kg
⊗ 102 x 72 x 27 cm / 59 kg

NEW

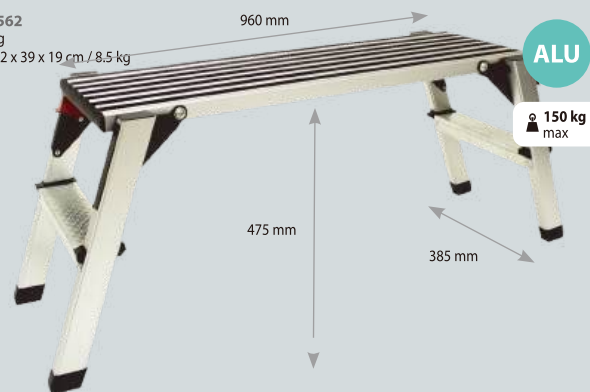


FOLDING STEP STOOLS

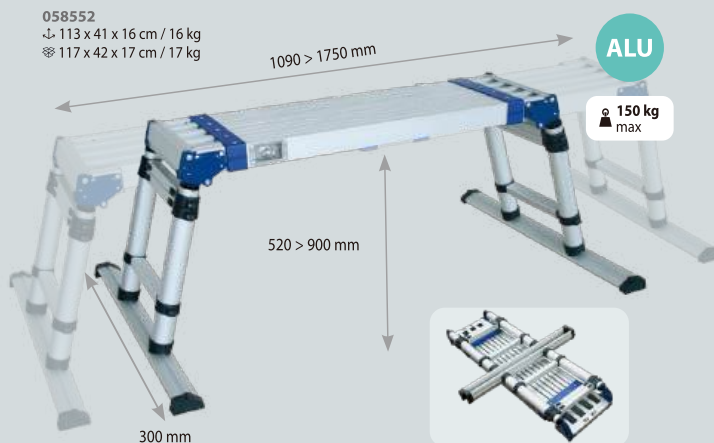
080041
7.3 kg
⊗ 100 x 39.5 x 19 cm / 8.1 kg



057562
7.9 kg
⊗ 102 x 39 x 19 cm / 8.5 kg



058552
↓ 113 x 41 x 16 cm / 16 kg
⊗ 117 x 42 x 17 cm / 17 kg



PLASTIC WELDING STATION



320 W - 230 V, 1~50 Hz
Temperature: 160 < 480°C
⚖ 3.4 kg
Length of hose: 1 m
Air flow: 24 l/min



Youtube

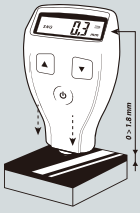
Station only
064072



FILM COATING THICKNESS GAUGE

059856

Measurement range : 0 – 1.80mm
 Resolution : 0.01mm / 1mm
 Measurement error : +/- 0.03 mm
 Power Supply : 2x 1.5V AAA batteries (included)
 Overall dimensions : 62 x 30.5 x 105 mm



ROUND STOOL WITH TOOL STORAGE

057555

38 x 38 x 44 cm - 5.2 kg
 ⌀ 41 x 19 x 41 cm / 5.6 kg



max : 50 cm
 min : 38 cm



PLASTIC STOOL WITH TOOL STORAGE

085916

3.9 kg
 ⌀ 61 x 36 x 16 cm / 4.6 kg

NEW



HAND LAMPS

PORTABLE HAND LAMP 400 L

400 lumens

COB LED
 Li-ion
 Charging time : 8h
 operating time
 High position : 2.5 h
 Low position : 5 h
 Top light (1 W) : 6 h

↓ 7 x 4 x 23 cm / 0.3 kg
 ⌀ 14 x 7 x 24 cm / 0.5 kg

059153



UNDER BONNET LAMPS

UNDER BONNET LAMP AND TRIPOD 800 L

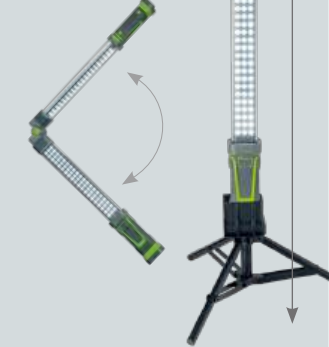
250-800 lumens

120 COB LED
 3.7 V - 4000 mAh Li-ion
 charging time : 10/12 h

operating time
 High position : 3 h
 Low position : 6 h

↓ 60 x 10 x 7 cm / 1.2 kg
 ⌀ 61 x 15 x 12 cm / 2 kg

058002
 058316



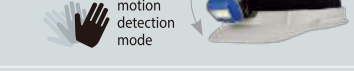
INSPECTION LAMPS

INSPECTION HEADTORCH 280 L

100-280 lumens

3 W COB LED, 80 CRI+, 6500 K
 3.7 V - 1500 mAh Li-po
 micro USB charging mains charger not incl.
 operating time
 High position : 2 h
 Low position : 6 h
 IP 65
 ↓ 8 x 5 x 4 cm / 0.1 kg
 ⌀ 5 x 11 x 18 cm / 0.2 kg

060845



PRO INSPECTION LAMP 800 L

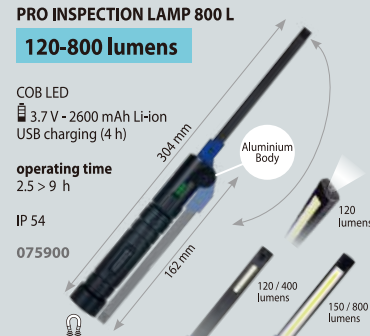
120-800 lumens

COB LED
 3.7 V - 2600 mAh Li-ion
 USB charging (4 h)

operating time
 2.5 > 9 h

IP 54

075900



LED WORKLIGHTS WITH TRIPOD

TRIPOD LAMP 4000 L

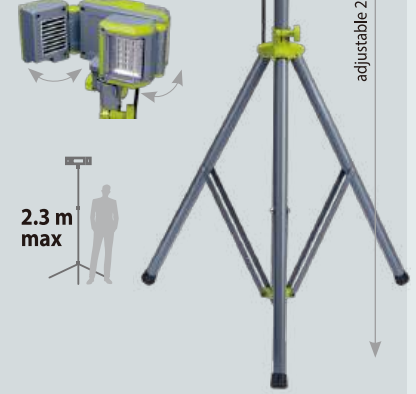
4000 lumens

3x 20 COB LED,
 total 60 LED

3 m
 power cord

059986

↓ 21 x 15 x 114 cm / 5.7 kg
 ⌀ 22 x 116 x 117 cm / 6.4 kg



AIR JACKS

DOUBLE BAG AIR JACK


082878

Pressure : 8 bar (116 PSI)
 Weight 12 kg

60 x 52 x 14.5 cm
 14.8 kg

SAFE
EN 1494

12 kg
LIGHT & COMPACT



max : 40 cm (+ pad)
 max : 34 cm
 min : 12 cm



STABILITY ✓

TRIPLE BAG AIR JACK


082885

Pressure : 8 bar (116 PSI)
 Weight 14 kg

62 x 56.5 x 18 cm
 17.8 kg

SAFE
EN 1494

14 kg
LIGHT & COMPACT



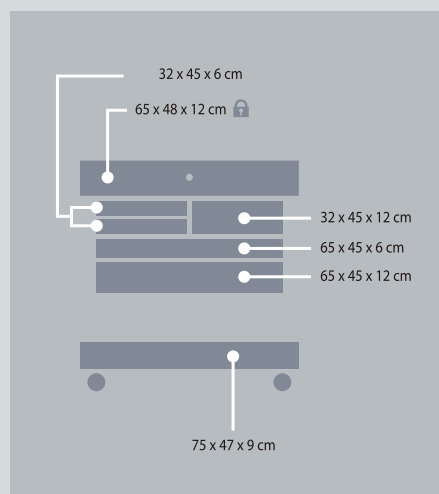
max : 49.5 cm (+ pad)
 max : 43.5 cm



STABILITY ✓

min : 14.5 cm

WORKSTATION PREMIUM 5 DRAWERS



PLASTIC TROLLEY 3 SHELVES

087309

NEW



WORKSTATION 3 SHELVES 1 DRAWER

088023

NEW





CHARGERS

SMART HF INVERTER Pb

GYSFLASH TECHNOLOGY



Save and load settings. Automatic restart in case of power cut.



Start/stop Engine :
Compatible with Start/Stop vehicles.



Can bus ready: compatible with Can Bus Technology, the Gysflash can be connected to the motorcycle 12V socket (cable is optional).



Auto Recovery : Recovers deeply discharged (min 2V) and/or sulfated batteries.



"Cold charge" mode: performance-enhancing charging mode for cold or freezing weather conditions.



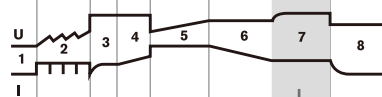
Fitted with a highly sensitive sensor, Gysflash automatically adjusts the charge based on ambient temperature.



Power supply mode: Optimum floating charge, ideal for use during battery change to protect vehicle memory. Also for when the vehicle is not in use for extended periods or for demonstration use.

SMART CHARGE 7 STEP / 8 STEP

1. Status analysis
2. Recovery
3. Test desulfation
4. Desulfation
5. Fast charge 80%
6. Absorption
7. Refresh (for "8 step" only)
8. Floating 100%



Rebalancing of the battery cells for greater longevity (not available on all models).

BEST SELLER



GYSFLASH 1.12

1 A



F FLASH Connector



029361
UK: 029514

GYSFLASH 4.12 & S 4.12

0.8 / 4 A



F FLASH Connector



4.12
029422
UK: 029521

S 4.12 (110 V)
 069190
 072701
 072817

110 V



GYSFLASH S 4.12 GYSFLASH 1.12 PL S



DISPLAY BOX

GYSFLASH 4.12 x 5

026001



YouTube

PLAYLIST
GYSFLASH

IP 65

WATER PROTECTION

GYSFLASH
1.12, 4.12, 6.12, 8.12, 12.12,
6 HERITAGE, 6.24, 9.24, 1.12 PL,
8.12 PL, 6.24 PL, 3.48 PL,
1.12 Lithium, 6.12 Lithium



12V

GYSFLASH 6.12

0.8/6 A

GO > 2V SSM START STOP CAN BUS

REFRESH 8 STEP

F FLASH Connector

1.45 m 0.45 m 0.45 m

029378
029613

GYSFLASH 8.12

8 A

GO > 2V SSM START STOP

REFRESH 8 STEP

1.9 m

029385
029545

GYSFLASH 12.12

12 A

GO > 2V SSM START STOP

REFRESH 8 STEP

S SAE Connector

0.40 m 1.45 m

029392
029552

	PATENTS REGISTERED NUMBERS 002280008 & 002279927 EUROPEAN TRADEMARK & DESIGN	50 / 60 Hz	Power	I _{charge}	V	Charge	Maintenance	Zz	Ondulation/ Ripple	Charging curve	IP	Weight	Dimensions
GYSFLASH 1.12		220-240 V AC	18 W	1 A	12 V	2 > 32 Ah	2 > 100 Ah	<0.4 Ah/month	<150 mV Rms	IUoU	7 steps	IP 65	0.44 kg 130 × 80 × 38 mm
GYSFLASH 4.12		220-240 V AC	70 W	0,8/4 A	12 V	1.2 > 90 Ah	1.2 > 130 Ah	<0.4 Ah/month	<150 mV Rms	IUoU	7 steps	IP 65	0.69 kg 170 × 90 × 51 mm
GYSFLASH S 4.12		100-127 V AC											
GYSFLASH 6.12		220-240 V AC	90 W	0,8/6 A	12 V	1.2 > 125 Ah	1.2 > 170 Ah	<0.4 Ah/month	<150 mV Rms	IUoU	8 steps	IP 65	0.77 kg 190 × 100 × 52 mm
GYSFLASH 8.12		220-240 V AC	130 W	8 A	12 V	15 > 160 Ah	15 > 240 Ah	<0.4 Ah/month	<150 mV Rms	IUoU	8 steps	IP 65	0.85 kg 190 × 100 × 52 mm
GYSFLASH 12.12		220-240 V AC	195 W	12 A	12 V	20 > 250 Ah	20 > 330 Ah	<0.4 Ah/month	<100 mV Rms	IUoU	8 steps	IP 65	1.1 kg 221 × 111 × 58 mm



GYSFLASH

CHARGERS

SMART HF INVERTER Pb



PLAYLIST
GYSFLASH



HERITAGE • 6/12V

GYSFLASH 6 HERITAGE

0.8/6 A

GO > 2V | SSM

REFRESH 8 STEP



029538




6/12/24V

GYSFLASH 6.24

0.8/6 A

GO > 2V | SSM | START STOP

7 STEP



029460
029644



GYSFLASH 9.24

9 A

GO > 2V | SSM | START STOP

REFRESH 8 STEP



029477
029651

			Power	I _{charge}	V	Charge	Maintenance		Ondulation/Ripple	Charging curve		IP		
GYSFLASH 6 HERITAGE	50/60 Hz		90 W	0,8/6 A	6/12 V	1.2 > 125 Ah	1.2 > 170 Ah	<0.4 Ah/month	<150 mV Rms	IUoU	8 steps	IP 65	0.77 kg	190 × 100 × 52 mm
GYSFLASH 6.24	220-240 V AC	2 m	130 W	0,8/6 A 0,8/4 A	6/12 V 24 V	1.2 > 125 Ah 1.2 > 100 Ah	1.2 > 170 Ah 1.2 > 140 Ah	<0.4 Ah/month	<150 mV Rms	IUoU	7 step	IP 65	0.85 kg	190 × 100 × 52 mm
GYSFLASH 9.24	220-240 V AC	2 m	190 W	9 A 6 A	6/12 V 24 V	18 > 220 Ah 15 > 125 Ah	18 > 300 Ah 15 > 170 Ah	<0.4 Ah/month	<100 mV Rms	IUoU	8 step	IP 65	1.1 kg	221 × 111 × 58 mm

DESIGN
GYS
FRANCE

MADE IN
GYS CHINA



GYSFLASH TECHNOLOGY



Save and load settings. Automatic restart in case of power cut.



Start/stop Engine:
Compatible with Start/Stop vehicles.



Can bus ready : compatible with Can Bus Technology, the Gysflash can be connected to the motorcycle 12V socket (cable is optional).



Auto Recovery : Recovers deeply discharged (min 2V) and/or sulfated batteries.



Fitted with a highly sensitive sensor, Gysflash automatically adjusts the charge based on ambient temperature.

CHARGERS

SMART HF INVERTER LiFePO4



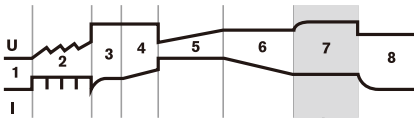
GYSFLASH LITHIUM

SMART HF INVERTER CHARGERS

SMART CHARGE 7 STEP / 8 STEP / 8 STEP LiFePO4

Pb

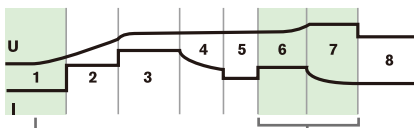
- 1. Status analysis
- 2. Recovery
- 3. Test desulfation
- 4. Desulfation
- 5. Fast charge 80%
- 6. Absorption
- 7. Refresh (for "8 step" only)
- 8. Floating 100%



Rebalancing of the battery cells for greater longevity (not available on all models).

LiFePO4 (LFP)

- 1. UVP Wake up - Status analysis
- 2. Recovery
- 3. Fast charge 90%
- 4. Absorption 95%
- 5. Test
- 6. Completion
- 7. Equalization
- 8. Floating 100%



Battery reactivation when in UVP protection. Balancing of the battery cells.

12V

GYSFLASH 1.12 Lithium

1 A



F FLASH Connector



029675

GYSFLASH 6.12 Lithium

4/6 A



F FLASH Connector



029729

DESIGN GYS FRANCE
MADE IN GYS CHINA

	50 / 60 Hz	Power	I charge	V	Charge	Maintenance	Zz	Ondulation/ Ripple	Charging curve	IP	Weight	Dimensions	
GYSFLASH 1.12 Lithium	220-240 V AC	1 m	18 W	1 A	12 V	0.5 > 20 Ah	0.5 > 50 Ah	<0.4 Ah/month	<150 mV Rms	IUoU	8 step	IP 65	0.44 kg 130 × 80 × 38 mm
GYSFLASH 6.12 Lithium	220-240 V AC	2 m	90 W	4/6 A	12 V	1.2 > 125 Ah	1.2 > 170 Ah	<0.4 Ah/month	<150 mV Rms	IUoU	8 step	IP 65	0.77 kg 190 × 100 × 52 mm



CHARGERS

SMART HF INVERTER Pb/LiFePO4

GYSFLASH TECHNOLOGY

SSM

Save and load settings. Automatic restart in case of power cut.

START STOP

Start/stop Engine : Compatible with Start/Stop vehicles.

CAN BUS

Can Bus Ready : compatible with Can Bus Technology, the Gysflash can be connected to the motorcycle 12 V socket (cable is optional).

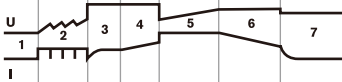
Auto Recovery

Recovery : Recovers deeply discharged (min 2V) and/or sulfated batteries.

SMART CHARGE 7 STEP / 8 STEP LiFePO4

Pb

1. Status analysis
2. Recovery
3. Test desulfation
4. Desulfation
5. Fast charge 80%
6. Absorption
7. Floating 100%



LiFePO4 (LFP)

1. UVP Wake up
2. Status analysis
3. Recovery
4. Fast charge 90%
5. Test
6. Completion
7. Equalization
8. Floating 100%



UVP Wake up (Under Voltage Protection)
Battery reactivation when in UVP protection.

Equalizing Balancing System
Balancing of the battery cells.


OPTIONS For GYSFLASH 8.12 PL



SAE / Cigar lighter (45 cm)
077331



Extension cable SAE / SAE (45 cm)
077348



12 V

GYSFLASH 1.12 PL & 1.12 S PL

1 A

GO > 7 V SSM START STOP CAN BUS

7 STEP Pb 8 STEP LiFePO4



1.12 PL
026902
027541

1.12 S PL (110 V)
070851
072794

GYSFLASH 8.12 PL

1/4 / 8 A

GO > 2 V SSM START STOP CAN BUS

7 STEP Pb 8 STEP LiFePO4



069282

	PATENTS REGISTERED NUMBERS 002280008 & 002279927 EUROPEAN TRADEMARK & DESIGN	50 / 60 Hz	Power	I _{charge}	V	Charge	Maintenance	Zz	Ondulation/ Ripple	Charg- ing curve	IP	Weight	Dimensions
DESIGN	GYSFLASH 1.12 PL	220-240 V AC	20 W	1 A	12 V	2 > 32 Ah (Pb) 0.5 > 20 Ah (LiFePO4)	2 > 100 Ah (Pb) 0.5 > 50 Ah (LiFePO4)	<0.4 Ah/ month	<150 mV Rms	IUoU	7 step (Pb) 8 step (LiFePO4)	0,69 kg	170 × 90 × 51 mm
GYS FRANCE	GYSFLASH 1.12 PL S	100-127 V AC											
MADE IN GYS CHINA	GYSFLASH 8.12 PL	220-240 V AC	130 W	1/4/8 A	12 V	15 > 160Ah (Pb) 1.2 > 160 Ah (LiFePO4)	15 > 240Ah (Pb) 1.2 > 240 Ah (LiFePO4)	<0.4 Ah/ month	<150 mV Rms	IUoU	7 step (Pb) 8 step (LiFePO4)	0,85 kg	190 × 100 × 52 mm

OPTIONS

For GYSFLASH 3.48 PL

SAE XLR
027428

SAE Anderson
027473

SAE Jack
025646

GYSFLASH TECHNOLOGY

SSM

Save and load settings, Automatic restart in case of power cut.

START STOP Start/stop Engine :

Compatible with Start/Stop vehicles.

Auto Recovery : Recovers deeply discharged (min 2V) and/or sulfated batteries.

t°

Fitted with a highly sensitive sensor, Gysflash automatically adjusts the charge based on ambient temperature.

SMART CHARGE 7 STEP / 8 STEP LiFePO₄

Pb


1. Status analysis
2. Recovery
3. Test desulfation
4. Desulfation
5. Fast charge 80%
6. Absorption
7. Floating 100%

LiFePO₄ (LFP) / Li-ion

1. UVP Wake up
2. Recovery
3. Fast charge 90%
4. Absorption 95%
5. Test
6. Completion
7. Equalization
8. Floating 100%

UVP Wake up (Under Voltage Protection)
Battery reactivation when in UVP protection.

Equalizing Balancing System
Balancing of the battery cells.



24 V

48 V

ELECTRICAL MOBILITY

INDUSTRY / ELECTRICAL MOBILITY

GYSFLASH 6.24 PL

24V 6A 60 > 2V

60 > 2V SSM Auto Recovery t°

7 STEP Pb 8 STEP LiFePO₄ 8 STEP Li-ion

SAE Connector

1.45 m

0.45 m

0.45 m

027398



GYSFLASH 3.48 PL

48V 3A 60 > 5V

60 > 5V SSM Auto Recovery t°

7 STEP Pb 8 STEP LiFePO₄ 8 STEP Li-ion

SAE Connector

1.45 m

0.45 m

027893



DESIGN GYS FRANCE	MADE IN GYS CHINA	50 / 60 Hz	Power	I _{charge}	V	n cell			Charge	Maintenance	Z _z	Ondulation/Ripple	Charging curve	IP	Weight	Dimensions		
						Pb	LFP	NMC										
GYSFLASH 6.24 PL			2 m	190 W	6 A	24V	12	8	6	15 > 125 Ah (Pb) 2 > 125 Ah (Li)	15 > 170 Ah (Pb) 2 > 170 Ah (Li)	<0.4 Ah /month	<150 mV Rms	I _{UoU}	7 step (Pb) 8 step (Li)	IP 65	1,1 kg	221×111×58 mm
GYSFLASH 3.48 PL			2 m	195 W	3 A	48V	24	15/16	13/14	6 > 60 Ah 3 > 60 Ah	6 > 85 Ah 3 > 85 Ah	<0.4 Ah /month	<150 mV Rms	I _{UoU}	7 step (Pb) 8 step (Li)	IP 65	1,1 kg	221×111×58 mm



BATTERY SUPPORT UNIT

Battery support for:

- Diagnostics
- ECU programming
- ADAS recalibration


YouTube

PLAYLIST
GYSFLASH
PRO

PFC POWER FACTOR CORRECTION

FV FLEXIBLE VOLTAGE

85 V ← 265 V



22 languages

- GB DK CZ
- FR FI PL
- DE TR SK
- NL HR UA
- ES GR
- PT HU
- IT CN simplified
- RU CN traditional
- SE JP

NEW

✓ SHOWROOM



12 V

GYSFLASH 100 BSU 12V

2,5 m - 16 mm²

100 A

PFC SC



901841

901742

5 m - 16 mm²

901834

901896

GYSFLASH 102 BSU 12V

5 m - 16 mm²

100 A

PFC SC



902138

SC SMART COOLING TECHNOLOGY

100% DUST PROOF



SILENT

DIAG +



SHOWROOM



CHANGE BATTERY



POWER SUPPLY



OPTION BSU Flash XL
028890



OPTION Cable support
052284

OPTION



Anderson/Clamps
2,5 m - 16 mm² 056503C
5 m - 16 mm² 054615C
8 m - 16 mm² 056572C

Wall support for GYSFLASH
102.12

INCLUDED Fixing kit



OPTION Magnetfix 50
029637



OPTION GYSFLASH PRO vertical wall mounting kit
082694



OPTION Wall support
055513



DESIGNED IN FRANCE

	50 / 60 Hz	V	mm ²	START MINI	I max	25°C @100%	40°C @100%	TRACTION BATTERIES	SHOWROOM CONNECT	IP	Weight	Dimensions	L x W x H cm / kg
GYSFLASH 100 BSU 12V	185 > 265 V	2,5 m / 5 m	16	12V	1600W	2V	100 A	75 A / 66 A	20 · 1200 Ah	—	7.4 kg / 8.3 kg	32 × 10.5 × 29.2 cm	31 × 25 × 41 / 7.4
GYSFLASH 102 BSU 12V	185 > 265 V	5 m	16	12V	1600W	2V	100 A	75 A / 66 A	20 · 1200 Ah	—	9.1 kg	12 × 34.5 × 29.5 cm	24 × 40 × 30 / 9.1



ARTIC

CHARGERS

IP 65
WATER PROTECTION
 ARTIC 1500, 4000 & 8000
CHARGERS ONLY

SSM
 Save and load settings. Automatic restart in case of power cut.

START STOP
 Start/stop Engine : Compatible with Start/Stop vehicles.

Cold Charge
 "Cold charge" mode: performance-enhancing charging mode for cold or freezing weather conditions.



INCLUDED

all ARTIC

Eyelets / Cèllets / Ösen
 30 cm
 026872

Clamps / Pincés / Klemmen
 35 cm
 026865

AUTOMATIC SMART HF INVERTER



ARTIC 800	ARTIC 1500	ARTIC 4000	ARTIC 8000
12V 0.8A GO > 7 V	12V 1.5A GO > 7 V	6/12V 4/1-4A GO > 2 V (6V) GO > 7 V (12V)	2/8 A 12V GO > 7 V
SSM	SSM	SSM START STOP Cold Charge	SSM START STOP Cold Charge
029569	029576	029583	029590



	50 / 60 Hz	50/60 Hz	CHARGE				Reg	Polarity protection	Cold Charge	SSM	Full security	Start/Stop engine	Fuse	CHARGER + TESTER	CONTROL	L x W x H cm / kg	Weight
			Moyen / Average (EN 60335)	Efficace / RMS	Reg	Reg											
MADE IN CHINA	ARTIC 800	100-240V	15 W	12V	0,8 A	—	—	•	—	•	—	—	—	—	—	6 × 15.1 × 25.5 / 0.43	0.43 kg
	ARTIC 1500	220-240V	27 W	12V	1,5 A	—	—	•	—	•	—	—	—	—	25.7 × 15.1 × 6 / 0.5	0.5 kg	
	ARTIC 4000	220-240V	75 W	6V 12V	4A 1A / 4A	—	2	•	•	•	•	•	OK	—	24.9 × 15.1 × 6 / 0.8	0.78 kg	
	ARTIC 8000	220-240V	130 W	12V	2 / 8 A	—	2	•	•	•	•	•	OK	—	34.1 × 17.7 × 7.3 / 1.1	1.13 kg	
MADE IN GYS CHINA	ENERGY 126	220-240V	90 W	12V	4 A	6 A	—	—	•	—	—	10 A	—	—	16.6 × 11.8 × 22.5 / 2	2 kg	
	TCB 120 automatic	220-240V	150 W	12V	3,5-7 A	10.5 A	2	•	—	•	—	•	15 A	OK	OK	17.9 × 12.3 × 30.4 / 3.2	3.2 kg

**CT**

CHARGERS

**CT 160****9A**1.5 m - 1.5 mm² → 40 A**024106**

☎ : 025325

**CT 210****12A**1.5 m - 2.5 mm² → 40 A**024113**

☎ : 025349

12/24 V • MANUAL W

MULTICHARGE



6 charging speeds

MULTICHARGE CT 48**32 A****026087**2 m - 6 mm² → 60 A**12/24/36/48 V • MANUAL W****Fuse x10****10A**
WATTMATIC 100
054530**15A**
CT 160,
WATTMATIC 140
054493**20A**
CT 210,
WATTMATIC 150 & 170
054509**25A**
CA 150,
WATTMATIC 180
054516**40A**
CT 48
054646**50A**
CA 360
054622

DESIGN GYS FRANCE	MADE IN GYS CHINA			CHARGE							Fuse		
					Moyen / Average (EN 60335)			Efficace / RMS					
					Reg 1	Reg 2	Reg 3						
CT 160	230V, 50/60 Hz	190W	12/24V	12V > 7 A	9 A (boost)	—	13,5 A	2	15 A	20,5 × 30 × 13,5 cm	3,9 kg		
CT 210	230V, 50/60 Hz	260W	12/24V	24V > 3 A	5 A (boost)	—	7,5 A	2	20 A	22,5 × 33,5 × 14,5 cm	5,2 kg		
MULTICHARGE CT 48	230V, 50/60 Hz	1200W	12/24/36/48V	12V >	20,8 A > 32,4 A	—	31 A	6	40 A	32,5 × 39,5 × 20,5 cm	15,5 kg		
				24V >	20,1 A > 31,8 A	—	29 A	6					
				36V >	19,6 A > 22,4 A (30,4 A boost)	—	29 A	6					
				48V >	15,5 A > 18,7 A (24,3 A boost)	—	28 A	6					
CA 150	230V, 50/60 Hz	500W	12/24V	8 A	10 A (boost)	—	18 A	2	25 A	33 × 26 × 14 cm	6 kg		
CA 360	230V, 50/60 Hz	920W	12/24V	7 A	15 A (boost1)	25 A (boost2)	37 A	3	50 A	44 × 31 × 23 cm	14 kg		
WATTMATIC 100	230V, 50 Hz	170W	6/12V	3 A	5 A	—	11,4 A	2	10 A	24 × 26 × 13 cm	3,8 kg		
WATTMATIC 170	230V, 50 Hz	280W	6/12V	6,5 A	10 A (boost)	—	18,8 A	2	20 A	36 × 22 × 14 cm	5 kg		



CHARGERS & STARTERS

SSM SELF START MEMORY



3 in 1

CHARGE



TEST



START



12V • AUTOMATIC **W2**

STARTUP 80

17 A

SSM

024922

025127



12V

12/24V • TRADITIONAL **W**

START 200

18 A

SSM

1.5 m - 6 mm² → 60 A

025530



START 300

23 A

SSM

2 m - 10 mm² → 220 A

025547



NEOSTART 320

9 / 40 A

SSM

2 m - 10 mm² → 220 A

025301



DESIGN GYS FRANCE MADE IN GYS CHINA	50 / 60 Hz	I_1		CHARGE								START						
				CHARGE kW	START kW		Efficace / RMS	Moyen / Average (EN 60335)	Boost	Automatic	Manual		1V/C	0V/C				
START UP 80	230V	13 A	12V	0,35	1	2	13,5-25 A	9 A	17 A	•	—	40 > 170 Ah	50 A	80 A	—	—	12 × 18 × 32 cm	4,4 kg
START 200	230V	13 A	12V	0,39	1,4	3	15-25 A	11 A	18 A	—	•	53 > 240 Ah	80 A	120 A	—	50 A	37 × 26 × 18 cm	8 kg
START 300	230V	13 A	12V	0,8	3,6	3	13-36 A	10 A	23 A	—	•	42 > 300 Ah	100 A	165 A	—	80 A	43 × 33 × 23 cm	13,8 kg
		13 A	24V	1,2	3,6			8 A	17 A			38 > 224 Ah						
NEOSTART 320	230V	13 A	12/24V	0,8	6,5	3	40 A	10 A	40 A	—	•	20 > 700 Ah	160 A	270 A	—	150 A	41 × 30 × 21 cm	14,7 kg
		13 A	12/24V	1,7	9	3	70 A	20 A	40 A									
NEOSTART 420	230V	16 A	12/24V	1,7	9	3	70 A	20 A	40 A	—	•	20 > 1000 Ah	250 A	420 A	—	200 A	47 × 32 × 27 cm	20,9 kg
NEOSTART 620	230V	16 A	12/24V	2	10	3	90 A	30 A	60 A	—	•	20 > 1350 Ah	330 A	620 A	—	200 A	47 × 32 × 27 cm	24 kg



GYPACK

+ COMPRESSOR

BOOSTERS

Pb/Lead INSIDE



POWER SUPPLY 12V DC



Air Kit included
17 bars



NEW DESIGN

NEW



old design

17 bars

12 V 18 Ah INSIDE

HOBBIES OCCASIONAL PRO INTENSIVE

12 V 17 Ah INSIDE

12 V 22 Ah INSIDE

GYPACK 400

1 250 A 480 A
1V/Cell

0.6 m - 16 mm² → 300 A

025455
025516

GYPACK AIR 401

1 100 A 380 A
1V/Cell

1.2 m - 12.5 mm² →

088801

GYPACK 600

1 750 A 550 A
1V/Cell

0.6 m - 16 mm² → 300 A

027336
027497

INCLUDED GYPACK 400 / AIR 401 / 600 / PRO



OPTION MEMORY AUTO SAVE
CABLE OBD 1,5 m
054202

Fuse 7,5 A



CHARGER

⊖ Power in 110-240 V/out 12 V
50/60 Hz
054677

054660



WU

FV FLEXIBLE VOLTAGE

85 V 265 V

DESIGN	MADE IN	Inside	START	Peak Battery	START PETROL & DIESEL	ON/OFF	Fuse	TEST OK	EXTERNAL CHARGE 230V	LxWxH cm / kg	LxWxH cm / kg
GYS FRANCE	GYS CHINA	1V/Cell 0V/Cell	1V/Cell 0V/Cell	Peak Battery	START PETROL & DIESEL	ON/OFF	Fuse	TEST OK	EXTERNAL CHARGE 230V	LxWxH cm / kg	LxWxH cm / kg
GYPACK 400		12V-18Ah	12V 480A 900A	1250A	Lead/LFP	—	—	—	12V DC/0,5A	26.4 x 13. x 29.5 / 6.4	28.5 x 16 x 34 / 7.2
GYPACK AIR 401		12V-17Ah	12V 380A 700A	1100A	Lead/LFP	•	•	17 bars	(x2) Cigarette Lighter: 12V - 8A 12V DC/1A or USB-A Port 5V/2.1A	33 x 18.2 x 27.4 / 8.3	38.5 x 22 x 44 / 9.4
GYPACK 600		12V-22Ah	12V 550A 1050A	1750A	Lead/LFP	—	—	—	12V DC	25.5 x 14 x 29.5 / 7.5	29.5 x 16 x 35.5 / 8.2
GYPACK PRO		12V-22Ah	12V 600A 1100A	1750A	Lead/LFP	•	•	—	12V DC	35 x 14 x 37 / 9	39 x 17 x 45 / 9.5
GYPACK HERITAGE 6/12		6V - 2x20Ah	6V 400A 800A 12V 450A 850A	3200A 1600A	Lead/LFP	•	•	1 x 300 A	12V DC	36 x 11 x 45 / 13	39 x 22 x 51 / 14



BOOSTERS

LITHIUM INSIDE

SPECIALIST HOBBY • Non professional use

START ENGINE

POWER BANK



LIGHT

INCLUDED

SMART CABLE MULTI SECURITIES

- ✓ Nomad Power 401
- ✓ Nomad Power 501



- ✓ Nomad Power PRO 701
- ✓ Nomad Power PRO 801
- ✓ Nomad Power PRO 901 FC



NEW

NEW



12V

NOMAD POWER 401

900 A

350 A
1V/Cell



0,28 m - 5,2 mm²
AWG10
 SMART CABLE
MULTI SECURITIES

087316

NOMAD POWER 501

1200 A

500 A
1V/Cell



0,28 m - 5,2 mm²
AWG10
 SMART CABLE
MULTI SECURITIES

087323

	LITHIUM			START				INPUT	OUTPUT	cm	kg
	CAPACITY/CELL	TYPE	FULL CHARGE	1 V/Cell	0 V/Cell	Peak Battery					
NP 401	2.5 Ah - 37 Wh	LiCoO2	3 h	350 A	700 A	900 A	12 V (Pb only)	USB-C: 5V/2A	(x1) USB 3.0 QC: 5/9/12V - 2A (x1) USB-A: 5V - 2.1A	14.5 × 8.5 × 3	0.32
NP 501	3 Ah - 45 Wh	LiCoO2	3 h 30	500 A	1000 A	1200 A	12 V (Pb only)	USB-C: 5V/2A	(x1) USB 3.0 QC: 5/9/12V - 2A (x1) USB-A: 5V - 2.1A (x1) JACK DC ø5.5: 15V - 5A	17.5 × 8.5 × 3	0.48
NP PRO 701	4 Ah - 59.2 Wh	LiCoO2	3 h	700 A	1100 A	1250 A	12 V (Pb only)	USB-C: 5V/3A	(x1) USB 3.0 QC: 5V/2.4A 9V/2A 12V - 1.5A (x1) USB-A: 5V - 2.1A (x1) USB-C: 5V - 3A (x1) JACK DC ø5.5: 15V - 10A	22.8 × 10 × 3.8	0.82
NP PRO 801	5 Ah - 74 Wh	LiCoO2	4 h	850 A	1300 A	1500 A	12 V (Pb only)	USB-C: 5V/3A	(x1) USB 3.0 QC: 5V/2.4A 9V/2A 12V - 1.5A (x1) USB-A: 5V - 2.1A (x1) USB-C: 5V - 3A (x1) JACK DC ø5.5: 15V - 10A	22.8 × 10 × 3.8	0.82
NP PRO 901 FC	6 Ah - 92.5 Wh	LiCoO2	5h (with 15W charger) 1h15 (with 67W charger)	900 A	1400 A	1700 A	12 V (Pb only)	PD USB-C: 60W max	(x1) USB 3.0 QC: 5V/2.4A 9V/2A 12V - 1.5A (x1) USB-A: 5V - 2.1A (x1) USB-C Power Delivery: 60W (x1) JACK DC ø5.5: 15V - 10A	22.8 × 10 × 3.8	0.82



NEW



Normal charge 100% in 3 h



NEW



Normal charge 100% in 4 h



NEW



FAST CHARGE
100% in 1 h 15

12 V

NOMAD POWER PRO 701

1250 A

700 A
1V/Cell



0,26 m - 8,3 mm²
AWG8
SMART CABLE
MULTI SECURITIES

085855

NOMAD POWER PRO 801

1500 A

850 A
1V/Cell



0,26 m - 8,3 mm²
AWG8
SMART CABLE
MULTI SECURITIES

085831

NOMAD POWER PRO 901 FC

1700 A

900 A
1V/Cell



0,26 m - 8,3 mm²
AWG8
SMART CABLE
MULTI SECURITIES

085879



Recommendation

NP 401	5 > 70 Ah								
NP 501	5 > 90 Ah								
NP PRO 701			5 > 140 Ah						
NP PRO 801			5 > 150 Ah						
NP PRO 901 FC			5 > 150 Ah						

OPTION



67 W Fast USB-C Charger
✓ Nomad Power Pro 901 FC
087132



15 W USB-C Charger
✓ Nomad Power 401 / 501
✓ Nomad Power PRO 701 / PRO 801 / PRO 901 FC
087101



15 W USB-C Charger
✓ Nomad Power 401 / 501
✓ Nomad Power PRO 701 / PRO 801 / PRO 901 FC
087354




NEW



NOMAD POWER

BOOSTERS LITHIUM INSIDE

 SPECIALIST HOBBY • Non professional use

 LIGHT

 START ENGINE

 POWER BANK



3 Lights modes
Normal
Flashing
S.O.S

NEW
12/2025



3 Lights modes
Normal
Flashing
S.O.S

NEW
12/2025




12 V

NOMAD POWER PRO XL

2000 A

1000 A
1V/Cell



+  0,7 m - 21 mm²
AWG4

+  USB-C / USB-C

088818

NOMAD POWER PRO XXL





3200 A

1500 A
1V/Cell



+  0,6 m - 21 mm²
AWG4

088924

MADE IN CHINA	LITHIUM		START 			START PETROL & DIESEL 	INPUT 	OUTPUT 		POWER BANK OBD supply compatibility (with 054202)	
	CAPACITY/CELL	TYPE	FULL CHARGE	1V/Cell	0V/Cell			Peak Battery	(x1) USB-C (60 W max) (x1) USB-A : 5V - 2.4 A		(x1) USB 3.0 Quick charge : 5/9/12 V (x1) DC : 12/16V - 10 A
NP PRO XL	8 Ah - 118.4 Wh	LiPo	2 h with 67 W Fast USB-C charger 6.5 h with 15 W USB-C charger	1000 A	1500 A	2000 A	12 V (Pb/Lead only)	—	(x1) USB-C (60 W max) (x1) USB-A : 5V - 2.4 A	(x1) USB 3.0 Quick charge : 5/9/12 V (x1) DC : 12/16V - 10 A	—
NP PRO XXL	10.4 Ah - 153.9 Wh	LiCoO2	3 h	1500 A	2500 A	3200 A	12 V (Pb/Lead only)	(x1) USB-C : 5/9 V - 2 A / 9V-2 A JACK DC 16.8 V/4 A	(x1) USB-A : 5V - 2.4 A (x1) USB-A : 5V - 1 A	—	—
NP PRO TRUCK	6 Ah - 155.4 Wh	LiCoO2	7 h	600 A	1500 A	2000 A	12 V/24 V (Pb/Lead only)	QC USB-C : 18 W max	(x1) USB-A : 5V - 1 A (x1) USB-A : 5V - 2.1 A	(x1) Cigarette Lighter : 12 V - 10 A	•
NP 12/24V	8.4 Ah - 218 Wh	LiCoO2	4 h	1900 A	3000 A	4000 A	12 V/24 V (Pb/Lead only)	(x1) USB-C : 5V - 2 A / 9V-2 A JACK DC 29 V/5 A	(x2) USB-A : 5V - 2.4 A	—	•
NP PRO 12/24V	19.5 Ah - 499.59 Wh	LiCoO2	7 h	2300 A	3500 A	5000 A	12 V/24 V (Pb/Lead only)	JACK DC ø5.5: 29 V - 5 A USB-C : 5V/2A 9V/2 A	(x2) USB-A : 5V - 2.4 A	—	•

OPTION

67 W Fast USB-C Charger
 ✓ Nomad Power PRO 901 FC
 087132

15 W USB-C Charger
 ✓ Nomad Power 401 / 501
 ✓ Nomad Power PRO 701 / PRO 801 / PRO 901 FC
 087101

15 W USB-C Charger
 ✓ Nomad Power 401 / 501
 ✓ Nomad Power PRO 701 / PRO 801 / PRO 901 FC
 087354



218Wh

NEW
 11 2025



NOMAD POWER 12/24 V
 088931

★★★★★
Ultra High Capacity

499+ Wh

NEW



NOMAD POWER PRO 12/24 V
 088566

Maximum autonomy

×2 Increased vehicle starts

3 Lights modes
 Normal
 Flashing
 S.O.S

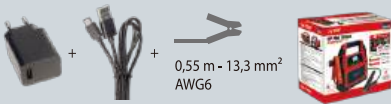


12 / 24 V

NOMAD POWER PRO TRUCK

2000 A

600 A
 1V/Cell



027527
 028845

NOMAD POWER 12/24 V

4000 A

2300 A
 1V/Cell



088931



NOMAD POWER PRO 12/24 V

5000 A

2300 A
 1V/Cell



088566



cm	kg
31.1 × 15.2 × 6,5	2.2
25.2 × 15 × 18.8	3.1
24.8 × 24.8 × 9.6	2.4
29.5 × 24.5 × 17.5	4.4
24.6 × 24.5 × 15	5.4



Recommendation

	Motorcycle	ATV	Motorcycle	Car	Van	Truck	Truck	Truck	Truck	Truck	Truck	Truck	Truck	Truck	Truck
NP PRO XL															
NP PRO XXL															
NP PRO TRUCK															
NP 12/24V															
NP PRO 12/24V															

5 · 180 Ah

5 · 180 Ah

5 · 140 Ah

5 · 180 Ah

5 · 180 Ah

Max capability (minimum charge needed)

· 240 Ah

· 240 Ah



STARTRONIC

BOOSTERS SUPER CAPACITOR

INSIDE

SANS BATTERIE



- ✓ NO BATTERY INSIDE
- ✓ NO MAINTENANCE
- ✓ FAST TO USE

- ✓ BOOSTER SANS BATTERIE INTERNE
- ✓ AUCUNE MAINTENANCE
- ✓ RAPIDE D'UTILISATION

- ✓ KEINE INTERNE BATTERIE
- ✓ KEINE WARTUNG
- ✓ SCHNELL EINSETZBAR



FULL PROTECTION



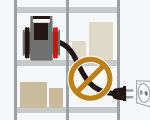
-40/+65°C



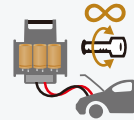
✓ 1 MILLION CYCLES



✓ FAST CHARGE

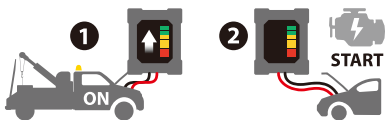


✓ NO SULFATION DURING STORAGE



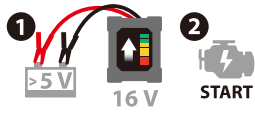
✓ UNLIMITED STARTS

EASY TO USE



STARTRONIC 800 : 1 minute
 STARTRONIC HYBRID 950 : 1 minute
 STARTRONIC SUPERCAP 12 / 24 V : 3 minutes

DC/DC CONVERTER INSIDE (>5V)



800 : 4 minutes
 HYBRID 950 : 4 minutes
 SUPERCAP 12 / 24 V : 5 minutes

- ✓ SMART
- ✓ SAFE
- ✓ POWERFUL



- + Output USB
- + Light

5x 800 F INSIDE

12V

5x 950 F + Lithium INSIDE

STARTRONIC 800

800 A

12 V

GO > 5 V

026735



STARTRONIC HYBRID 950

950 A

12 V

GO > 1 V

026117



12V / 24 V

10x 900 F INSIDE

STARTRONIC SUPERCAP 12 / 24V

1050 A

12 V

GO > 7 V

880 A

24 V

082816



CIGARETTE LIGHTER for Easy charge

INCLUDED STARTRONIC HYBRID 950 Lithium battery 027411

INCLUDED STARTRONIC 800 & HYBRID 950 027404

	START		Peak battery	Number of Capacitors	Integrated Inverter	INPUT CHARGE				Charging time		LIGHT	cm	kg		
	1V/Cell	0V/Cell				12V		12V / 10 A		MICRO USB Type B	internal lithium battery					
						OFF	ON	OFF	ON							
STARTRONIC 800	800 A	1 400 A	-	12V	5 x 800 F	•	4 min	60 s	4 min	4 min	5V/2 A	40 min	-	26,7 x 19,5 x 5	1,86	
STARTRONIC HYBRID 950	950 A	1 660 A	-	12V	5 x 950 F	•	4 min	60 s	4 min	4 min	5V/2 A	40 min	30 min	•	25 x 18,5 x 6	1,86
STARTRONIC SUPERCAP 12/24V	1 050 A	1 800 A	-	12V	10 x 900 F	•	5 min	3 min	-	-	-	-	-	34 x 43 x 20	7	
	880 A	1 500 A	-	24V			2 min	2 min	-	-	-	-	-			

MADE IN CHINA

JUMPER CABLES

200 ▶ 700 A

056206								
564015								
056404								
056602								
056312								
056329								
056336								
027695								
056343								

PRO BRASS CLAMPS

NOT INSULATED



056206	320 A	3 m	—	16 mm ² (CCA)
564015	500 A	3 m	—	25 mm ² (CCA)
056404	700 A	4,5 m	—	35 mm ² (CCA)
056602	1000 A	5,1 m	—	50 mm ² (100% Cu)

PRO INSULATED CLAMPS



		ESSENCE BENZINE PETROL	DIESEL		
056312	200 A	1,5l		3 m	10 mm ²
056329	320 A	2,5l		3 m	16 mm ²
056336	500 A	5,5l	3l	3,5 m	25 mm ²
056343	700 A	7l	4l	4,5 m	35 mm ²

EV CHARGING



EV CHARGING - PORTABLE

10/16 A 1 ph

028975

IP	U ₁	I ₁	P	
66	1 ph	10 / 16 A	2,3 3,7 kW	5 m



EV CHARGING - STANDARD CABLES

32 A 1 ph

079687

32 A 3 ph

079694

IP	U ₁	I ₁	P	
55	1 ph	32 A	7,4 kW	5 m
55	3 ph	32 A	22 kW	5 m

CLAMPS

	40 A	60 A	60 A	200 A	300 A	600 A	700 A
I _{100%}	30 A	60 A	60 A	100 A	200 A	120 A	120 A
I _{peak}	75 A	150 A	150 A	200 A	300 A	600 A	700 A
max	↔ 30 mm	↔ 25 mm	↔ 25 mm	↔ 38 mm	↔ 45 mm	↔ 40 mm	↔ 28 mm
max	2.5 mm ²	10 mm ²	10 mm ²	16 mm ²	25 mm ²	35 mm ²	25 mm ²



Compact

NEW

NEW

● ● (x2) 055537 055520 071896 071889 053502 053403 053700 053601 053779 053786 025783 025776

053106 024816 071872

AIR COMPRESSOR

**NOMAD AIR
COMPRESSOR**
088795

NEW

INCLUDED



Nozzle set

USB-C / USB-C




30L/ min

5 INFLATION MODES

- Car (2.50 bars)
- Motorbike (2.40 bars)
- Ball (4.10 bars)
- Bike (0.55 bars)
- Favorites (1.40 bars)

Ultra light & Compact



INPUT
USB-C

OUTPUT
USB-A

OPTION



15 W USB-C Charger
087101



15 W USB-C Charger
087354

	LITHIUM Battery			AIR	INPUT	OUTPUT	cm	kg
	CAPACITY	TYPE	FULL CHARGE					
NOMAD AIR COMPRESSOR	2.5 Ah / 27.75 Wh	Lico02	2h15	10 bars	USB-C : 5V/2A	(x1) USB-A : 5V - 2.1A	6.4 × 5.65 × 17.55	0.61

MEMORY SAVER

**NOMAD OBD
MEMORY SAVER**
085480



included



Clamps - 95 cm



Charger - 1.1 m

FULL PROTECTION

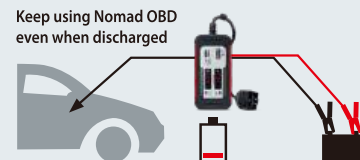
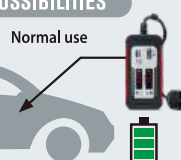
Ultra light & Compact



Lithium battery INSIDE

INSIDE	MEMORY SAVER		cm	kg
	OBD < 4A	< 4A		
Li-ion 12V - 2 Ah			14.5 × 7.2 × 3.5	515 g

2 POSSIBILITIES



Connected to booster

CABLE OBD



MEMORY AUTO SAVE CABLE OBD
Fuse 7,5 A - 1,5 m
054202



POWER INVERTERS

12/24 V DC > 230 V AC

12 V CONVERGYS

CONVERGYS 150
027022



CONVERGYS 300
027053
UK: 027046



12 V PSW → PURE SINE WAVE



PSW 601W RC-12

067332
UK: 067349



PSW 1502W RC-12

067370
UK: 067387



PSW 2002W RC-12

067394
UK: 067400

24 V MSW → MODIFIED SINE WAVE



MSW 82000

027237
UK: 027244

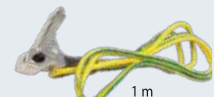
24 V PSW → PURE SINE WAVE



PSW 2002W RC-24

067417
UK: 067424

INCLUDED FOR ALL



MADE IN CHINA	Power	Peak power	Pure Sin Wave	Optimum Efficiency	Input DC	Output AC	Output USB (2.1) DC	max 150W	cables	Universal	USB	weight	cm	L x W x H cm / kg		
CONVERGYS 150	150 W	300 W	—	90,5%	12V	230V	5V · 2A	•	—	1.5 mm ²	•	—	0,5 kg	N/A	8 × 16.5 × 24.7 / 0.45	
CONVERGYS 300	300 W	600 W	—	85%	12V	230V	5V · 2A	•	•	2.5 mm ²	•	—	0,95 kg	N/A	21.3 × 20 × 6.8 / 0.95	
PSW 601W RC-12	600 W	1200 W	•	90%	12V	230V	5V · 2A	—	cables	6 mm ²	•	•	6 m	2,2 kg	26.5 × 17 × 7.5	31 × 22 × 12 / 2.3
PSW 1502W RC-12	1500 W	3000 W	•	90%	12V	230V	5V · 2A	—	cables	16 mm ²	•	•	6 m	5 kg	37.5 × 21 × 10	44 × 27 × 16 / 4.6
PSW 2002W RC-12	2000 W	4000 W	•	90%	12V	230V	5V · 2A	—	cables	22 mm ²	•	•	6 m	6,25 kg	38.5 × 25 × 10	43 × 32 × 16.5 / 5.7
MSW 82000	2000 W	4000 W	—	80%	24V	230V	5V · 2A	—	cables	12 mm ²	•	•	—	5,8 kg	35 × 20 × 28	45.3 × 26.8 × 16.1 / 4.9
PSW 2002W RC-24	2000 W	4000 W	•	90%	24V	230V	5V · 2A	—	cables	12 mm ²	•	•	6 m	6,25 kg	38.5 × 25 × 10	43 × 32 × 16.5 / 5.7



TBP

TESTERS TRADITIONAL

YouTube



PLAYLIST BATTERY TESTERS



TBP 100

6/12 V 20 · 100 Ah

PB BATTERY

055131



TBP 500

12 V 10 · 160 Ah

PB BATTERY

055148



BT

TESTERS DIGITAL



BT 001

12 V 7 · 230 Ah

PB BATTERY

056640



DBT

TESTERS COLOR SCREEN



×12 Languages

1 m

USB cable

DBT 500

6/12 V 7 · 240 Ah

ALTERNATOR 6/12 V PB BATTERY

079823



BTW

TESTERS CONNECTED



×14 Languages

BTW 6V/12V

6/12 V 7 · 240 Ah

ALTERNATOR 12 V PB BATTERY

077355



MADE IN CHINA



	TEST		PRINT PAPER	DIGITAL	RESULT	TEMPERATURE COMPENSATION		kg	cm	L × W × H cm / kg			
	A	V	CHARGE & START SYSTEM VEHICLE										
TBP 100	6-12V	20 · 100 Ah	• •	12V	—	—	5/10s	15 min	—	—	1.5	16×1.8×30	30.7×17.2×10.3 / 1.5
TBP 500	12V	10 · 160 Ah	• •	12V	—	—	15s	15 min	—	—	3.75	27×26×13	31×28.6×18.2 / 3.8
BTW 6V/12V	6-12V	7 · 240 Ah	• min 4.5V	12V	—	—	1s	instant	•	—	0.11	11×3×2	7.5×4.5×16.4 / 0.16
DBT 710	6-12V	7 · 240 Ah	• min 3V	12 / 24V	—	color screen 3.2"	1s	instant	•	—	0.9	10×3.5×20.5	10×18.4×25.3
PBT 710	12V	5 · 220 Ah	• min 6V	12V	•	colour screen	1s	instant	•	—	0.62	9 × 4 × 20	25 × 18 × 6.7 / N/A
PBT 720	6-12V	7 · 240 Ah	• min 3V	6/12/24V	•	colour screen 3.2"	1s	instant	•	2 x 3.7V - 2 A lithium-ion polymer batteries	0.9	26 × 10.5 × 5	27.2 × 36.4 × 9.3 / 2



WELDING COLLISION REPAIR CHARGE

2026

GYS France

Headquarters

1 rue de la Croix des Landes
CS 54159
53941 Saint-Berthevin - Cedex
Laval - France
Tel +33 2 43 01 23 60
E-mail service.client@gys.fr



ZI, 134 bd des Loges
53941 Saint-Berthevin
Laval - France

Logistic center

2 Rue Jean Dausset
53810 Changé - France
Tel +33 2 43 01 54 33

GYS China

Lot N°15 - 6666 bd Songze
201706 Qingpu
Shanghai - China
Tel +86 6221 4461
Fax +86 5226 0067
www.gys-china.com.cn
E-mail
contact@gys-china.com.cn

GYS Germany

Professor-Wieler
Straße 11
52070 Aachen
Deutschland
Tel +49 241/189-23-710
Fax +49 241/189-23-719
E-mail aachen@gys.fr

GYS Italia

Via Porta Est, 7
30020 Marcon - VE
Italia
Tel +39 041 53 21 565
E.mail italia@gys.fr

GYS UK

Unit 3 - Great Central Way
Rugby - Warwickshire
CV21 3XH
United Kingdom
Tel +44 1926 338 609
Fax +44 1926 429 764
E-mail uk@gys.fr

GYS Ibérica

Avenida Pirineos 31
Nave 9
San Sebastian de los Reyes
28703 Madrid
España
Tel +34 917 409 790
E.mail iberica@gys.fr



LinkedIn
 Youtube
 Facebook
 Instagram



YOUKU

www.gys.fr
www.gys-china.com.cn

MARKETING



Retail display space with 2 shelves
060784



A - Barnum
3 x 3 m
098022

B - Open
Barnum
2 x 2 m
098039

C - Oriflamme
3 x 0,50 m
098015

